

TECHNICAL ADVISORY COMMITTEE

JULY 15, 2020



TITLE VI

This meeting, project, or study is being conducted without regard to race, color, national origin, age, sex, religion, disability or family status. Persons wishing to express their concerns relative to FDOT compliance with Title VI may do so by contacting:

ROGER MASTEN

SunRail Title VI Coordinator
801 SunRail Drive
Sanford, Florida 32771
Roger.Masten@dot.state.fl.us

JACQUELINE PARAMORE

State Title VI Coordinator
605 Suwannee Street, Mail Station 65
Tallahassee, Florida 32399



SunRail.com

CHAIR'S REPORT

Tawny Olore



CHAIR'S REPORT

- The CFCRC met on May 30th and voted to approve a letter to Secretary Thibault concerning Phase 2 North and a copy of the letter has been included with this presentation
- The Board also approved moving forward with a SunRail Transition Consultant Interlocal Agreement and Escrow Agreement
- The two agreements are going to the Commissions of the five Local Funding Partners for approval
- At the CFCRC's July 30th meeting, the Escrow Agreement will be on the agenda for approval
- Seminole County will be the lead agency in procuring the Transition Consultant
- A copy of the presentation has been included with this presentation
- The Local Funding Partners and FDOT continue to work through issues related to the transfer of SunRail

AGENCY UPDATE

Charles M. Heffinger, Jr., P.E.




NEW HEALTH AND SAFETY CAMPAIGN



View new health and safety video: <https://sunrail.com/health-and-safety/>

SETTING A NEW STANDARD



WORKING HARD TO KEEP YOU SAFE – EVERY TRAIN. EVERY TRIP.

- Ambassadors, crew, security, and cleaning staff are required to wear a mask and practice social distancing
- Riders are encouraged to practice social distancing and wear masks
- Protective film has been placed over station machines and all frequently touched surfaces are disinfected throughout day
- New security presence onboard **ALL** trains to promote social distancing, direct rider flow, and provide additional rider support
- **ALL** trains now have cleaning crews onboard sanitizing frequently touched surfaces while traveling
- 100% of trains have hand sanitizer dispensers and well-stocked restrooms
- New enter/exit signs and directional floor graphics have been installed on all trains
- Train interiors are being fogged and decontaminated nightly
- Department of Health guidelines to reduce the spread of germs has been installed onboard and at stations

INCREASE IN RIDERSHIP

APRIL - JUNE 2020



LOOKING AHEAD



YOUR CAMPUS CONNECTION

STUDENTS & STAFF

Register to ride SunRail for **FREE** during a limited trial period this fall.

[REGISTER HERE](#)

- Building rider confidence
- Historically strong leisure ridership over summer
- New UCF Campus expansion



RIDER CONVENIENCE

Based on CAC comments, rider convenience continues to improve!

- A third passenger car will be added soon to trains with higher ridership
- Two new coach cars will be placed into service late 2020
- Allows room for existing and new riders

DEBARY ENHANCEMENTS

New TVU results are strong!

- Promotes tapping on/off
- TVU use is increasing
- Allows for future growth

Also on the way...

- Repainting of DeBary station canopies this fall





SAFETY

New Fencing

- Added an additional 24,661 linear feet of fence to aid in trespass prevention
- Between Sanford and Edgewood

CORRIDOR MAINTENANCE

Work activities completed on the Lake Monroe Drawbridge

- Included the replacement of four spans and steel to repair drawbridge



QUIET ZONES

Jurisdiction	Status
Edgewood	Quiet Zone Established
Orange County	Quiet Zone Established
Maitland	Quiet Zone Established
Winter Park	Quiet Zone Established – also working on Orlando Avenue Supplemental Safety Measures (SSM)
Seminole County	Notice of Establishment (NOE) pending civil work in progress – All signal work is 100% complete
City of Orlando	95% complete. City civil work ongoing and signal work to follow – SSM proposed at five additional crossings
City of Kissimmee	NOE pending completion of work on Vine Street – new curbs – Complete within 1 month



Local communities may apply for quiet zones and information is available on the “About” page at SunRail.com

DYNAMIC ENVELOPE

- Supporting S.T.R.I.D.E.
(Statewide Traffic and Railroad Initiative
Using Dynamic Envelopes)
- 29 new crossings recently
completed
- Remaining construction will
be phased along corridor
and scheduled after hours
and weekends
- Public outreach is underway



POSITIVE TRAIN CONTROL

- PTC initiated on entire corridor 1/13/20
- Currently running 100% PTC-enabled SunRail trains daily
- Interoperability testing completed with CSX and currently operating in RSD
- Interoperability testing with Amtrak to start July 2020
- Program implementation expected to be complete by December 2020



LYNX CONNECTIVITY

LYNX Fixed-Route Average Daily Boardings & Alightings by SunRail Station Area													
SUNRAIL STATION	Fiscal Year 2019												ANNUAL DAILY AVERAGE
	Oct	Nov	Dec	Jan	Feb	Mar	Apr	May	Jun	Jul	Aug	Sep	
Sanford	151	336	339	100	302	358	390	412	409	461	374	449	340
Lake Mary	58	15	62	80	74	116	124	117	98	105	116	96	88
Longwood	40	51	73	53	54	90	102	82	72	119	136	68	78
Altamonte Springs	225	195	192	205	240	171	38	230	91	191	166	223	181
Maitland	27	30	29	12	18	18	26	22	28	24	36	12	24
Winter Park	212	273	286	187	206	269	255	316	310	338	501	303	288
AdventHealth	359	399	380	314	327	266	322	326	362	337	448	326	347
LYNX Central Station													-
Church Street Station													-
Orlando Health/Amtrak	27	34	28	35	26	35	27	22	10	17	27	12	25
Sand Lake Road	248	255	209	193	201	62	54	78	86	86	72	134	140
Meadow Woods	130	120	116	120	115	63	107	167	103	80	128	112	113
Tupperware	23	18	9	N/A	N/A	N/A	N/A	N/A	4	40	42	16	22
Kissimmee Intermodal													-
Poinciana	3	6	5	6	N/A	3	1	N/A	N/A	4	4	1	4
Total - All Stations	1,503	1,732	1,728	1,305	1,563	1,451	1,446	1,772	1,573	1,802	2,050	1,752	1,650



LYNX CONNECTIVITY

LYNX Fixed-Route Average Daily Boardings & Alightings by SunRail Station Area									
SUNRAIL STATION	Fiscal Year 2020								ANNUAL DAILY AVERAGE
	Oct	Nov	Dec	Jan	Feb	Mar	Apr*	May	
<i>Days of Operation</i>	23	20	21	21	20	22	22	22	171
Sanford	472	464	429	429	475	424	N/A	278	424
Lake Mary	103	99	96	105	121	92	N/A	38	93
Longwood	80	86	80	87	61	73	12	39	65
Altamonte Springs	207	174	129	90	153	160	N/A	36	136
Maitland	23	22	18	20	21	27	N/A	10	20
Winter Park	414	417	314	368	369	308	47	157	299
Florida Hospital/Health Village	335	220	166	299	361	395	38	164	247
LYNX Central Station									
Church Street Station									
Orlando Health/Amtrak	14	26	15	20	19	13	10	11	16
Sand Lake Road	96	95	76	70	130	103	15	42	78
Meadow Woods	133	127	99	87	142	68	N/A	55	102
Tupperware	17	N/A	N/A	27	29	46	**	N/A	30
Kissimmee Intermodal									
Poinciana	1	N/A	N/A	4	6	6	**	N/A	4
Total - All Stations	1,895	1,730	1,422	1,606	1,887	1,715	122	830	1,515
Percent change from FY 19 to FY 20	26%	-0.1%	-18%	23%	21%	18%	-92%	-53%	4%

N/A – Ridership was not collected due to bus not having Automatic Passenger Counter (APC)

*Due to COVID-19, Orange & Osceola Counties instituted a stay-at-home order on March 26 and bus service was reduced on March 30, 2020. This caused a drop in ridership.

**Bus service was not provided to this station during the reduced schedule that took place on March 30 and ended on May 9, 2020.

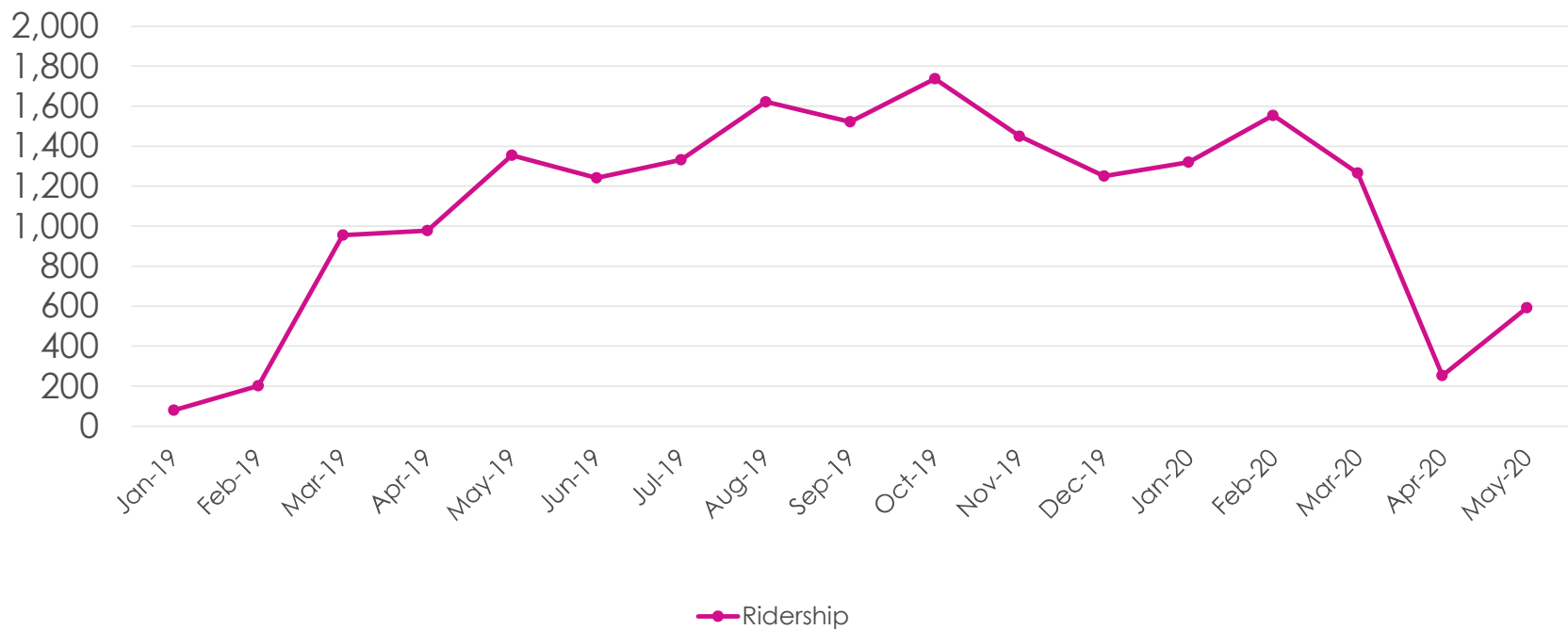
LYNX CONNECTIVITY

LYNX Feeder Bus Route Analysis (Phase II Routes)

LINK	May		Change	% Change
	FY19	FY20		
18	27,615	11,288	-16,327	-59%
418	4,859	2,402	-2457	-51%
155	1,063	163	-900	-85%
306	2,498	71	-2427	-97%
604	316	66	-250	-79%
631	668	230	-438	-66%
632	154	146	-8	-5%
709	1,355	592	-763	-56%

LINK 709 - KISSIMMEE CONNECTOR RIDERSHIP

Link 709 Ridership



LINK 709 - KISSIMMEE CONNECTOR RIDERSHIP

Month/Year	Ridership (month)	Difference in Ridership	Percent Difference	Total # service days	Avg. # riders per day	Avg. # riders per trip (27 trips)
01/2019	80	-	-	4	20	.7
02/19	202	122	153%	20	10	.4
03/19	955	753	373%	21	45	1.7
04/19	978	23	2%	22	44	1.6
05/19	1,355	377	38.5%	22	62	2.3
6/19	1,241	(114)	-8.41%	20	62	2.3
7/19	1,332	91	7%	22	60	2.2
8/19	1,622	304	21.8%	22	74	3.4
9/19	1,522	100	-6.2%	20	76	2.8
10/19	1,738	216	14.1%	23	75	2.7
11/19	1,450	(288)	-16.6%	20	72	2.7
12/19	1,251	(199)	-13.7%	21	59	2.2
1/20	1,320	69	5.5%	22	60	2.2
2/20	1,554	234	17.7%	20	77	2.8
3/20	1,266	288	-18.7%	22	58	2.1
4/20	253	(1013)	-80%	22	11	.4
5/20	592	339	74.6%	20	29	1.0

Created by LYNX Planning & Development Department

VOTRAN CONNECTIVITY

June 2020

Activity at DeBary Station	Fiscal year 2018												Annual Daily Average
	Oct-17	Nov-17	Dec-17	Jan-18	Feb-18	Mar-18	Apr-18	May-18	Jun-18	Jul-18	Aug-18	Sep-18	
Days of Operation	22	21	20	22	20	22	21	22	21	21	23	19	254
Avg Daily Ridership	96	76	79	63	62	69	69	67	61	72	79	72	72

Activity at DeBary Station	Fiscal year 2019												Annual Daily Average
	Oct-18	Nov-18	Dec-18	Jan-19	Feb-19	Mar-19	Apr-19	May-19	Jun-19	Jul-19	Aug-19	Sep-19	
Days of Operation	23	21	20	22	20	21	22	22	20	22	22	19	254
Avg Daily Ridership	98	66	85	89	64	76	66	61	59	57	69	63	71

Activity at DeBary Station	Fiscal year 2020												Annual Daily Average
	Oct-19	Nov-19	Dec-19	Jan-20	Feb-20	Mar-20	Apr-20	May-20	Jun-20	Jul-20	Aug-20	Sep-20	
Days of Operation	23	20	21	22	20	22	22	20	22				192
Avg Daily Ridership	65	48	74	63	52	44	25	7	42				47

NOTES: Beginning October 2016 driver keys count only boardings and alightings at DeBary Station. Fiscal years 2014, 2015, and 2016 data reported boardings along SunRail Routes. April and May of 2020 ridership decreased due to COVID-19, May 2020 ridership was not accurately counted due to fare suspension. Fares resumed June 1, 2020

THANK YOU

NEXT MEETING:
Wednesday, October 14 at 2PM



SUPPORTING CHARTS

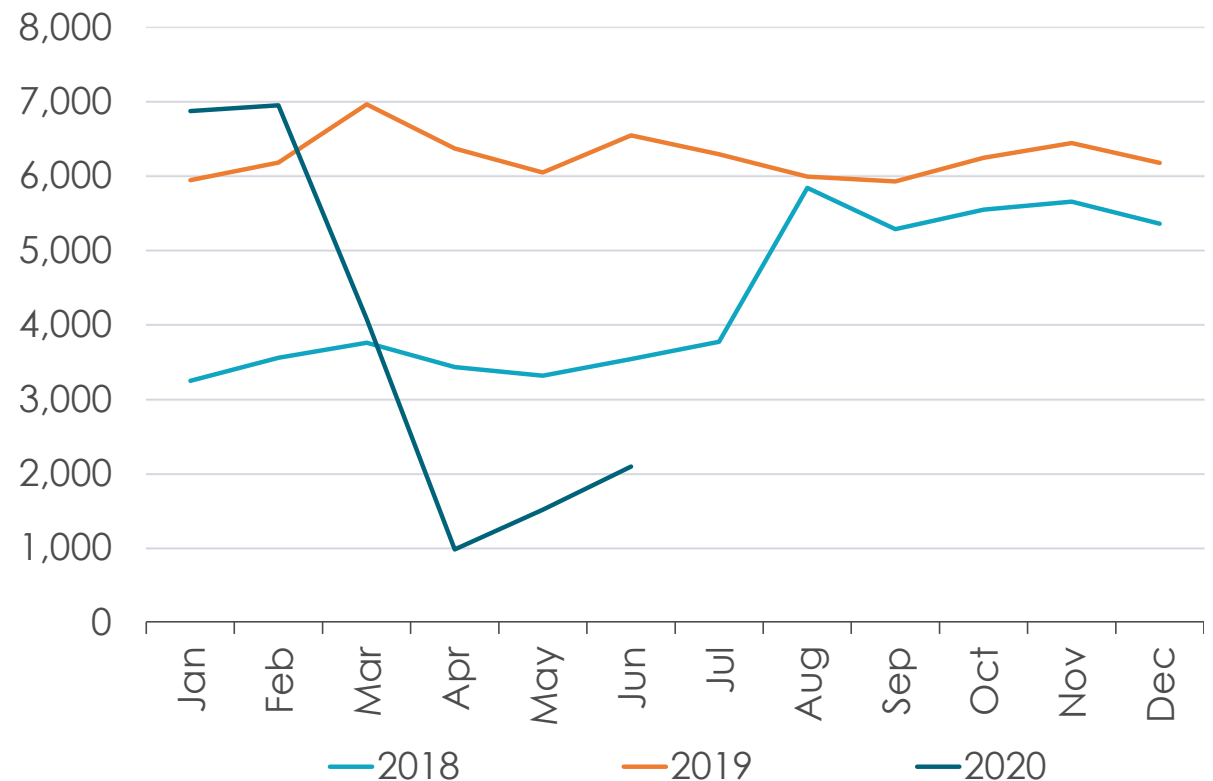


HIGHLIGHTS

- Modified schedule 3/31 – 5/8
- Ridership steadily increasing
- Summer break, Downtown Campus expansion and more coming soon

Average Daily Ridership

Jan - 6,875 | Feb - 6,950 | Mar - 4,075
Apr - 973 | May - 1,510 | Jun - 2,091

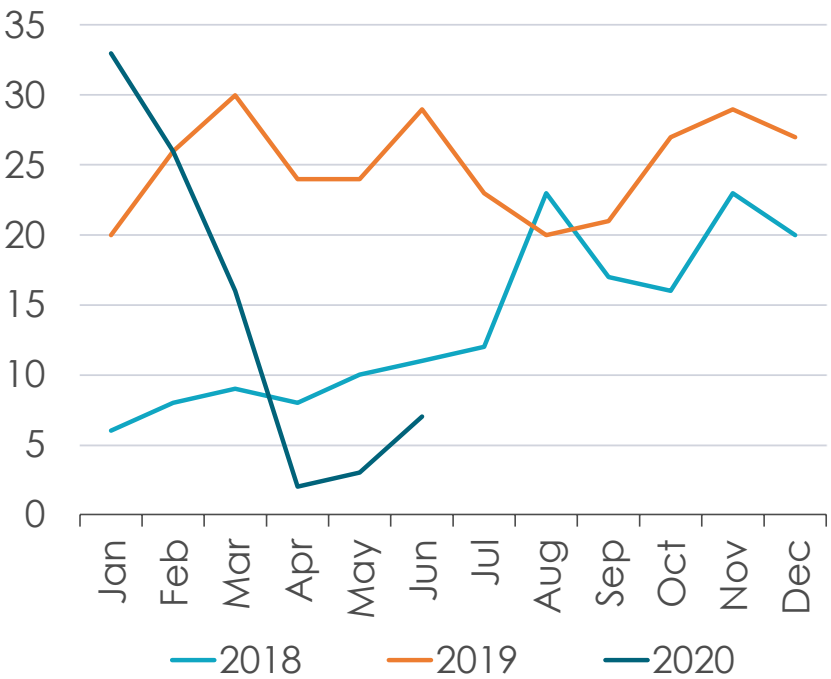


Hurricane Dorian interrupted service 9/3 – 9/5/19.

ONBOARD STATS

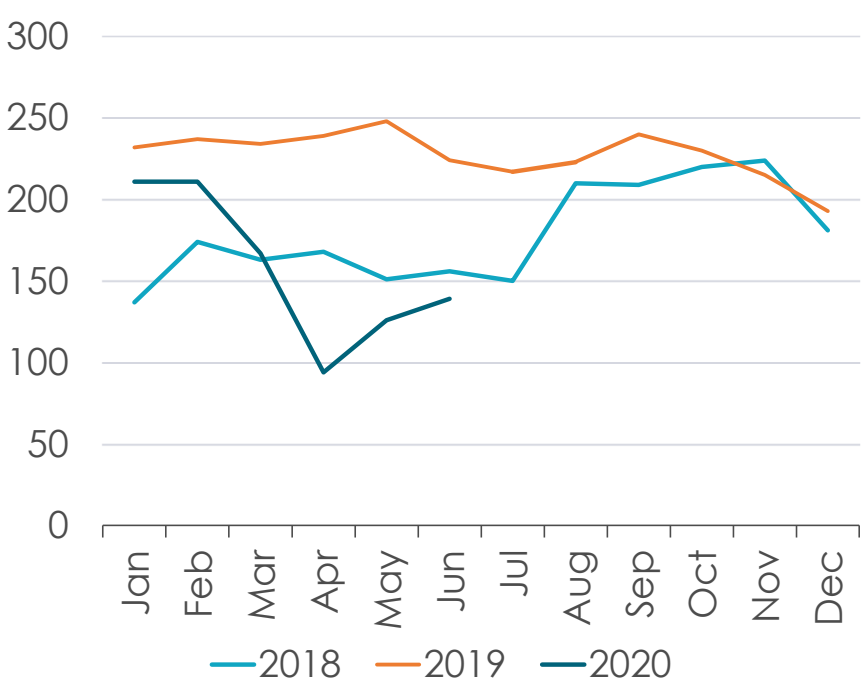
ADA

Jan – Jun Average: 15

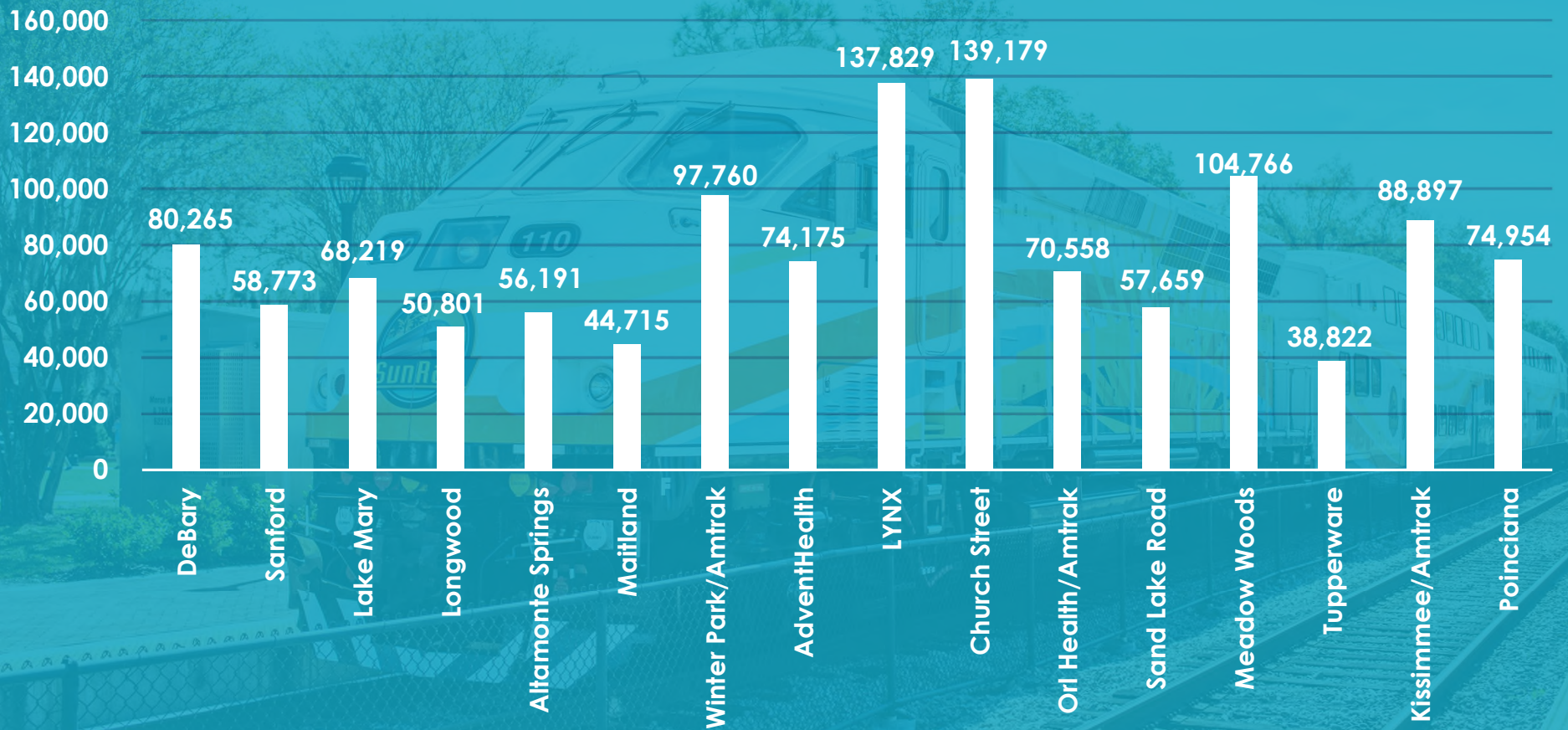


BICYCLE

Jan – Jun Average: 157



BOARDINGS BY STATION



Ridership July 2019 through June 2020

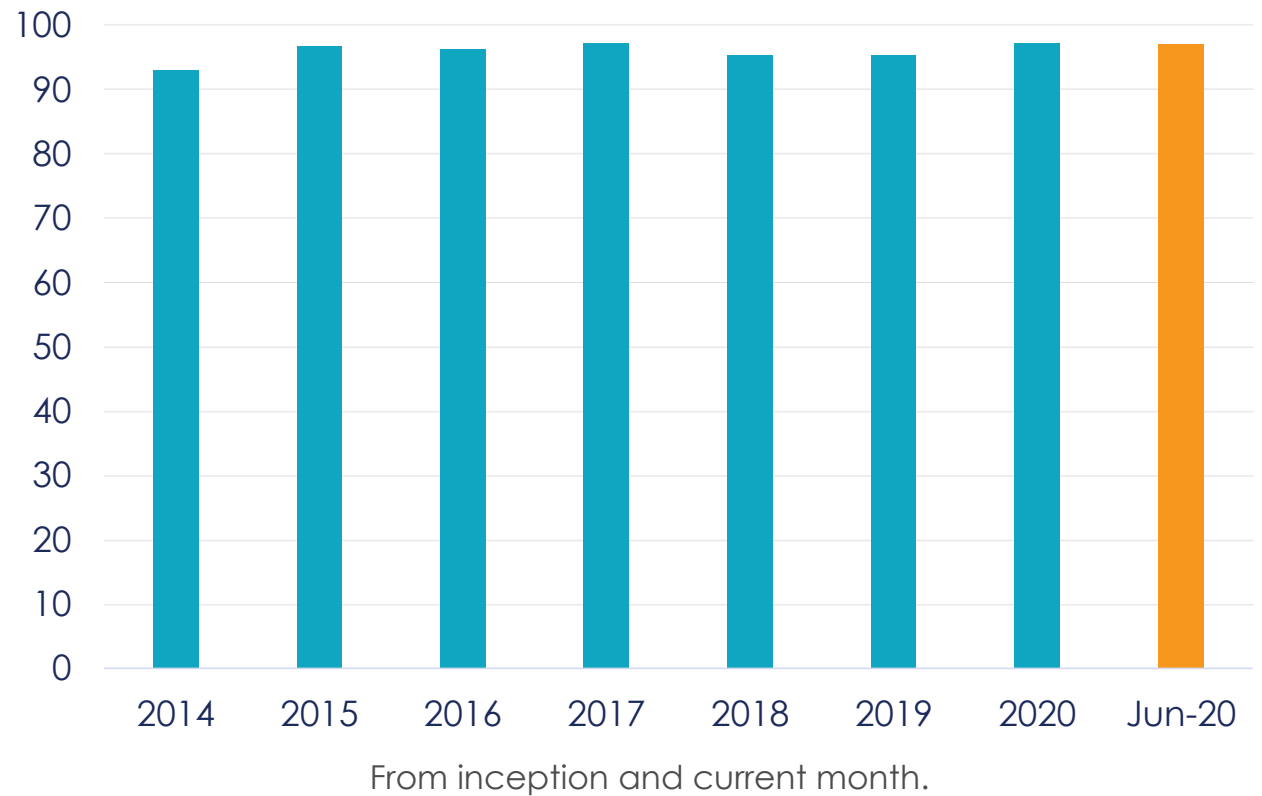
ABOVE AVERAGE

- On-Time 111 Days
- 127 Operating Days
- Ran 4,732 Trains

ON-TIME PERFORMANCE AVERAGE

January 2020 – June 2020

Goal = 95% Actual = 97.3% Contract = 99.5%



TRAIN PERFORMANCE DETAIL

JANUARY – JUNE 2020

Train Performance Overview	Trains	Percentage
On-Time	4605	97.3%
Late	89	1.9%
Annulled	38	0.8%
Total Trains Operated	4732	100.0%

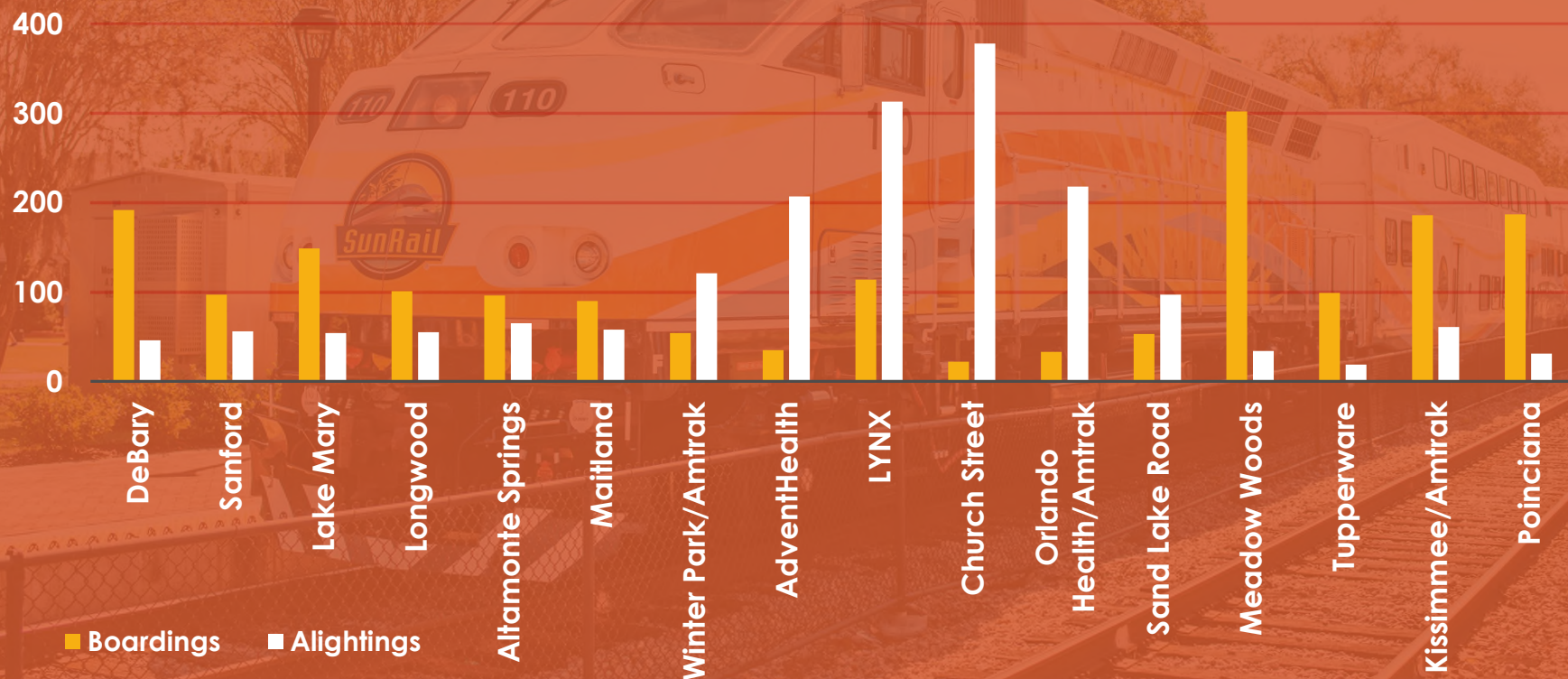
Performance Detail	Days	Trains	Percentage
Communications	1	1	0.0%
Efficiency Testing	1	1	0.0%
Injuries/Illnesses	2	2	0.0%
Maintenance of Way	2	2	0.0%
Mechanical	12	28	0.6%
Other	8	9	0.2%
Passengers	6	6	0.1%
Police Activity	5	12	0.3%
Signals & Components	11	23	0.5%
Train Interference	5	7	0.1%
Trespasser/Grade Crossing/Near Misses	17	36	0.8%
Total (Rounded)		127	2.7%

BOARDINGS & ALIGHTINGS

AM PEAK

5:45 AM – 8:45AM (NB from Poinciana)

July 1, 2019 – June 30, 2020

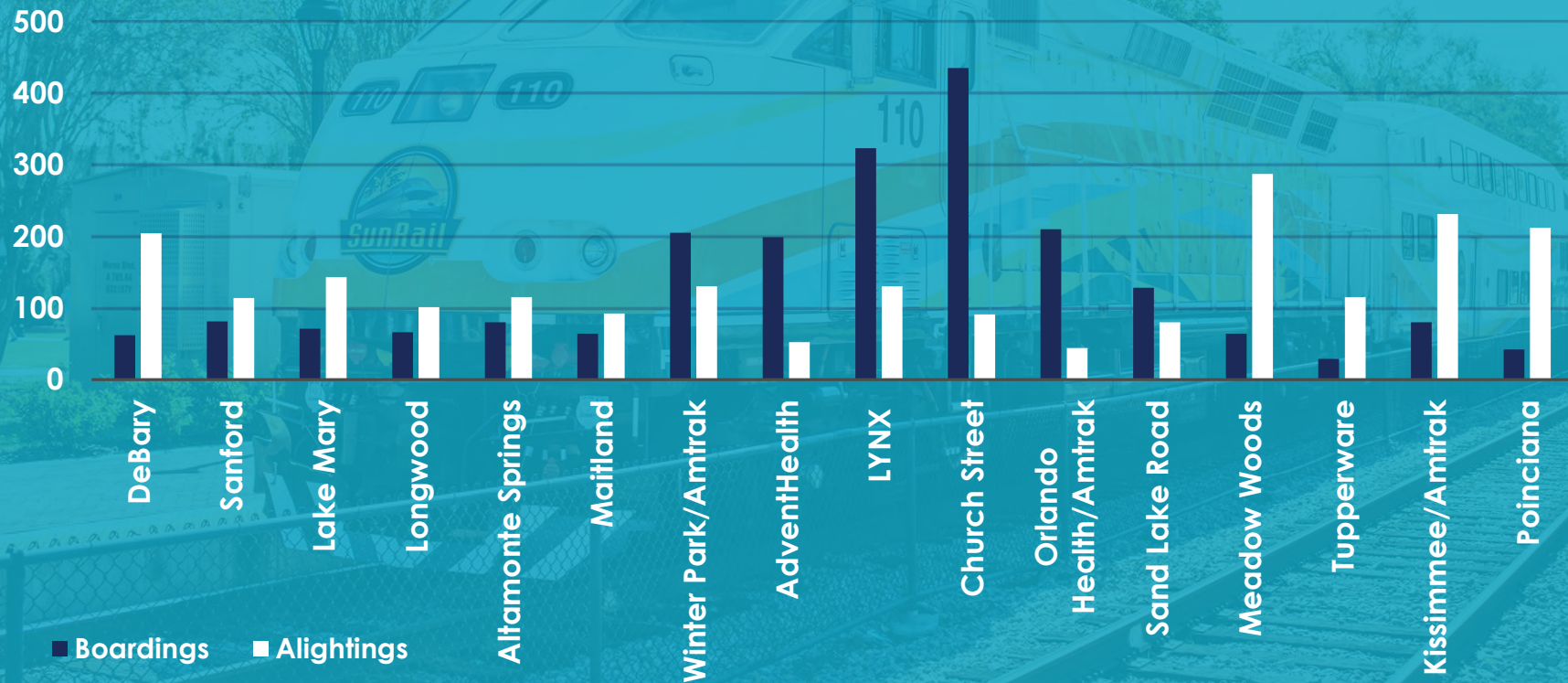


BOARDINGS & ALIGHTINGS

PM PEAK

3:15 PM – 6:25 PM (NB from Poinciana)

July 1, 2019 – June 30, 2020

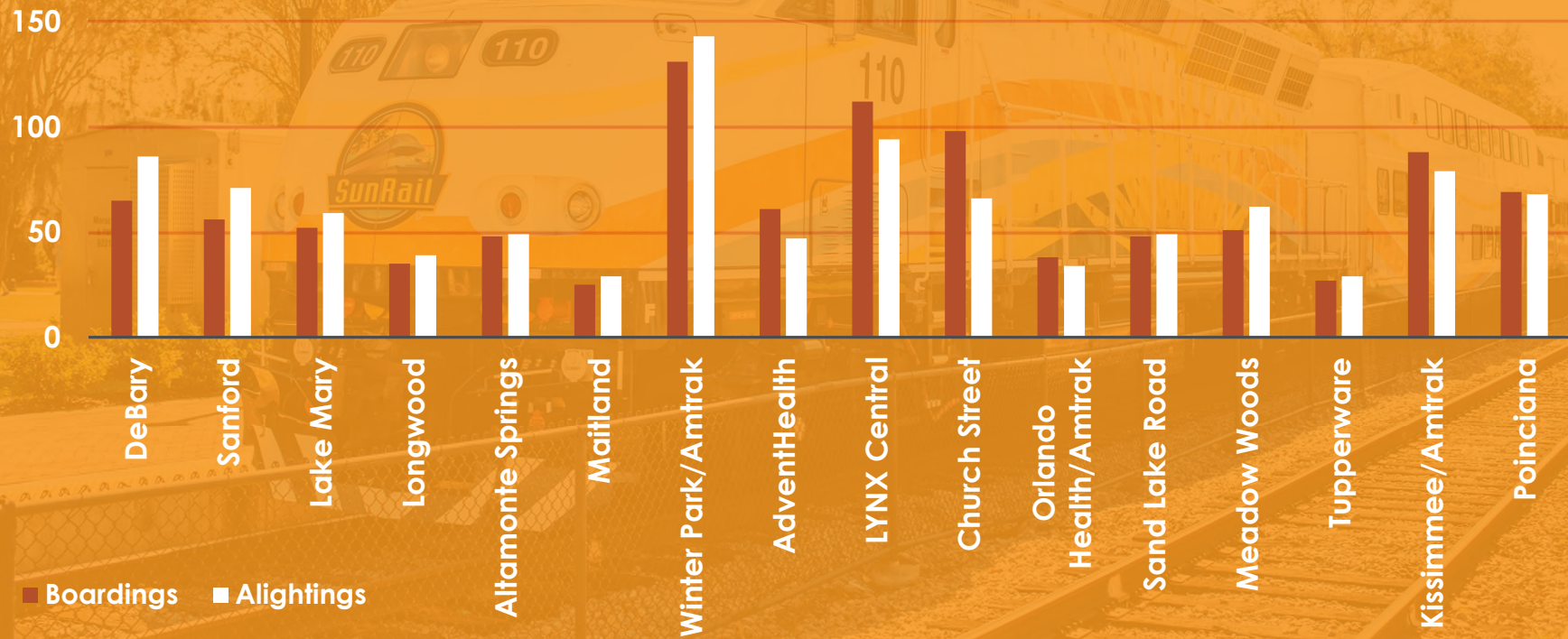


BOARDINGS & ALIGHTINGS

OFF PEAK

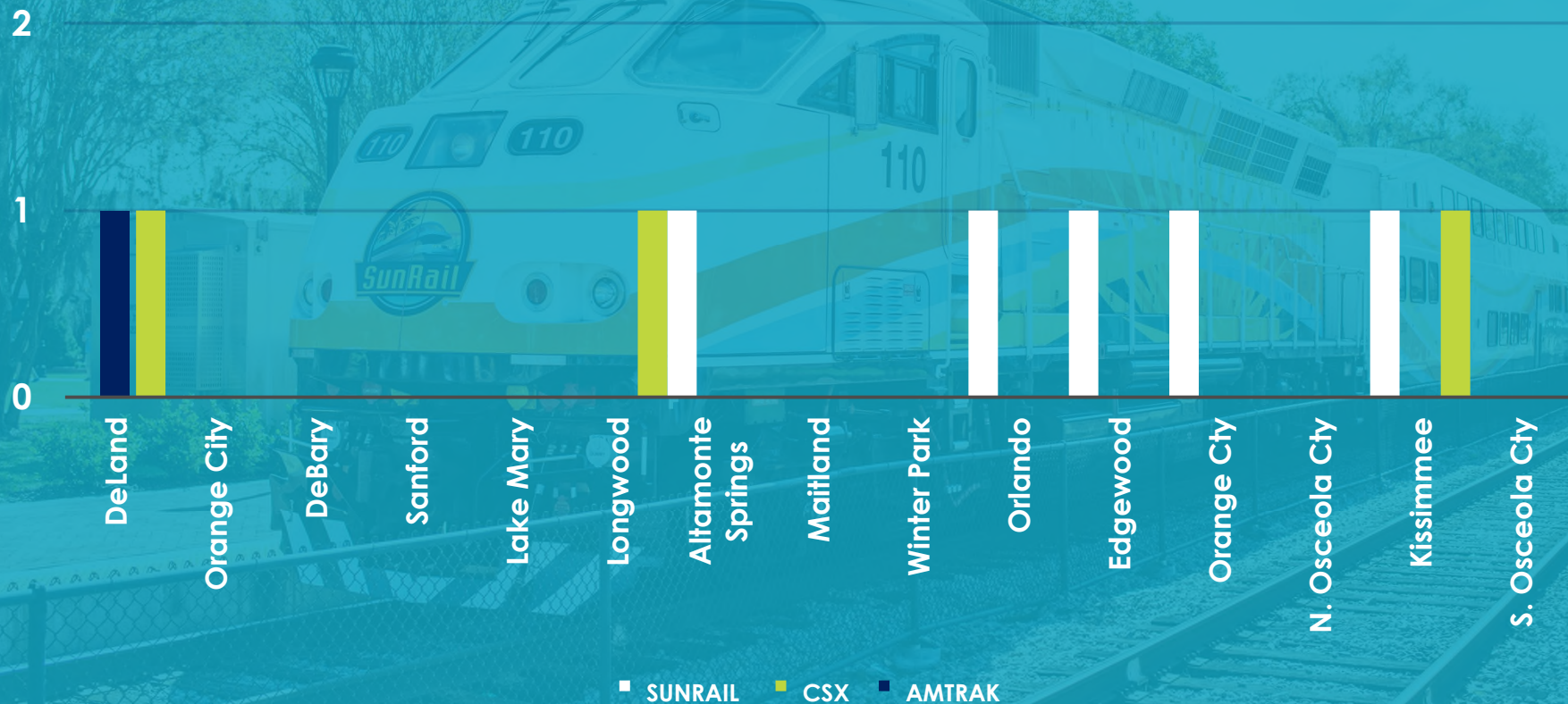
10:45 AM – 2:45 PM; 7:25 PM – 9:55 PM (NB from Poinciana)

July 1, 2019 – June 30, 2020



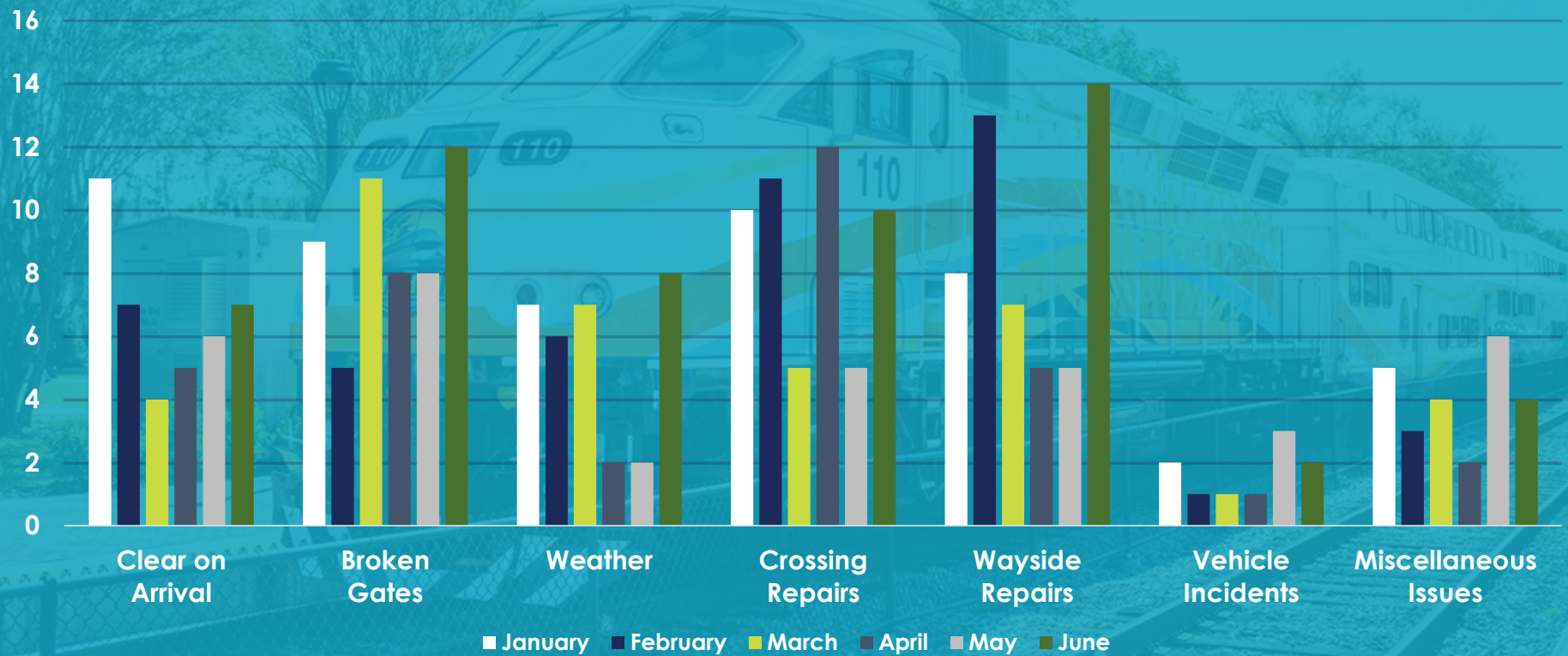
REVENUE INCIDENTS BY CITY/COUNTY

JANUARY – JUNE 2020



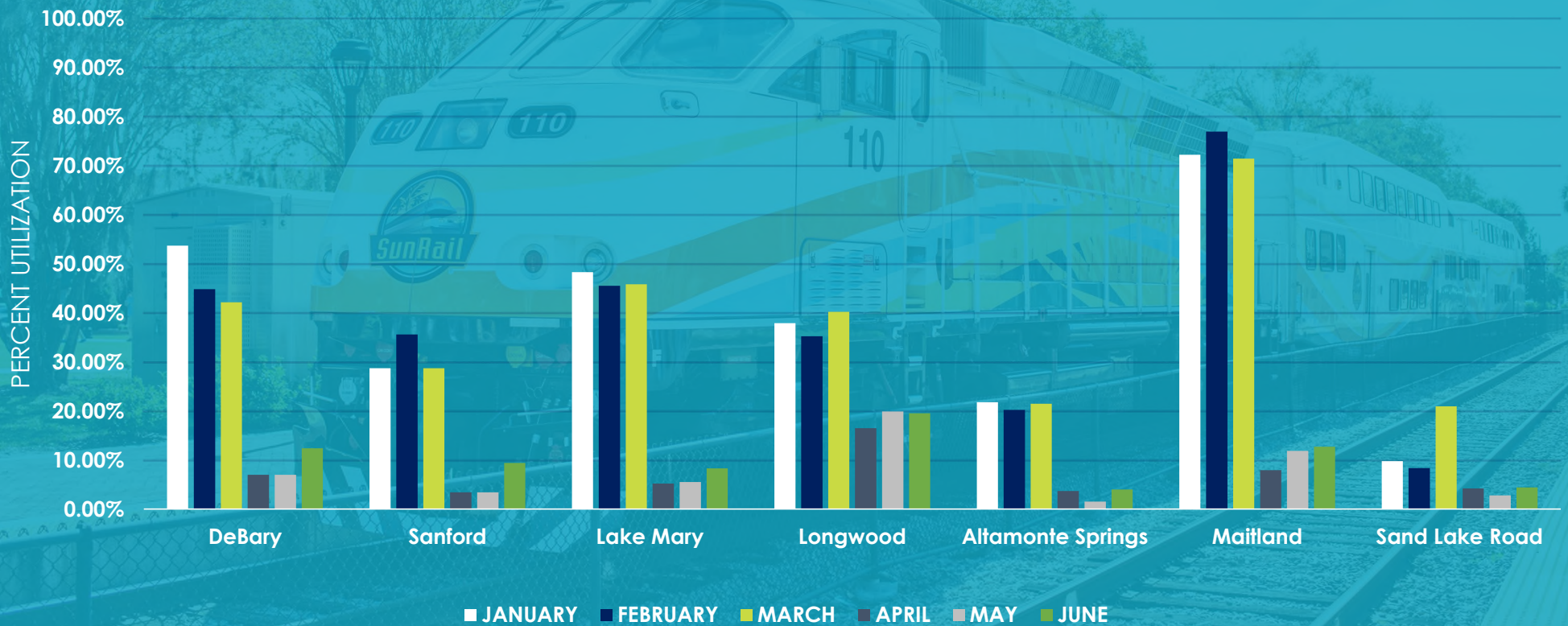
CFRC SIGNAL SYSTEM INCIDENTS

JANUARY – JUNE 2020



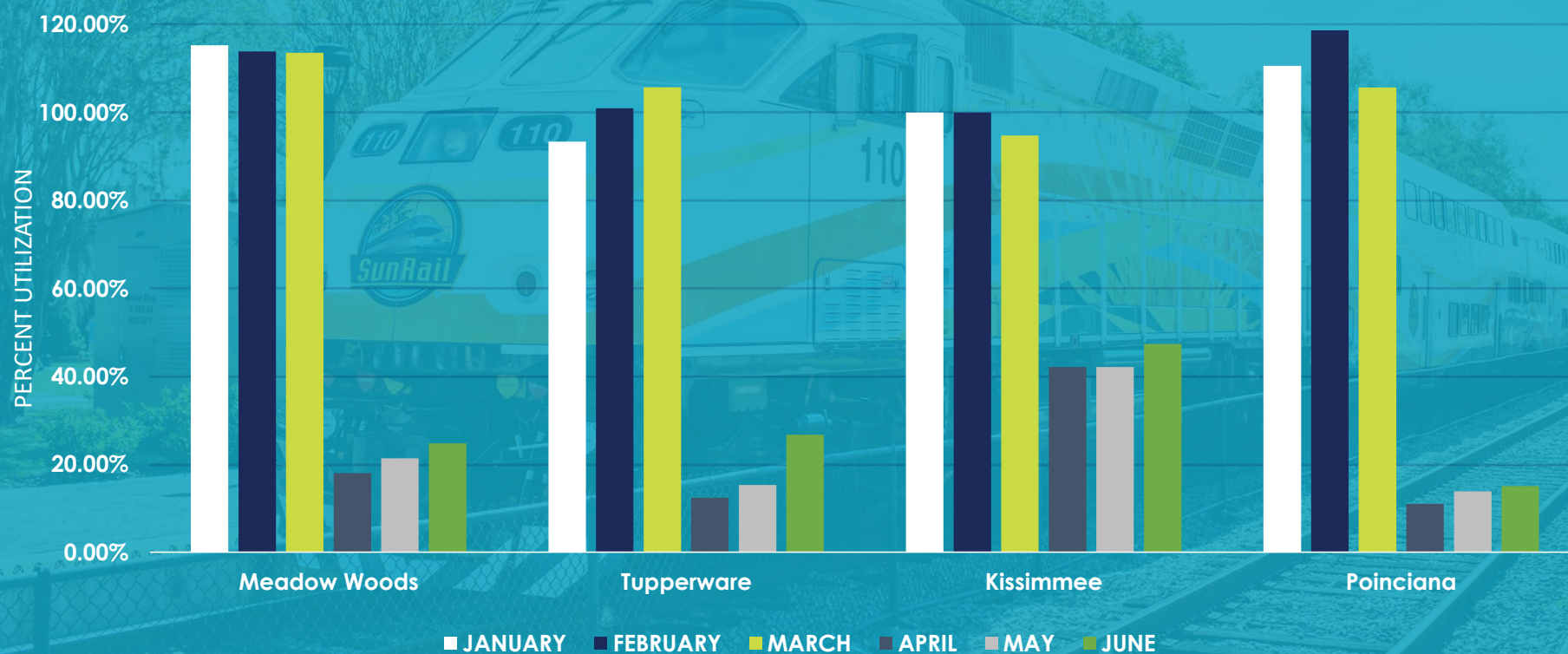
PHASE 1 STATION PARKING

JANUARY – JUNE 2020



SOUTHERN EXPANSION STATION PARKING

JANUARY – JUNE 2020



FY19/20 OPERATING BUDGET UPDATE

OPERATING REVENUE	ANNUAL BUDGET	YEAR TO DATE JUNE 30, 2020	
		BUDGET	ACTUAL
Farebox revenue	\$ 3,366,644	\$ 3,366,644	\$ 2,706,932
CSX usage fees	\$ 3,293,401	\$ 3,293,401	\$ 3,513,668
Amtrak usage fees	\$ 1,028,530	\$ 1,028,530	\$ 1,090,766
FCEN usage fees	\$ 25,568	\$ 25,568	\$ 26,764
Right-of-way lease revenue	\$ 120,066	\$ 120,066	\$ 107,979
Ancillary revenue	\$ 336,986	\$ 336,986	\$ 726,870
<i>Subtotal - System revenue</i>	<i>\$ 8,171,195</i>	<i>\$ 8,171,195</i>	<i>\$ 8,172,978</i>
FTA §5307 - Urbanized Area Grant Funds	\$ 10,021,711	\$ 10,021,711	\$ 10,021,711
TOTAL OPERATING REVENUE	\$ 18,192,906	\$ 18,192,906	\$ 18,194,690

FY19/20 OPERATING BUDGET UPDATE

OPERATING COSTS, CAPITAL MAINTENANCE AND CONSULTANT SUPPORT
Bombardier - Operations
Bombardier - Maintenance
Bombardier - Incentive/Disincentive
Conduent - Back-of-the-House Hosting
Conduent - Fare Equipment Maintenance
Herzog - Signal Maintenance of Way
Green's Energy - Fuel
Gallagher - Insurance
Amtrak - Heavy Vehicle Maintenance
Wells Fargo - Banking Services
Bank of America - Merchant Services (Banking)
MidFlorida - Armored Car Service
AT&T/Verizon - Wi-Fi Service
Fare Media Smart Card
Limited Use Smart Card
Incomm - Card Distribution & Packaging
<i>Subtotal - System operating costs</i>

ANNUAL BUDGET
\$ 10,511,193
\$ 16,101,451
\$ 1,330,632
\$ 933,325
\$ 2,214,588
\$ 3,207,374
\$ 1,965,924
\$ 1,900,000
\$ 1,368,067
\$ 4,906
\$ 95,408
\$ 44,280
\$ 34,402
\$ -
\$ 424,620
\$ -
\$ 40,136,170

YEAR TO DATE JUNE 30, 2020	
BUDGET	ACTUAL
\$ 10,511,193	\$ 10,432,816
\$ 16,101,451	\$ 15,615,935
\$ 1,330,632	\$ 1,409,313
\$ 933,325	\$ 833,129
\$ 2,214,588	\$ 3,293,309
\$ 3,207,374	\$ 3,661,842
\$ 1,965,924	\$ 1,515,107
\$ 1,900,000	\$ 1,982,433
\$ 1,368,067	\$ 1,057,481
\$ 4,906	\$ 5,049
\$ 95,408	\$ 89,781
\$ 44,280	\$ 43,800
\$ 34,402	\$ 21,890
\$ -	\$ -
\$ 424,620	\$ 404,400
\$ -	\$ -
\$ 40,136,170	\$ 40,366,285

Feeder Bus Expenses
Capital Maintenance
Consultant Support

\$ 1,978,793
\$ 7,188,940
\$ 8,743,211

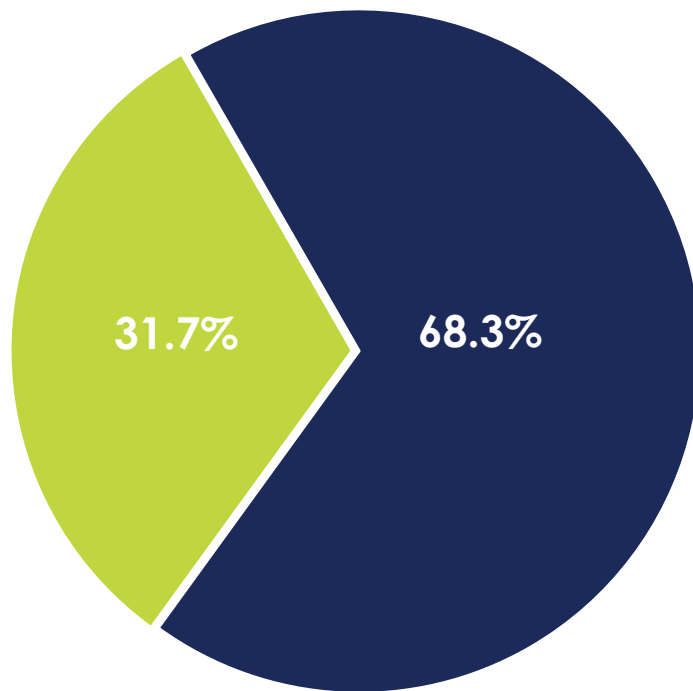
\$ 1,978,793	\$ 581,945
\$ 7,188,940	\$ 6,070,285
\$ 8,743,211	\$ 6,351,837

TOTAL OPERATING COSTS, CAPITAL MAINTENANCE AND CONSULTANT SUPPORT
--

\$ 58,047,114

\$ 58,047,114	\$ 53,370,352
---------------	---------------

CAPITAL MAINTENANCE



■ Maintenance ■ Improvements

■ Maintenance

Non-recurring corrective or preventive maintenance or in-kind replacement

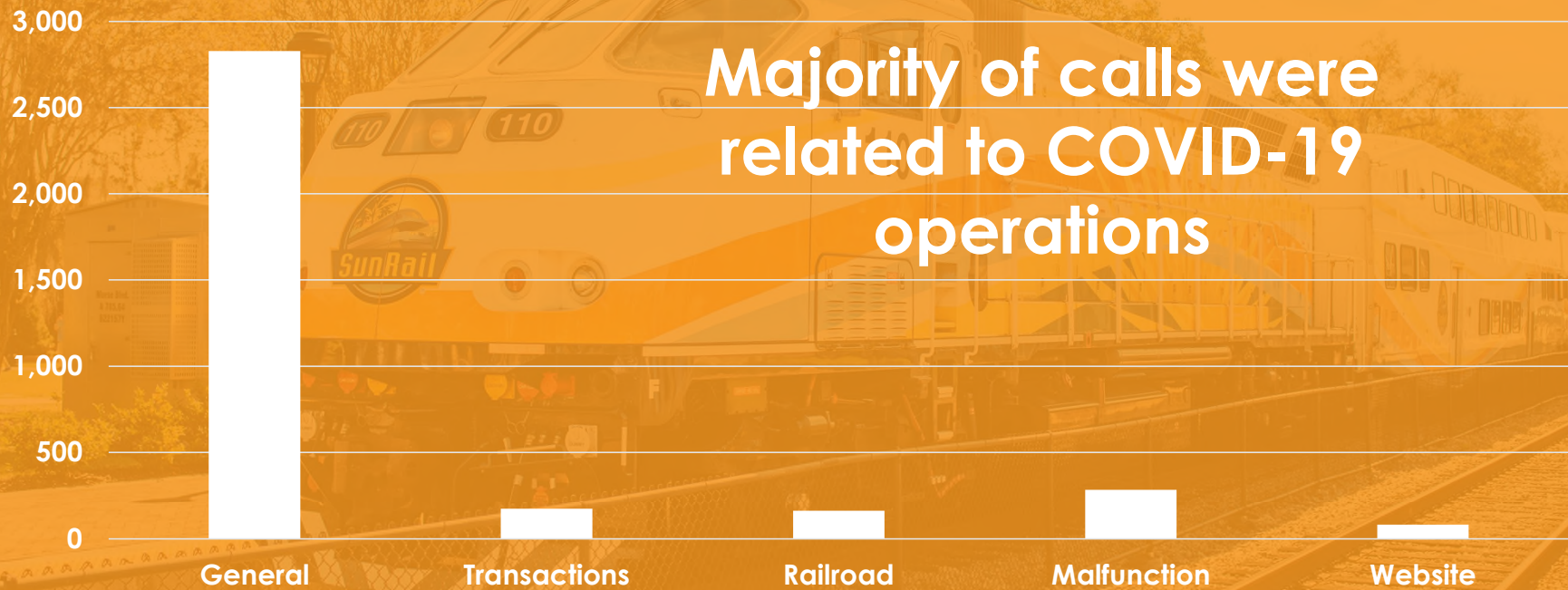
■ Improvements

Extend the useful life, increase the value or add new uses

CUSTOMER SERVICE CALLS

APRIL – JUNE 2020

Majority of calls were
related to COVID-19
operations



END OF PRESENTATION



SunRail Transition Consultant

CFCRC Meeting - May 28, 2020

Agenda

- ▶ Transition Consultant Scope of Services
- ▶ Transition Consultant Interlocal Agreement
- ▶ Transition Consultant Escrow Agreement
- ▶ Next Steps
- ▶ Requested Action

Consultant Scope of Work

- ▶ Project Purpose
- ▶ Project Description and Objectives
- ▶ Public Involvement/Meetings/Presentations
- ▶ Data Collection
- ▶ Analysis and Report
- ▶ Risk Assessment
- ▶ Transition Plan

Project Purpose

- ▶ The scope of services describes the responsibilities of the Consultant when conducting the data collection and analysis required to develop a Transition Plan for the transfer of ownership and management of SunRail from the FDOT to the CFCRC.

Project Description and Objectives

- ▶ Objective of the Project is to:
 - ▶ Build upon the SunRail Transition Analysis completed in May 2019
 - ▶ Develop a Final SunRail Transition Plan to serve as a blueprint for the smooth transition of the SunRail system from FDOT to the CFCRC
 - ▶ Satisfy requirements of the Interlocal Operating Agreement

Public Involvement/Meetings/ Presentations

- ▶ Public Meetings
 - ▶ CFCRC
 - ▶ TAC
 - ▶ CAC
 - ▶ Local Funding Partner Commissions/Council
 - ▶ MetroPlan Orlando
 - ▶ Volusia River to Sea TPO
- ▶ Misc. Project Meetings
- ▶ Comments and Coordination Report

Data Collection

- ▶ Review of Previous Studies
- ▶ Existing Operations Contracts
- ▶ Agreements
- ▶ Staffing
- ▶ Plans
- ▶ Committees
- ▶ Financial Documentation
- ▶ Field Review
- ▶ Existing Conditions Report

Analysis and Reports

- ▶ Contract Compliance
- ▶ Agreements
- ▶ Staffing Plan
- ▶ Agency
- ▶ Existing Plans
- ▶ Committees
- ▶ Financial Assessment
- ▶ Operational Assessment
- ▶ Transition Analysis Report

Risk Assessment

- ▶ Purpose is to manage the schedule and financial risks of the transition
- ▶ Risk Assessment Workshop Early in Project
- ▶ Develop Risk Register
- ▶ Risk Assessment Report
- ▶ Maintain Risk Register

Transition Plan

- ▶ Transition Plan will incorporate information developed in data collection and analysis
- ▶ Implementation Schedule
- ▶ Next Steps for Transition
- ▶ Section 3.10 of Interlocal Governance Agreement
 - ▶ Risk Management and Self-insurance Program
- ▶ Transition Plan will be presented to:
 - ▶ CFCRC, TAC, and CAC
 - ▶ Local Funding Partner Commissions/Council
 - ▶ MetroPlan Orlando
 - ▶ Volusia River to Sea TPO

Transition Consultant Interlocal Agreement

- ▶ Similar to Agreement entered into by Seminole County, Orange County, City of Orlando and Osceola County for SunRail Transition Feasibility Consultant entered into in late 2017
- ▶ Purpose - Retain a consultant to perform the Transition Plan Scope of Services
- ▶ Seminole County is the Lead Agency
- ▶ Steering Group formed with one staff member from each of the Local Funding Partners
- ▶ Funding - \$220,000 from each Local Funding Partner

Transition Consultant Escrow Agreement

- ▶ Similar to Agreement entered into by Seminole County, Orange County, City of Orlando and Osceola County for SunRail Transition Feasibility Consultant entered into in late 2017
- ▶ Purpose - Hold funds for Transition Consultant in Escrow
- ▶ Seminole County Escrow Agent
- ▶ Invoices will be reviewed by Steering Group and paid by Seminole County

Next Steps

Task	2020				2021				2022			
	Q1	Q2	Q3	Q4	Q1	Q2	Q3	Q4	Q1	Q2	Q3	Q4
Anticipated Transition Consultant Schedule												
Transition Scope Finalized (Complete)	★											
Scope Presentation to CFCRC (May 28, 2020)		★										
Develop Interlocal Agreement (Apr - May 20)		■										
Interlocal Agreement to CFCRC (May 28, 2020)		★										
Interlocal Agreement to LFP Boards (Jun - Jul 20)			■									
Development of Procurement Package (Jun-Aug 20)			■									
Advertise Procurement (Aug 20)			★									
Procurement Process (Aug-Oct 20)			■									
Consultant NTP (Nov 20)				★								
Transition Plan (18 mths - Nov 20 - Apr 22)				■	■	■	■	■	■	■		
Transition Plan Complete (May 22)										★		
Transition Plan Presentation to CFCRC and LFP Boards (May-Jun 22)											■	

Note: This is for illustrative purposes only.

Requested Action

- ▶ Approval to move forward with placing Transition Consultant Interlocal Agreement and Escrow Agreement on the agenda's of the Local Funding Partner's Board of County/City Commission/Council



Central Florida
Commuter Rail Commission

May 28, 2020

The Honorable Kevin J. Thibault, P.E.
Florida Department of Transportation
605 Suwanee Street
Tallahassee, Florida 32399

Subject: SunRail Phase II North

Dear Secretary Thibault,

We express our appreciation to the Florida Department of Transportation (FDOT) for securing \$34 million from the Federal Highway Administration (FHWA) which was flexed to the Federal Transit Administration (FTA) for the build-out of SunRail Phase II North from DeBary to DeLand. For purposes of resolution of the DeBary-DeLand segment, the CFCRC will explore, through its consultant, whether SunRail should continue to operate in its current configuration as a 49-mile commuter rail system (Poinciana to DeBary) until such time as the partners agree upon a specific course of action relative to the remaining 12-miles of track. During this time, it is requested that FDOT would commit to putting the Phase II North DeBary to DeLand construction in abeyance and holding the \$34 million for future use on the commuter rail system for legally permissible capital purposes, including, but not limited to, construction of the DeLand extension, rolling stock and bridge improvements.

Sincerely,

Bob Dallari

Chairman of the Central FL Commuter Rail Commission, Seminole County

Cc: Mayor Buddy Dyer, Board Member of Central FL Rail Commission, City of Orlando
Mayor Jerry Demings, Board Member of the Central FL Commuter Rail Commission,
Orange County
Viviana Janer, Board Member of the Central FL Commuter Rail Commission, Osceola
County
Chairman Ed Kelley, Board Member of the Central FL Commuter Rail Commission, Volusia
County
District Five Secretary Jared Perdue, P.E., SunRail Chief Executive Officer
