

CENTRAL FLORIDA COMMUTER RAIL COMMISSION

June 27, 2022





Central Florida Commuter Rail Commission

Date: June 27, 2022
Time: 10:00 a.m.
Location: MetroPlan Orlando
250 S. Orange Ave., Suite 200
Orlando, Florida 32801

PLEASE SILENCE CELL PHONES

- I. Call to Order and Pledge of Allegiance**
- II. Announcements/ Recognition**
- III. Confirmation of Quorum**
- IV. Approvals**
 - Adoption of May 5, 2020, CFCRC Board Meeting Minutes
- V. Public Comments**
 - *Nadia will read into the record any comments received prior to the start of the meeting.*
 - *Those joining in person will be permitted to approach the podium in the MetroPlan board room and speak for up to 3 minutes.*
- VI. Reports**
 - A. SunRail Customer Advisory Committee (CAC) Update – James Grzesik, Chair
 - B. SunRail Technical Advisory Committee (TAC) Update – Tawny Olore, Chair
 - C. Agency Update -SunRail Chief Operating officer – Charles M. Heffinger Jr., P.E.
 - D. Connectivity
 - i. LYNX Update – Bruce Detweiler
 - ii. Votran Update –Ralf Heseler
- VII. Other Business**
 - A. Expanded SunRail service and opportunity for Infrastructure funding Update
 - B. Next Meeting scheduled for August 4, 2022



Central Florida Commuter Rail Commission

VIII. Board Member Comments

IX. Adjournment

After meeting adjourns, Board Members will go into work session to discuss SunRail Transition. The work session will be held in the MetroPlan board room.

Public participation is solicited without regard to race, color, national origin, age, sex, religion, disability, or family status. Persons who require accommodations under the Americans with Disabilities Act or persons who require translation services (free of charge) should contact Mr. Roger Masten, FDOT/SunRail Title VI Coordinator, 801 SunRail Drive, Sanford, FL 32771, or by phone at 321-257-7161, or by email at roger.masten@dot.state.fl.us at least three business days prior to the event.



Central Florida Commuter Rail Commission

Date: June 27, 2022
Time: Immediately following the CFCRC Board Meeting
Location: MetroPlan Orlando
250 S. Orange Ave., Suite 200
Orlando, Florida 32801

PLEASE SILENCE CELL PHONES

- I. Workshop introductions – Mayor Dyer, CFCRC Chairman
 - A. Transition of SunRail Update - WSP

Central Florida Commuter Rail Commission Meeting

May 5, 2022

10:00 a.m.

LYNX Admin. Building

455 North Garland Ave

Orlando, Florida 32801

Attendees: Chair Orlando Mayor Buddy Dyer, Vice Chair Osceola County Commissioner Viviana Janer, Secretary Volusia County Councilman Jeff Brower, Board Member Orange County Mayor Jerry Demings, Board Member Seminole County Commissioner Bob Dallari

Minutes

| | |
|---|--------------------------|
| Meeting was called to order by Chairman Dyer at 10:00 a.m. | |
| Pledge of Allegiance and Confirmation of Quorum | |
| Commission Chair's Announcements | Chairman Dyer |
| <ul style="list-style-type: none">Mayor Dyer introduced John Taylor as the new Secretary for FDOT District 5. | |
| Approvals | Chairman Dyer |
| <ul style="list-style-type: none">Adoption of the meeting minutes from February 3, 2022. Motion to adopt minutes passed unanimously. | |
| Public Comments: | |
| <ul style="list-style-type: none">Paulette Waugh informed the audience about the upcoming Vision 2022 Conference that will take place the 1st week of August with an anticipated attendance of 20K people. She wants to bring awareness about the financial impact this and future conferences will bring to the region. She will be attending future SunRail meetings to provide feedback to the community about what is happening. She also mentioned that she had some concerns with LYNX but did not expand on the details of it at this time.<ul style="list-style-type: none">Mayor Demings noted that several issues were raised with the LYNX Board. Jim Harrison, LYNX Executive Director and CEO, is aware and working to address the issues.Jonathan Aman stated that as a boy, his father would drive the family to Orlando every few years to visit the theme parks. I-95 back then was less congested from North Carolina to FL and the costs of renting a car and lodging were much less. He is now an Orange County resident, and he considers the burden has increased exponentially for a family visiting from abroad incurring the high costs of transportation, travel expenses, and difficulties of navigating around locally. He noted that driving locally, even with navigation assistance, can be difficult and tolls are expensive as well. He does not see an easy location for a future SunRail station that would entice visitors to explore the City of Orlando (Orange County and surrounding areas). He believes that future SunRail routes must be effective for the residents to use the service and take people where they need to go. Transit oriented development rests upon the counties, towns, and developers. He believes that SunRail's benefits have not been completely realized yet. | |
| Agenda Item: Reports – Customer Advisory Committee (CAC) | Presenter: James Grzesik |
| <ul style="list-style-type: none">Mr. Grzesik provided a review of the CAC meeting which was held virtually on March 31st. Updates were provided for SunRail, LYNX, Votran, and the Transition Analysis. He believes there were no public comments since the meeting was held virtually but hopes things will return to in-person meetings with the opportunity for more public comments in the very near future.<ul style="list-style-type: none">There were discussions during the meeting about the SunRail expansion with a lot of interest in nights and weekend service, the Phase 2 North DeLand expansion, and the new fare collection system. Mr. Heffinger will be presenting slides regarding the new fare collection system during the next meeting.The cleanliness of the platform was also discussed. | |

- Mr. Grzesik stated that there is a possibility of looking at alternate times to hold the CAC meeting, however, since they are virtual right now, no formal action could be voted on at this time.
- The next CAC meeting will be held in July.

Agenda Item: Reports – Technical Advisory Committee (TAC)

Presenter: Tawny Olore

- Ms. Olore stated that the TAC met virtually on April 13th. There were no public comments.
- FDOT provided their updated report on the operations and there were extensive discussions about marketing outreach. They also provided updates on ridership, capital projects including an update on Phase 2 North and the new fare collection system, and budget.
- LYNX and Votran also provided updates on the feeder bus system.
- The SunRail Transition Consultant presented a detailed update on the transition status, including the operating contracts, staffing, different governance options for consideration, committee recommendations, financial and operations assessment status. They spoke about the state of good repair and the improvements on the railroad are all deemed to be in very good condition.

Agenda Item: Reports – Agency Update

Presenter: Charles M. Heffinger

- Mr. John Tyler, new Secretary for FDOT District 5, informed the audience that he had guidance and feedback from Secretary Purdue, who is still very much engaged in SunRail even after taking on a new role within the Department. He pointed out that the Assistant Secretary for Strategic Development, Brad Thoburn was in the audience. He would be part of the conversation about the workshop later during the meeting. He also wanted to point out 3 main priorities he will have as he moves into his new role:
 - Completion of the expansion to DeLand
 - Completing and guiding the Commission through the transition process to the locals
 - Facilitate the communication and collaboration among the five partners that make up the Commission
 - They want to be available when they are needed and have the opportunity to have dialogues about what is important to the local funding partners.
- Orlando Magic Train-To-Game
 - The fans rode SunRail for free to and from the game. They are already planning for it next year as well. The later southbound train was funded by the Orlando Magic and game nights are one of the top ridership days.
- Spring Break Success
 - There were 7,742 riders on March 18th during the Winter Park Art Festival. It was the highest ridership reported since February 2020. The later southbound train provided service all week. There was a total of 28,585 riders for the week leading to a 49% increase in ridership over the prior week.
 - Last year, the ridership was about 40K to 50K per month. This year, ridership has increased 40% over last year. The goal was 25%.
- Group Rides
 - They had a group ride of 140 people. The group rides make it easier since each rider does not have to tap on and off. The group gets one sheet and are able to tap on and off only once.
- Fare Collection System Status
 - The new fare collection contractor is doing very well. The agreement was executed on October 19, 2021. The new system is expected to go live during the first to second quarter of 2023. A smooth transition is expected.
- DeLand Phase 2 North
 - The bids were opened. The award was protested but it was resolved. The pre-construction conference will be held on May 10th. A ground-breaking ceremony will be planned; however, all the logistics are still in the works. A formal announcement will be made at a later date.
- Safety is for Everyone Campaign
 - The Operation Lifesaver grant for safety awareness was awarded to SunRail last fall.
 - The safety campaign focuses on safety education for the visually and hearing impaired, and those with learning disabilities. They will also be concentrating on the younger riders. The campaign consists of both onboard and in-classroom safety presentations with specialized digital assets and giveaways.
- On-Time Performance Average (January 2022 – March 2022)
 - Goal 95%; Actual 96.4%, Contract 99%
 - The trains were on time 50 days during 63 operating days and ran 2,520 trains.
- PTC Success

| |
|---|
| <ul style="list-style-type: none"> ○ SunRail 99.9% (14 weeks); CSX 99.7%; AMTRAK 99.3% • Boardings by Stations <ul style="list-style-type: none"> ○ Riders are coming from the outskirts into Winter Park and Downtown Orlando. Winter Park and LYNX Stations continue to have the highest numbers, followed by Kissimmee, Poinciana, and DeBary. • IOS and Southern Expansion Parking <ul style="list-style-type: none"> ○ With ridership still not rebounding to pre-COVID numbers, parking is not at its maximum capacity. Kissimmee always shows higher numbers since it includes both the surface parking lot at the Amtrak Station as well as the public parking garage across the tracks from the SunRail station. • Revenue Incidents by City <ul style="list-style-type: none"> ○ There was a total of 6 incidents that occurred. Approximately 17 grade crossings are being upgraded with application of striping, reflective pavement markings, and flexible delineators to help minimize ongoing issues and make the grade crossings safer. • Operating Budget <ul style="list-style-type: none"> ○ CSX revenue source has increased. They are running more and longer trains, in part due to the shortage of CDL drivers. • Mayor Dyer inquired about the status of the discussion during the last CFCRC meeting about possibly increasing the number of Board meetings. <ul style="list-style-type: none"> ○ Mr. Heffinger responded that they have been very proactive in regard to year 2023. They are working towards scheduling more meetings and asking Board members to be more flexible with their schedules to accommodate additional meetings. ○ Commissioner Dallari made a commitment to speak to his staff to reach out to Mr. Heffinger and open his calendar to allow more availability. |
|---|

Agenda Item: Connectivity: LYNX Update

Presenter: Bruce Detweiler

- Ridership was down 21% during FY21 compared to FY20. This was mainly due to the COVID-19 pandemic and the shutdowns that resulted from it.
- Ridership was down 34% during March 2021 from March 2020.
- There has been an 18% increase in ridership in FY22 compared to FY21.
- Ridership increased 26% during March 2022 from March 2021. These numbers are as a result of the things starting to recover from the pandemic.
- The highest ridership stations continue to be Advent Health, Winter Park, Sanford, and Sand Lake.
- Ridership is also increasing for the feeder bus routes. This is also in line with the system-wide increase in ridership.

Agenda Item: Connectivity: Votran Update

Presenter: Kelvin Miller

- Kelvin Miller, General Manager for Votran, noted that they recently had around 4,000 riders, which equates to about an 8% increase during FY22 over FY21.
- There is an average of 31 daily riders.
- Tuesdays and Wednesdays have the highest ridership numbers.
- Mayor Dyer asked why Tuesdays and Wednesdays had the highest ridership.
 - Mr. Miller responded that those were the busiest workdays.

Agenda Item: Board Member Comments

- Mr. Jeff Bower of Volusia County, wanted to state his position clear. He explained that when he joined the Commission last year, his intent was to be a good partner. He has made the decision with the County Manager and staff to move forward with the Phase 2 North extension. His concern was that the only way that their agreement allows them to pay for increased costs, is that each of the five partners collaborate together, according to how much track they have and what the ridership is. They approved the north extension for an amount, and that amount has skyrocketed due to rising costs. He believes this has been an ongoing situation of the history of SunRail, with costs continuing to rise and ridership goals not being met. He described this as a recipe for disaster and they have to do something about it. Understanding Mayor Demings had no ill intent in sending the letter, and he is doing what he can to get funding and improve the system and increase ridership. He noted that originally, they all came to an agreement ten years ago, for SunRail to be a commuter rail system with limited hours of operation and now they are conversing about a completely different system. Considering that they are not a homogeneous rail system, since each partner has a different number of constituents with

different needs and abilities to pay for the operating cost. Understanding that since they are changing the system from its original plan, they need written consent from all five partners. He mentioned that before they talk about a completely new rail system, they need to discuss two important items that Volusia County is concerned about which are:

- The ticketing system: the cost of printing the tickets should not be more than the cost of the sale it represents.
 - The transition: who will do it and what will be the cost?
- Mayor Dyer stated that a lot of information would be conveyed during the workshop that would address Mr. Brower's concerns. He explained that they are not as far along in the discussions related to the expansion as it might appear. The conversations with Brightline about an extension from the Orlando International Airport (OIA) to Tampa was a catalyst for discussing whether there was an opportunity to expand SunRail. Taking SunRail to the airport has always been considered. He understands that expanding was not within the context of the original agreements, and they need a consensus for anything they do differently moving forward.
 - He explained that the majority of meetings held since November were discussing which routes would be more appropriate. Community consensus favored the route to the Convention Center and Disney rather than the route along SR 417. Having more frequent service would make more sense for that route, considering the amount of people that would benefit from it. Capital and Operations will need to be discussed and how they would be able to fund it. However, nothing has been made official or decided yet. It has taken 32 years to get the system to where it is now. Nothing will happen overnight, and everyone will be included in the decision-making process.
 - Mayor Dyer suggested that they get a working group together, so that everyone is at the table going forward.
- Mr. Bower stated that this answers his concern and that he is happy to see Brightline and the I-4 corridor involved. He made clear that he is not opposed to the plans, but he would like to be included in all future discussions.
- Mayor Demings understands Volusia's position. He quoted Martin Luther King, Jr. saying "Whatever Affects One Directly, Affects All Indirectly", summarizing the points that Mr. Bower is making. The Board of County Commissioners at Orange County, by a majority of votes, has approved advancing the transportation service tax to the ballot in November this year. He believes it has a good probability of passing due to the efforts they have put into community engagement, making them understand that the funding will be transformative for their transportation system. He also believes they should be transparent and have good communication. There has been discussion between private sector partners and public sector potential partners, and as it relates to the commuter rail system, they have been going on record with a summation with what has been discussed. He agrees that in order to improve ridership and service to all the communities, it will require collaboration across the region to be effective. As ridership improves, there will also be more costs. Depending on where the ridership improves, it will impact the proportional share of some partners over others. He expressed excitement about the prospect of Orange County having a dedicated funding source and creating multi-mobile options for the residents.
- Commissioner Dallari agrees that they need additional meetings, and he will be present along with his staff. He received information of what will be discussed during the workshop. He has additional questions that he will bring up with the Transition Consultant. There are questions he considers they should be talking about as a Board, and he also expressed the need for information to be delivered in a timelier fashion. In regard to the Volusia County letter, he will bring it to his Board during their meeting on Tuesday, and he appreciates Mayor Demings copying the partners in future correspondence. He noted that when they originally signed into SunRail, the county's original commitment was six to seven million dollars annually. He would like to know why that got increased by seven million dollars annually. He is not prepared to make any decisions until he understands where those dollars went, and he will be asking those questions to the transition team. He mentioned the importance about being mindful when talking to the press, so that information is not misconstrued.

Agenda Item: Action Items

- No action items were raised.

Next Meeting: June 27, 2022

Adjournment: Meeting adjourned at 11:20 a.m.

PLEDGE OF ALLEGIANCE (Please Stand)

**I pledge allegiance to
the Flag of the United
States of America, and
to the Republic for
which it stands, one
Nation under God,
indivisible, with liberty
and justice for all.**





TITLE VI

This meeting, project, or study is being conducted without regard to race, color, national origin, age, sex, religion, disability or family status. Persons wishing to express their concerns relative to FDOT compliance with Title VI may do so by contacting:

ROGER MASTEN

SunRail Title VI Coordinator

801 SunRail Drive

Sanford, Florida 32771

Roger.Masten@dot.state.fl.us

JACQUELINE PARAMORE

State Title VI Coordinator

605 Suwannee Street, Mail Station 65

Tallahassee, Florida 32399

WELCOME





APPROVAL

ADOPTION OF May 5, 2022
MEETING MINUTES

PUBLIC COMMENTS



REPORTS

A. CUSTOMER ADVISORY COMMITTEE

James Grzesik, Chair

B. TECHNICAL ADVISORY COMMITTEE

Tawny Olore, P.E., Chair

C. AGENCY UPDATE

Charles M. Heffinger, Jr., P.E.

D. CONNECTIVITY

LYNX Update – Bruce Detweiler

Votran Update – Kevin Miller



CHAIR'S REPORT

JAMES GRZESIK





CHAIR'S REPORT

TAWNY OLORE, P.E.

AGENCY UPDATE

CHARLES M. HEFFINGER, JR., P.E.





CHOO-CHOO TO THE ZOO

- Partnership with Central Florida Zoo
- Free trolley service from Sanford Station to and from the Zoo, June 6 – July 29
- Themed trolley graphics
- Earned coverage on all local TV networks & several blogs and publications
- Continued outreach throughout the summer





NORTHERN EXPANSION

- Groundbreaking plans in progress
- Discussing transportation to downtown DeLand
- Logo unveiling in July on SunRail.com and to community partners
- First contract day: June 13





ALL ABOARD THE FOODIE TOUR


- Enticing riders to keep it local and try something new
- Highlighting eight stations to showcase restaurants within walking distance
- Social media campaign in July
- Short video format for best engagement






COMMUTER CAMPAIGN

- Joint effort with downtown partners
- Highlight SunRail's value, in view of gas prices
- Eblast, website banners, social media, commuter rider stories, blog posts
- Billboard support along I-4 corridor coming soon



IT'S TIME TO TRAIN YOUR COMMUTE



Train time means saving money on gas, avoiding traffic, catching up on emails, or even meeting new friends.

Did you know we offer fare discounts for weekly, monthly, and annual passes?

Find out more at SunRail.com



SIMPLY IOA CORPORATE 5K PARTNERSHIP

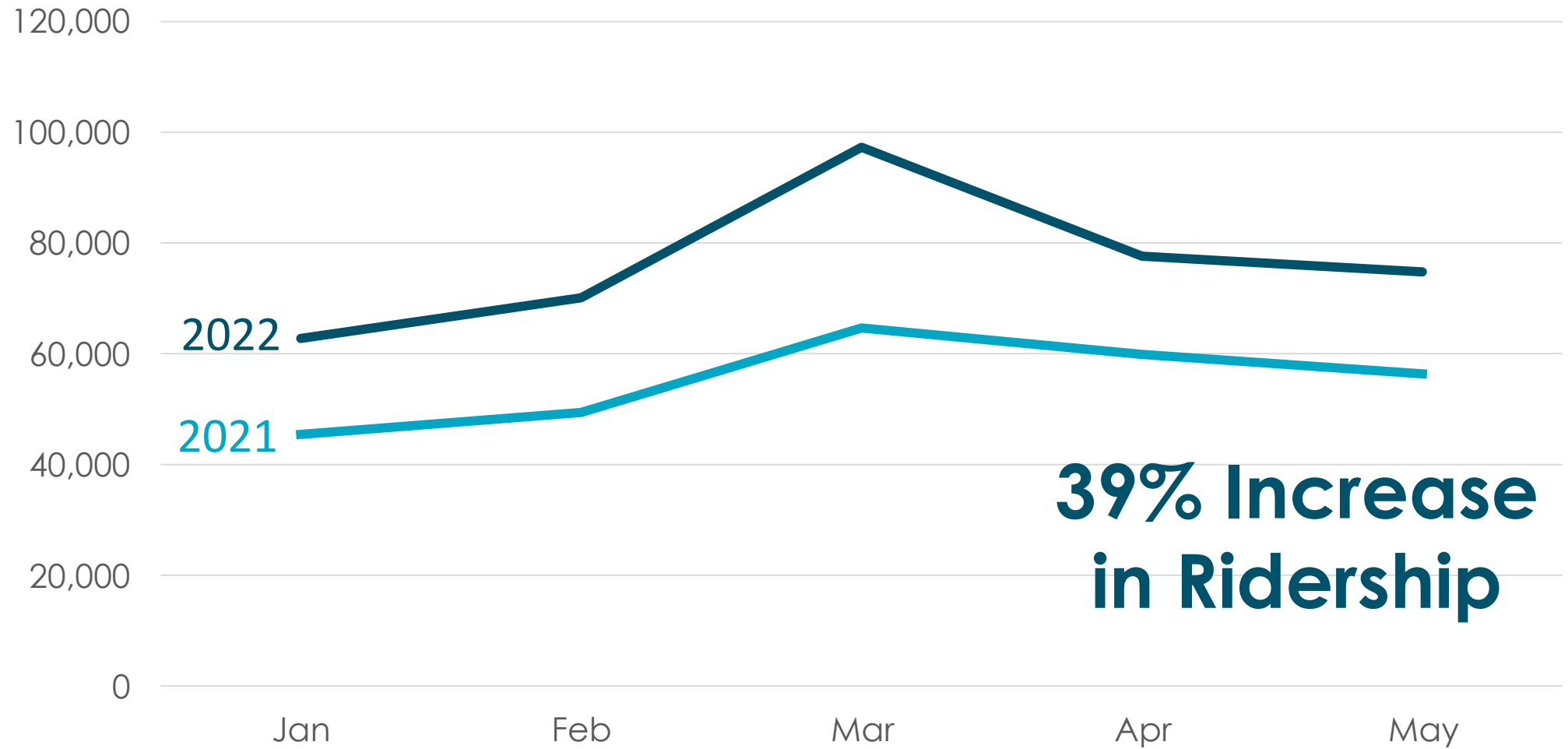
- Highest ridership day in April!
- Bringing back commuters
- Offered free rides to and from Church Street Station for the race at Lake Eola on April 21
- Partnership with Track Shack and ReThink Your Commute



INCREASE IN RIDERSHIP



TOTAL MONTHLY RIDERS
January – May



ABOVE AVERAGE

- On-Time 50 Days
- 63 Operating Days
- Ran 2,520 Trains



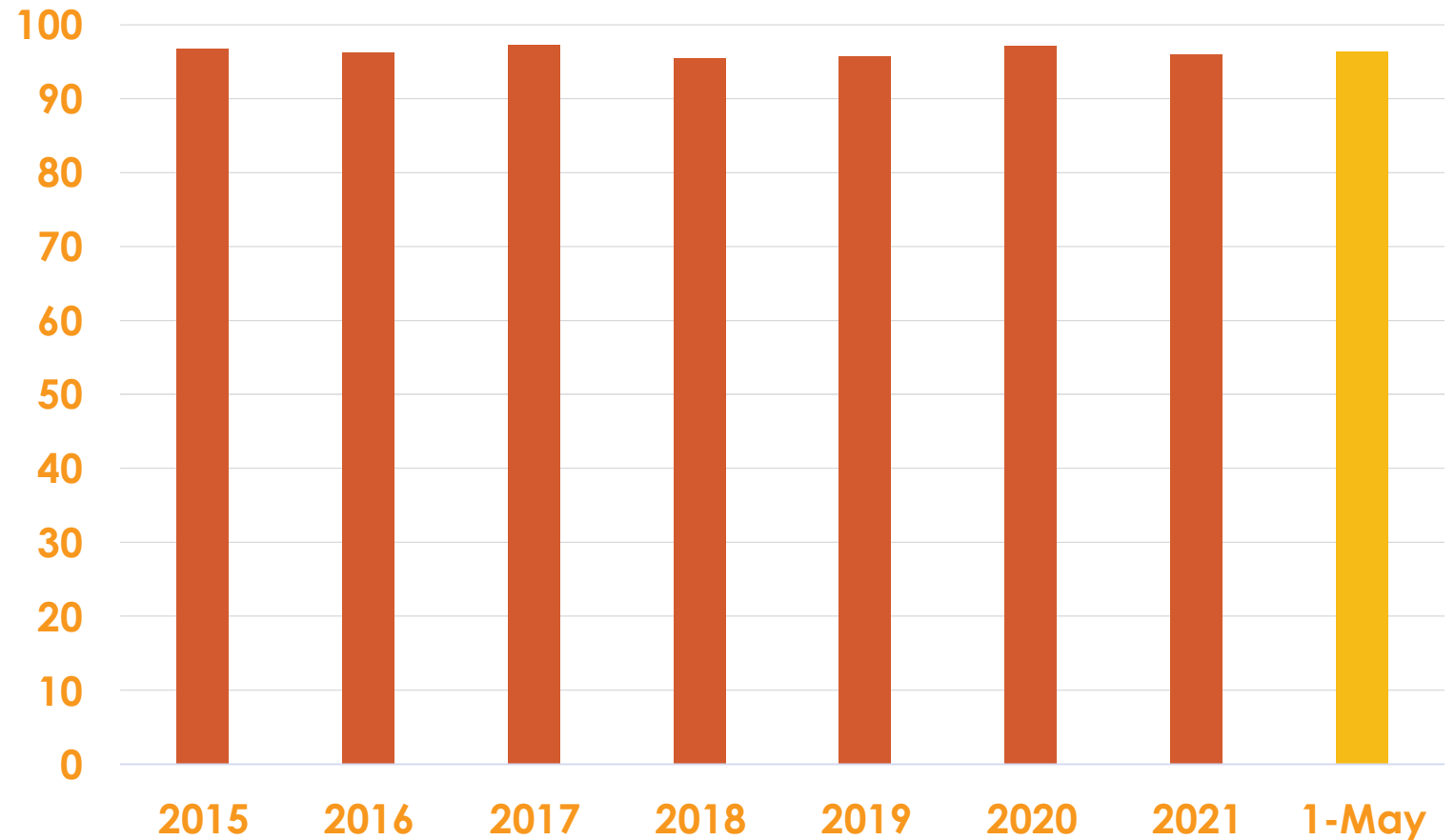
ON-TIME PERFORMANCE AVERAGE

April 2022 – May 2022

Goal = 95%

Actual = 97.3%

Contract = 99.23%

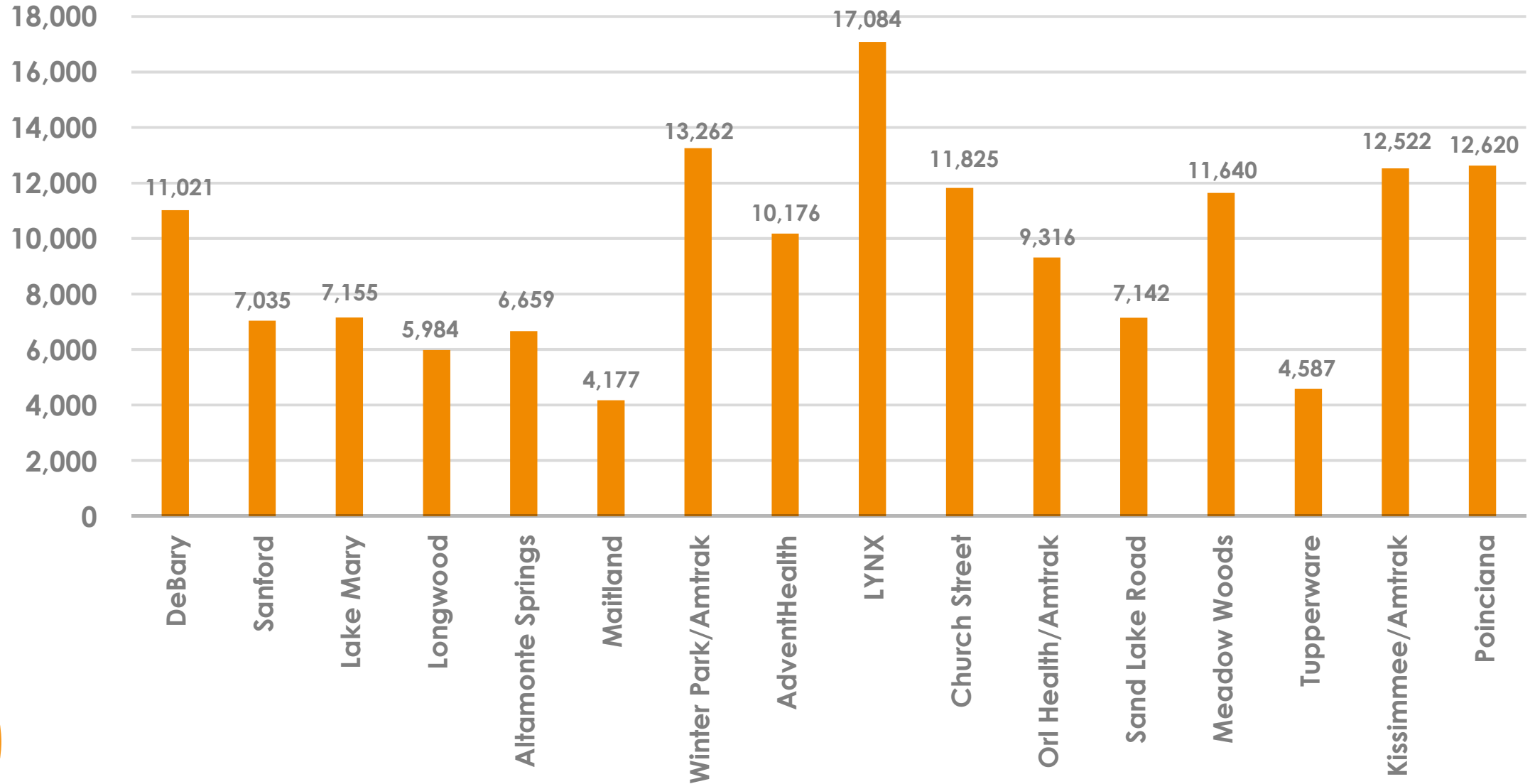


From inception and current month.

BOARDINGS BY STATION



Ridership April – May 2022



THANK YOU





LYNX CONNECTIVITY

| LYNX Fixed-Route Average Daily Boardings & Alightings by SunRail Station Area | | | | | | | | | | | | | |
|---|------------------|--------------|--------------|--------------|--------------|--------------|--------------|--------------|------------|--------------|--------------|--------------|----------------------|
| SUNRAIL STATION | Fiscal Year 2021 | | | | | | | | | | | | ANNUAL DAILY AVERAGE |
| | Oct | Nov | Dec | Jan | Feb | Mar | Apr | May | Jun | Jul | Aug | Sep | |
| Days of Operation | 22 | 19 | 22 | 19 | 20 | 23 | 22 | 20 | 22 | 22 | 22 | 23 | 256 |
| Sanford | 112 | 279 | 266 | 219 | 211 | 228 | 146 | 271 | 256 | 196 | 173 | 222 | 215 |
| Lake Mary | 42 | 49 | 56 | 49 | 51 | 57 | 74 | 64 | 51 | 51 | 60 | 65 | 56 |
| Longwood | 39 | 57 | 50 | 65 | 62 | 66 | 69 | 66 | 40 | 51 | 51 | 53 | 56 |
| Altamonte Springs | 40 | 101 | 80 | 112 | 30 | 55 | 13 | 38 | 37 | 81 | 111 | 108 | 67 |
| Maitland | 15 | 12 | 14 | 12 | 11 | 10 | 15 | 14 | 12 | 10 | 15 | 10 | 13 |
| Winter Park | 201 | 227 | 255 | 236 | 234 | 241 | 227 | 226 | 168 | 216 | 227 | 217 | 223 |
| AdventHealth | 246 | 255 | 248 | 245 | 265 | 260 | 280 | 210 | 261 | 181 | 282 | 275 | 251 |
| LYNX Central Station | | | | | | | | | | | | | - |
| Church Street Station | | | | | | | | | | | | | - |
| Orlando Health/Amtrak | 17 | 20 | 20 | 12 | 13 | 17 | 18 | 17 | 21 | 18 | 17 | 18 | 17 |
| Sand Lake Road | 71 | 87 | 73 | 79 | 82 | 112 | 91 | 111 | 84 | 148 | 151 | 146 | 103 |
| Meadow Woods | 77 | 80 | 76 | 80 | 55 | 65 | 71 | 85 | 38 | 53 | 49 | 96 | 69 |
| Tupperware | 7 | 11 | 11 | 10 | 10 | 12 | 8 | 10 | 6 | 12 | 10 | 12 | 10 |
| Kissimmee Intermodal | | | | | | | | | | | | | - |
| Poinciana | 4 | 4 | 3 | 3 | 5 | 4 | 5 | 5 | 2 | 5 | 4 | 6 | 4 |
| Total - All Stations | 871 | 1,182 | 1,152 | 1,177 | 1,029 | 1,127 | 1,017 | 1,117 | 976 | 1,022 | 1,150 | 1,228 | 1,083 |
| Percent change from FY 20 to FY 21 | 54% | -32% | -19% | -30% | -45% | -34% | 733.6% | 35% | 10% | 5% | -21% | -7% | -27% |

N/A – Ridership was not collected due to bus not having Automatic Passenger Counter (APC); as of August 2020 all LYNX vehicles are equipped with APC's.

*Due to COVID-19, Orange & Osceola Counties instituted a stay-at-home order on March 26 and bus service was reduced on March 30, 2020. This caused a drop in ridership.

**Bus service was re-instated on May 11, 2020.

**Bus service was not provided to this station during the reduced schedule that took place on March 30 and ended on May 9, 2020.





LYNX CONNECTIVITY

| LYNX Fixed-Route Average Daily Boardings & Alightings by SunRail Station Area | | | | | | | | | | | | | |
|---|------------------|--------------|--------------|--------------|--------------|--------------|--------------|--------------|-----|-----|-----|-----|----------------------|
| SUNRAIL STATION | Fiscal Year 2022 | | | | | | | | | | | | ANNUAL DAILY AVERAGE |
| | Oct | Nov | Dec | Jan | Feb | Mar | Apr | May | Jun | Jul | Aug | Sep | |
| <i>Days of Operation</i> | <i>21</i> | <i>21</i> | <i>23</i> | <i>21</i> | <i>20</i> | <i>23</i> | <i>21</i> | <i>21</i> | | | | | 171 |
| Sanford | 233 | 237 | 258 | 225 | 259 | 246 | 289 | 261 | | | | | 251 |
| Lake Mary | 61 | 59 | 63 | 64 | 63 | 70 | 59 | 71 | | | | | 64 |
| Longwood | 60 | 63 | 58 | 53 | 53 | 61 | 65 | 61 | | | | | 59 |
| Altamonte Springs | 108 | 100 | 92 | 103 | 109 | 123 | 105 | 132 | | | | | 109 |
| Maitland | 12 | 13 | 14 | 15 | 13 | 19 | 21 | 17 | | | | | 16 |
| Winter Park | 233 | 236 | 260 | 231 | 240 | 256 | 225 | 234 | | | | | 239 |
| AdventHealth | 285 | 270 | 288 | 243 | 286 | 313 | 324 | 347 | | | | | 295 |
| LYNX Central Station | | | | | | | | | | | | | - |
| Church Street Station | | | | | | | | | | | | | - |
| Orlando Health/Amtrak | 24 | 19 | 25 | 25 | 23 | 24 | 25 | 28 | | | | | 24 |
| Sand Lake Road | 157 | 181 | 167 | 150 | 162 | 183 | 192 | 183 | | | | | 172 |
| Meadow Woods | 92 | 86 | 81 | 49 | 104 | 100 | 99 | 110 | | | | | 90 |
| Tupperware | 12 | 14 | 12 | 17 | 16 | 17 | 14 | 16 | | | | | 15 |
| Kissimmee Intermodal | | | | | | | | | | | | | - |
| Polkiana | 6 | 4 | 4 | 6 | 5 | 8 | 5 | 6 | | | | | 6 |
| Total - All Stations | 1,283 | 1,282 | 1,322 | 1,181 | 1,333 | 1,420 | 1,423 | 1,466 | - | - | - | - | 1,339 |
| Percent change from FY 21 to FY 22 | 47% | 8% | 15% | 5% | 30% | 26% | 40% | 31% | | | | | 24% |

N/A – Ridership was not collected due to bus not having Automatic Passenger Counter (APC); as of August 2020 all LYNX vehicles are equipped with APC's.

*Due to COVID-19, Orange & Osceola Counties instituted a stay-at-home order on March 26 and bus service was reduced on March 30, 2020. This caused a drop in ridership.

**Bus service was re-instated on May 11, 2020.

**Bus service was not provided to this station during the reduced schedule that took place on March 30 and ended on May 9, 2020.





LYNX CONNECTIVITY

LYNX Feeder Bus Route Analysis (Phase II Routes)

| LINK | May | | Change | % Change |
|------|--------|--------|--------|----------|
| | FY21 | FY22 | | |
| 18 | 15,052 | 18,554 | 3,502 | 23% |
| 418 | 3,607 | 5,193 | 1,586 | 44% |
| 155 | 446 | 821 | 375 | 84% |
| 306 | 1,344 | 1,849 | 505 | 38% |
| 604 | 125 | 179 | 54 | 43% |
| 631* | 398 | N/A | N/A | N/A |
| 632* | 175 | N/A | N/A | N/A |
| 709 | 802 | 1,174 | 372 | 46% |
| 831* | N/A | 495 | (78) | -14% |



VOTRAN CONNECTIVITY

April – May 2022

| Activity at DeBary Station | Fiscal year 2020 | | | | | | | | | | | | Annual Daily Average |
|----------------------------|------------------|--------|--------|--------|--------|--------|--------|--------|--------|--------|--------|--------|----------------------|
| | Oct-19 | Nov-19 | Dec-19 | Jan-20 | Feb-20 | Mar-20 | Apr-20 | May-20 | Jun-20 | Jul-20 | Aug-20 | Sep-20 | |
| Days of Operation | 23 | 20 | 21 | 22 | 20 | 22 | 22 | 20 | 22 | 23 | 21 | 21 | 257 |
| Total Monthly Ridership | 1,493 | 964 | 1,563 | 1,389 | 1,036 | 889 | 115 | 135 | 926 | 892 | 851 | 889 | 11,142 |
| Avg Daily Ridership | 65 | 48 | 74 | 63 | 52 | 40 | 5 | 7 | 42 | 39 | 41 | 42 | 43 |
| Activity at DeBary Station | Fiscal year 2021 | | | | | | | | | | | | Annual Daily Average |
| | Oct-20 | Nov-20 | Dec-20 | Jan-21 | Feb-21 | Mar-21 | Apr-21 | May-21 | Jun-21 | Jul-21 | Aug-21 | Sep-21 | |
| Days of Operation | 22 | 20 | 22 | 20 | 20 | 20 | 22 | 20 | 22 | 22 | 22 | | 232 |
| Total Monthly Ridership | 827 | 616 | 664 | 478 | 561 | 542 | 753 | 788 | 800 | 1,049 | 1,120 | 896 | 9,094 |
| Avg Daily Ridership | 38 | 31 | 30 | 24 | 28 | 27 | 34 | 39 | 36 | 48 | 51 | 43 | 36 |
| Activity at DeBary Station | Fiscal year 2022 | | | | | | | | | | | | Annual Daily Average |
| | Oct-21 | Nov-21 | Dec-21 | Jan-22 | Feb-22 | Mar-22 | Apr-22 | May-22 | Jun-22 | Jul-22 | Aug-22 | Sep-22 | |
| Days of Operation | 21 | 21 | 23 | 21 | 20 | 23 | 21 | 21 | | | | | 171 |
| Total Monthly Ridership | 670 | 684 | 709 | 678 | 570 | 694 | 583 | 585 | | | | | 5,173 |
| Avg Daily Ridership | 32 | 33 | 31 | 32 | 29 | 30 | 28 | 28 | | | | | 30 |

NOTES:

April and May of 2020 ridership decreased due to COVID-19, May 2020 ridership was not accurately counted due to fare suspension.
YTD: 1.07% decrease from same period last year for total monthly ridership





ACTION ITEMS

THANK YOU



NEXT MEETING:

August 4, 2022

10:00 AM

LYNX

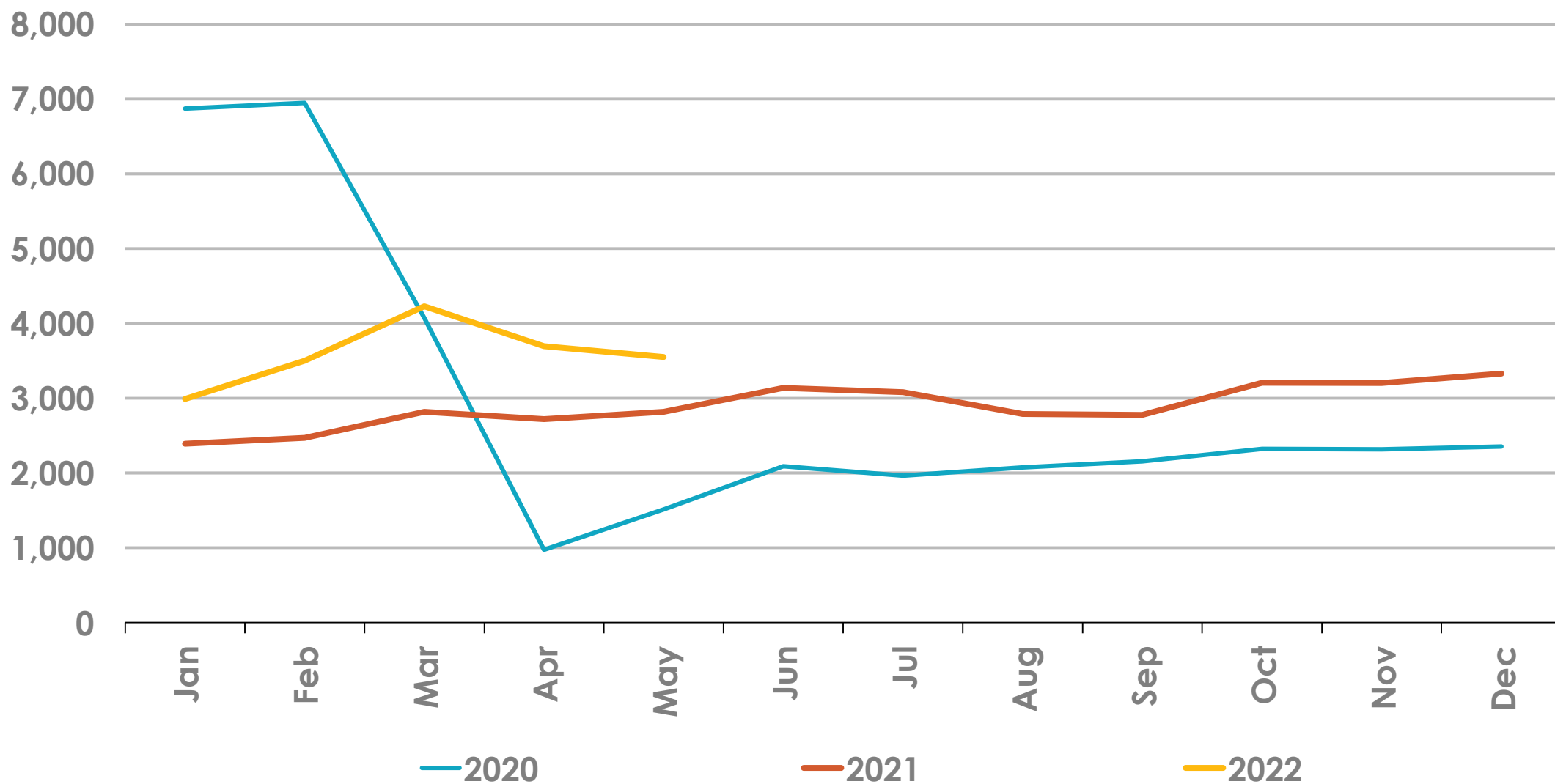


SUPPORTING CHARTS AND DATA



AVERAGE DAILY RIDERSHIP

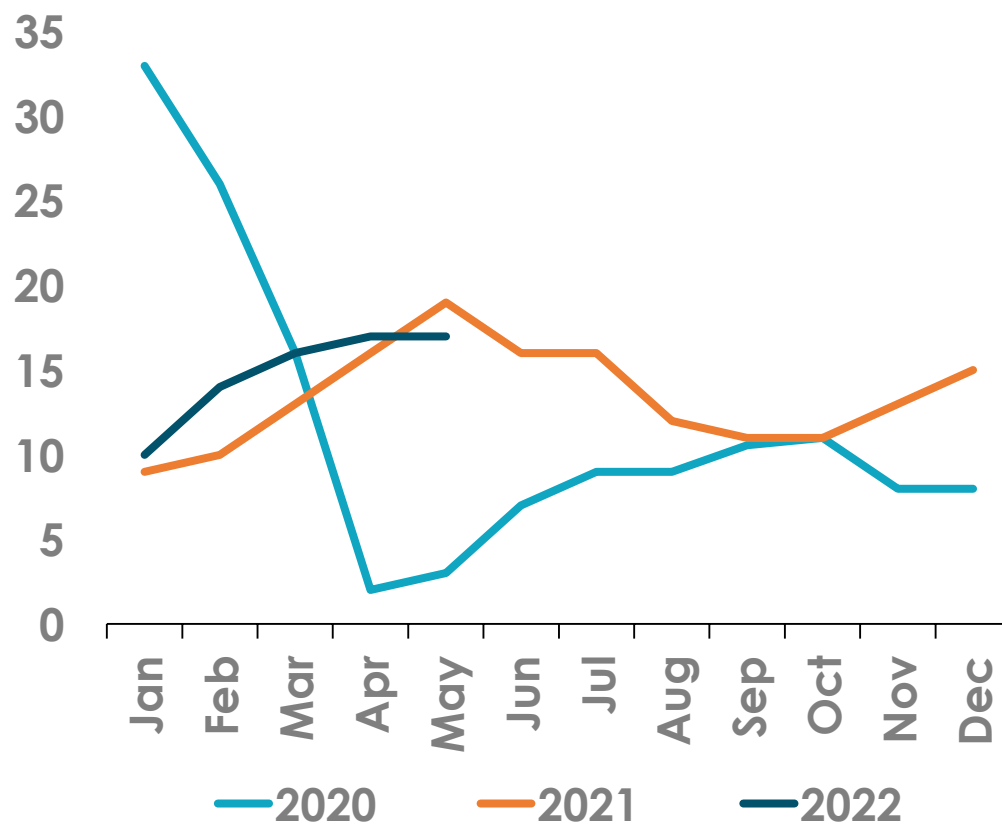
April – 3,696 | May – 3,552





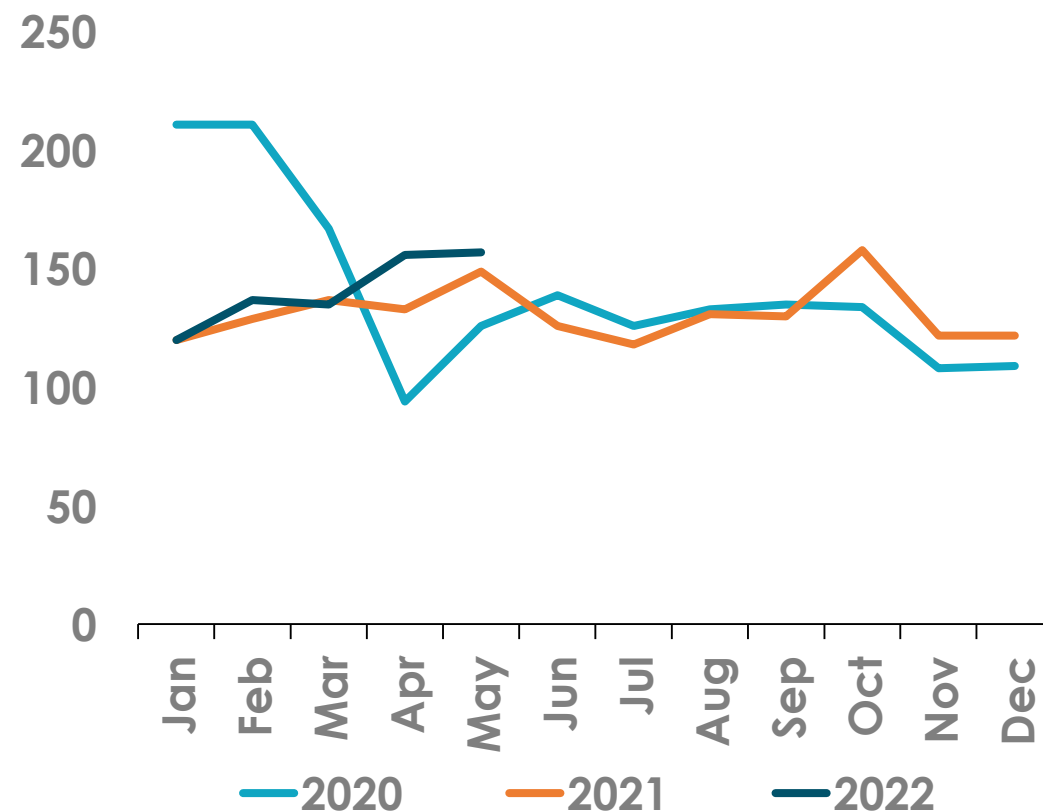
ADA

April - May Average: 17



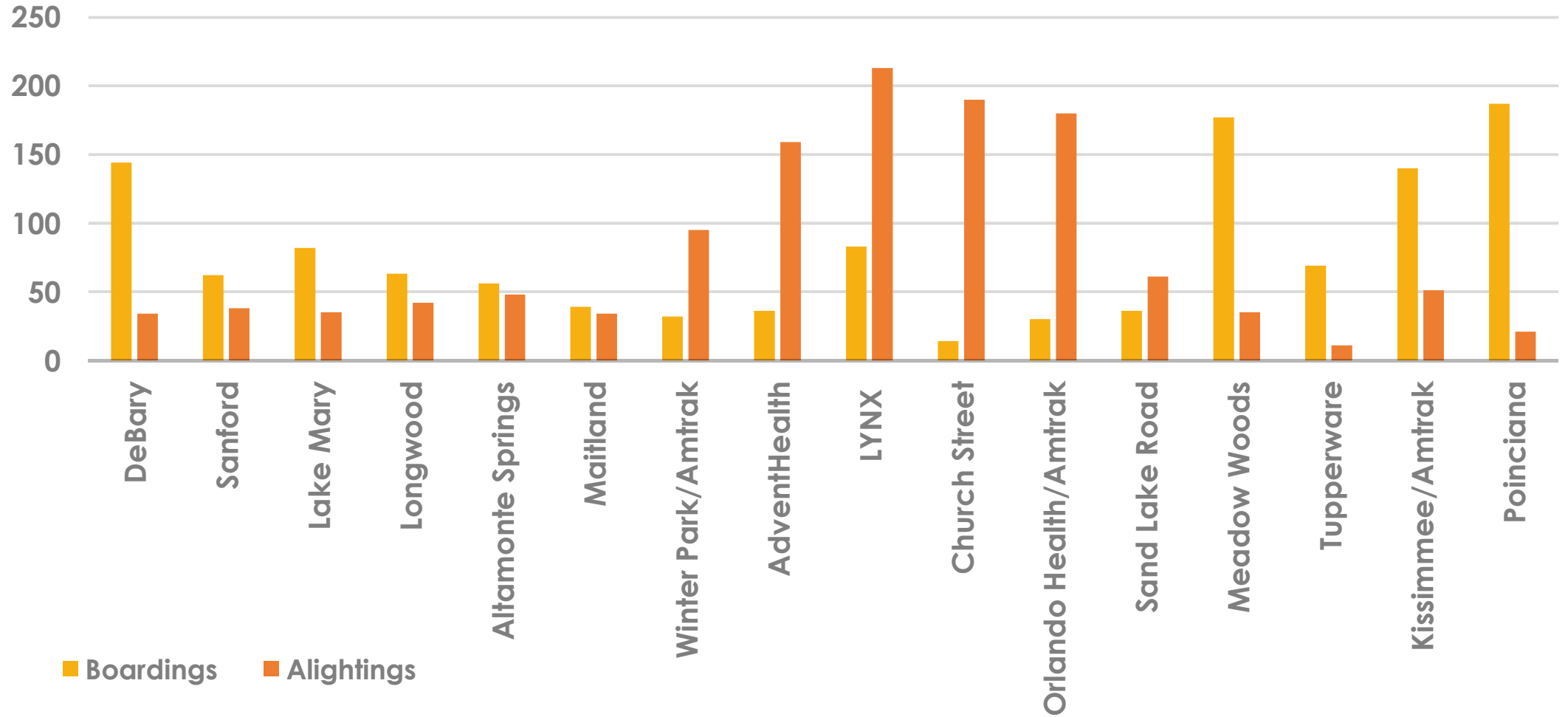
BICYCLE

April - May Average: 157



BOARDINGS & ALIGHTINGS

AM PEAK
5:45 AM – 8:45 AM (NB from Poinciana)
April – May 2022



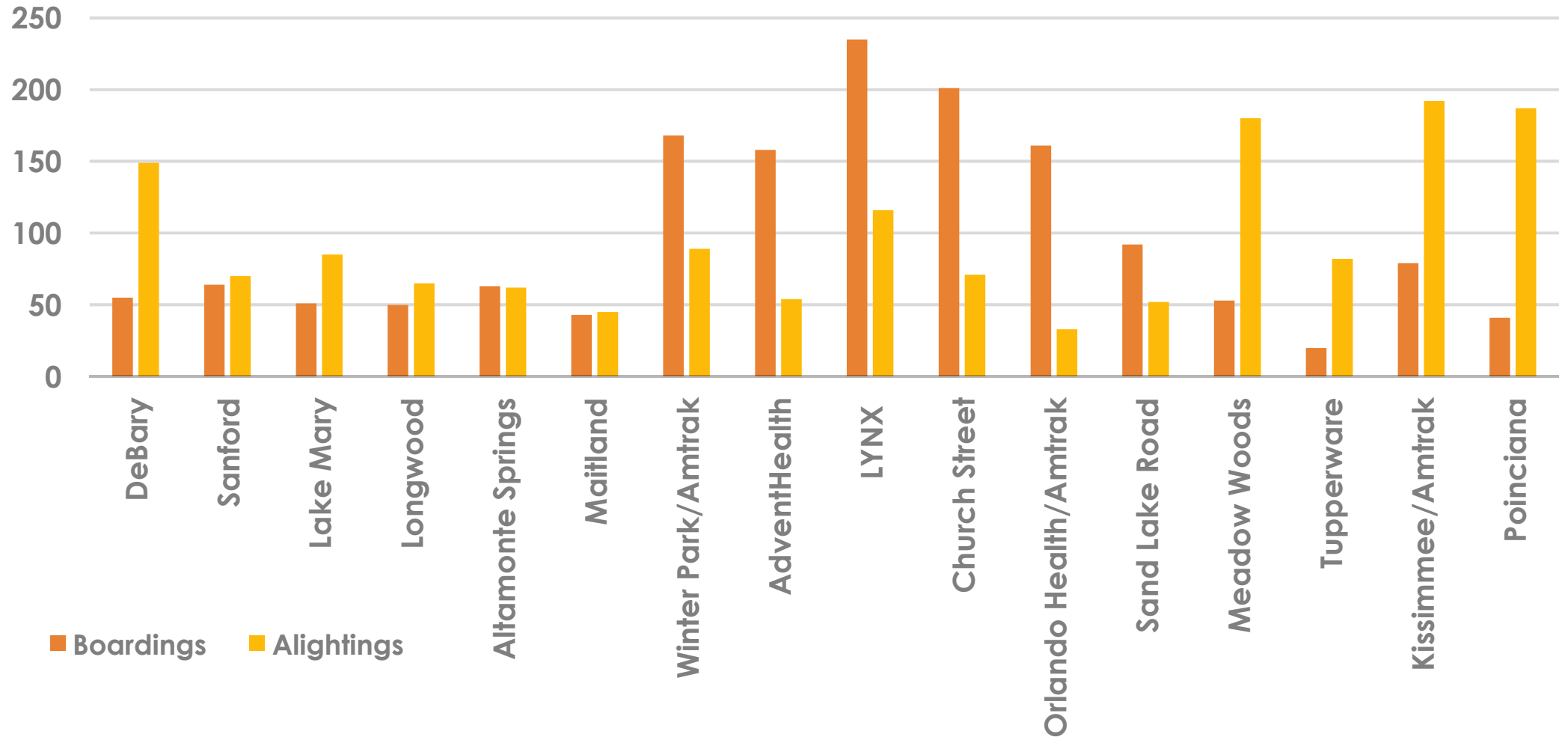
Boardings Alightings



BOARDINGS & ALIGHTINGS



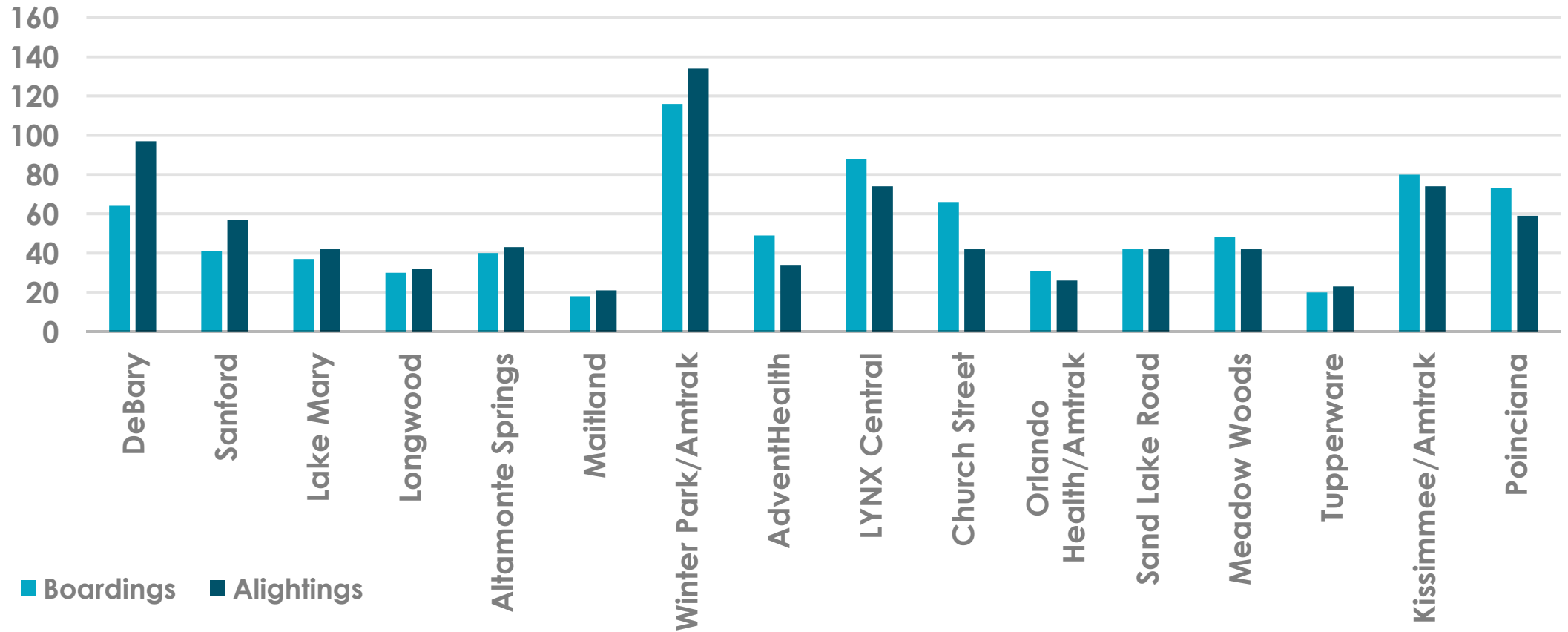
PM PEAK
3:15 PM – 6:25 PM (NB from Poinciana)
April - May 2022



BOARDINGS & ALIGHTINGS



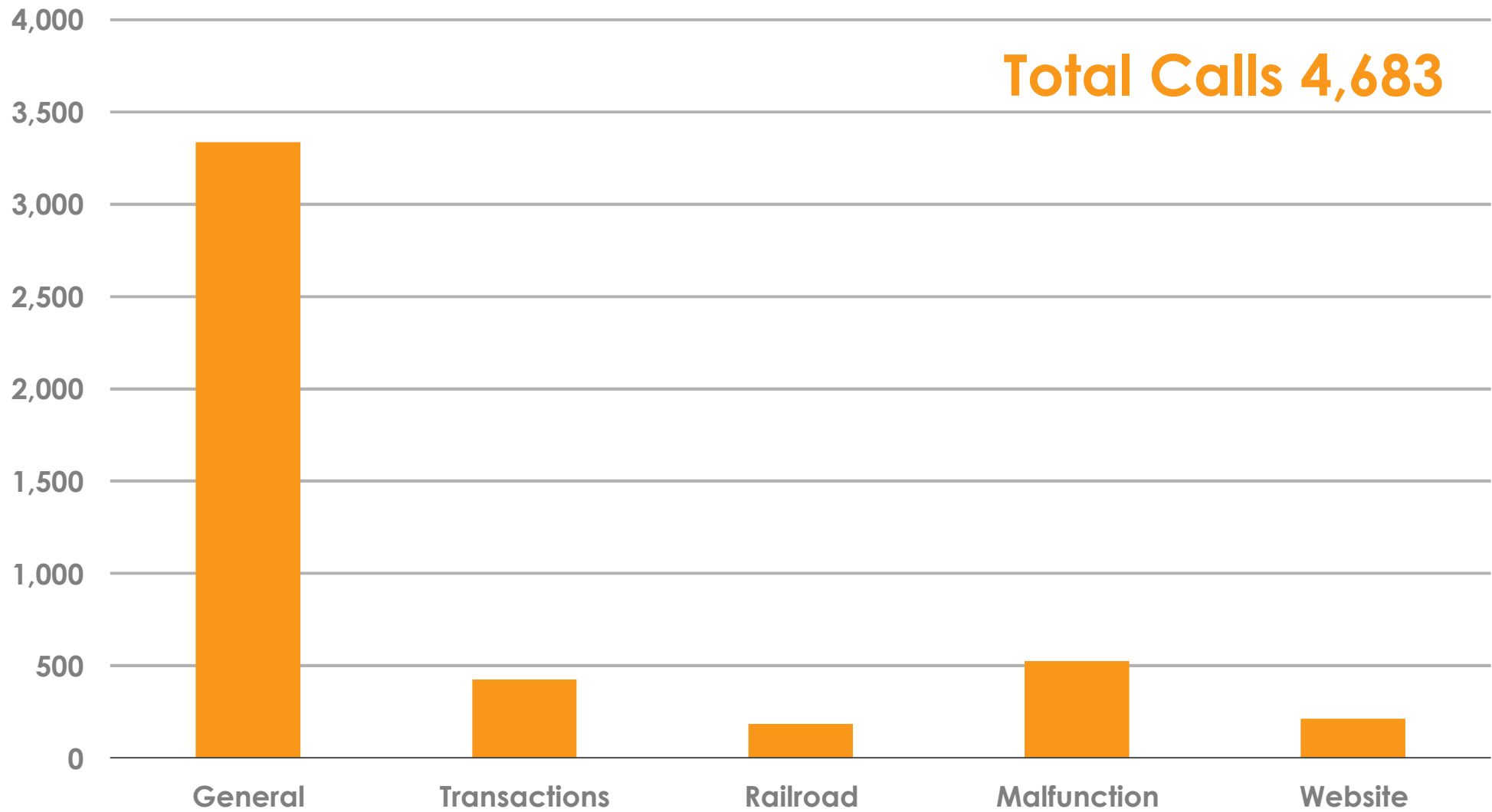
OFF PEAK
10:45 AM – 2:45 PM; 7:25 PM – 9:55 PM (NB from Poinciana)
April - May 2022



CUSTOMER SERVICE CALLS



April – May 2022





TRAIN PERFORMANCE DETAIL

April 2022 – May 2022

| Train Performance Overview | | Trains | Percentage |
|---------------------------------------|------|--------|------------|
| On-Time | | 1635 | 97.3% |
| Late | | 39 | 2.3% |
| Annulled | | 6 | 0.4% |
| Total Trains Operated | | 1680 | 100.0% |
| | | | |
| Performance Detail | Days | Trains | Percentage |
| Dispatching | 1 | 1 | 0.1% |
| Efficiency Testing | 1 | 1 | 0.1% |
| Maintenance of Way | 2 | 3 | 0.2% |
| Mechanical | 7 | 9 | 0.5% |
| Other | 6 | 8 | 0.5% |
| Passengers | 4 | 4 | 0.2% |
| Police Activity | 3 | 12 | 0.7% |
| Signals & Components | 5 | 6 | 0.4% |
| Trespasser/Grade Crossing/Near Misses | 1 | 1 | 0.1% |
| Total (Rounded) | | 45 | 2.7% |

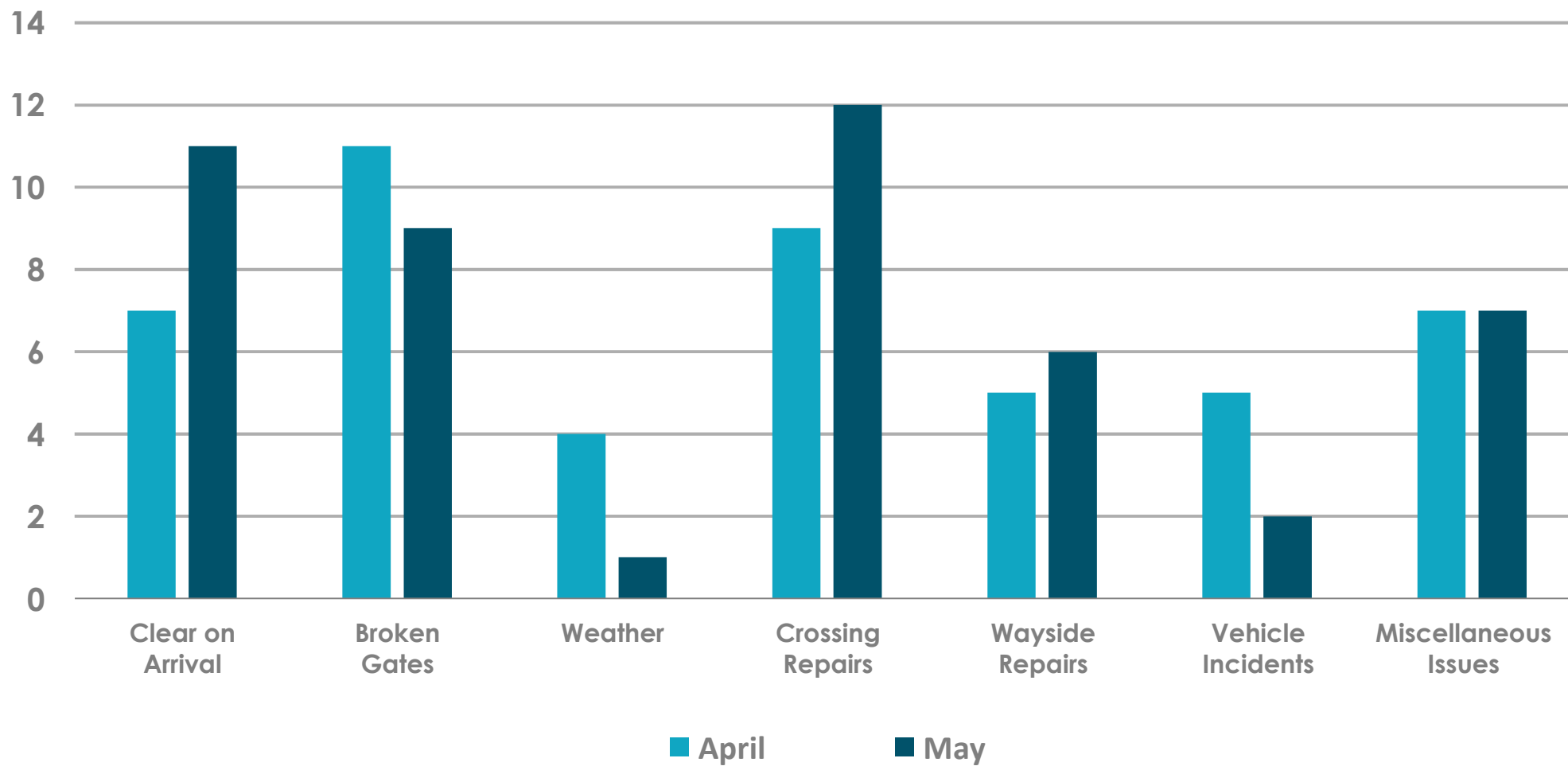
Note: Only categories with a value greater than zero are displayed and rounded to one decimal.



CFRC SIGNAL SYSTEM INCIDENTS



April – May 2022



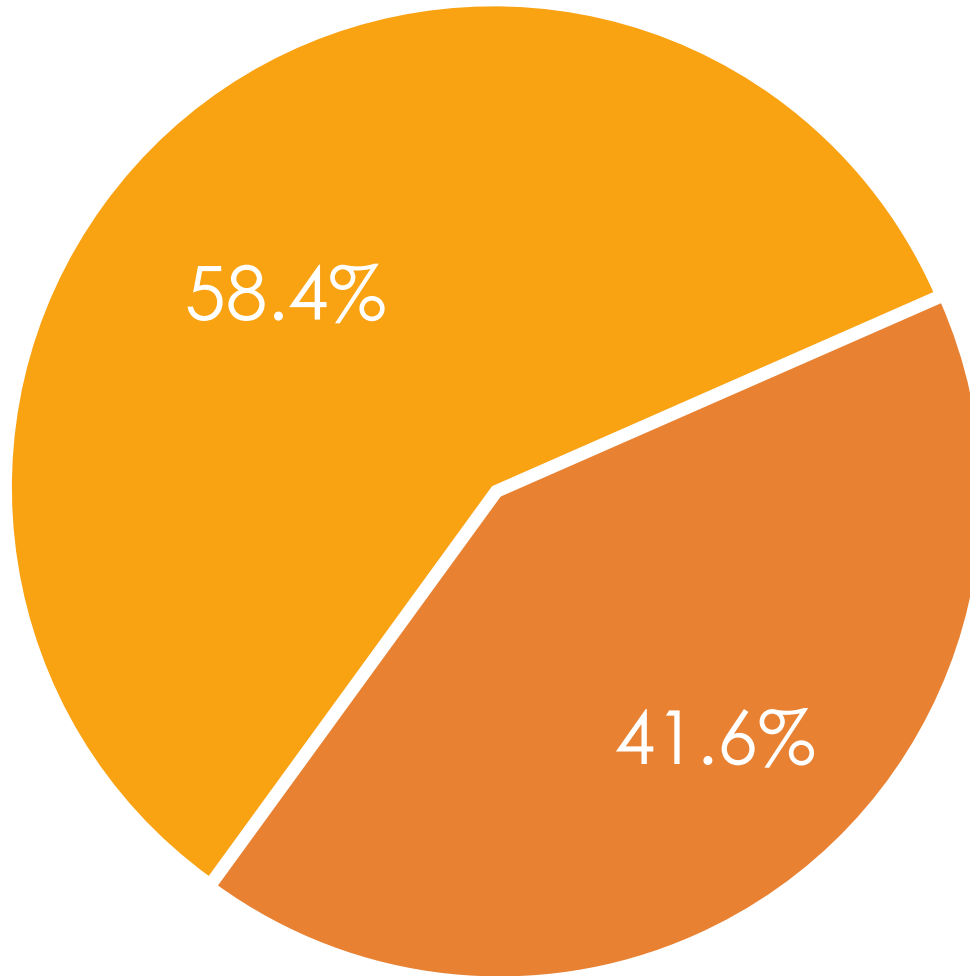


QUIET ZONES

| Jurisdiction | Status |
|-------------------|--|
| Edgewood | Quiet Zone Established |
| Orange County | Quiet Zone Established - LFA for additional crossings in progress for presenting for Approval |
| Maitland | Quiet Zone Established |
| Winter Park | Quiet Zone Established |
| Seminole County | Installing four-quadrant gates at Merritt St. LFA being presented to June 28 th Board Meeting |
| City of Orlando | Quiet Zone Established |
| City of Kissimmee | Quiet Zone Established |

Local communities may apply for quiet zones and information is available on the “About” page at SunRail.com





■ Maintenance ■ Improvements

■ Maintenance

Non-recurring corrective or preventive maintenance or in-kind replacement

■ Improvements

Extend the useful life, increase the value or add new uses

