



CENTRAL FLORIDA COMMUTER RAIL COMMISSION

JULY 27, 2023





Central Florida Commuter Rail Commission

Date: July 27, 2023

Time: 2:00 p.m.

Location: LYNX Central Station
455 N. Garland Ave., 2nd Floor Open Space Room
Orlando, Florida 32801

PLEASE SILENCE CELL PHONES

- I. Call to Order and Pledge of Allegiance**
- II. Announcements/Recognition**
- III. Confirmation of Quorum**
- IV. Approvals**
 - Adoption of May 25, 2023 CFCRC Board Meeting Minutes
- V. Public Comments**
 - *Those joining in person will be permitted to approach the podium in the LYNX Board Room and speak for up to 3 minutes.*
- VI. Reports**
 - SunRail Customer Advisory Committee (CAC) Update – Luis Nieves-Ruiz, Chair
 - SunRail Technical Advisory Committee (TAC) Update – Tawny Olore, Chair
 - Agency Update - SunRail Rail Administration Manager – David Cooke
 - Connectivity
 - LYNX Update – Bruce Detweiler
 - Votran Update – Bobbie King
- VII. Discussion Items**
 - A. Sunshine Corridor Update – David Cooke
 - B. SunRail Transition Update – Tawny Olore
 - C. SunRail Transit Oriented Development Presentation – FDOT/SunRail Chief Operating Officer Mike Heffinger, P.E.



Central Florida Commuter Rail Commission

VIII. Board Member Comments

IX. Other Business

- Next Meeting – Work Session on August 24, 2023

X. Adjournment

Public participation is solicited without regard to race, color, national origin, age, sex, religion, disability, or family status. Persons who require accommodations under the Americans with Disabilities Act or persons who require translation services (free of charge) should contact Mr. Roger Masten, FDOT/SunRail Title VI Coordinator, 801 SunRail Drive, Sanford, FL 32771, by phone at 321-257-7161, or by email at roger.masten@dot.state.fl.us at least three business days prior to the event.

Central Florida Commuter Rail Commission Meeting

May 25, 2023
2:30 p.m.
LYNX Admin. Building
455 North Garland Ave
Orlando, FL 32801

Attendees:

Chair Osceola County Commissioner Viviana Janer	Secretary Seminole County Commissioner Bob Dallari
Board Member City of Orlando Mayor Buddy Dyer	Board Member Orange County Mayor Jerry Demings
Vice Chair Volusia County Council Chair Jeff Brower	

Minutes

Meeting was called to order by Chair Janer at 2:30 p.m.	
Pledge of Allegiance and Confirmation of Quorum	
Announcements/Recognition No new announcements were made.	Presenter: Chair Janer
Approvals: Adoption of the meeting minutes from March 23 rd , 2023, passed unanimously.	Presenter: Chair Janer
Public Comments: <ul style="list-style-type: none"> Mr. Tom Connolly introduced himself and stated his concern regarding the fact that we are in the 9th year of operating SunRail, and it continues to not attract enough residents to use the system. He specified it's costing federal, state, and county taxpayers about \$50M a year to run SunRail for roughly 2000 residents. He is concerned about the burden taxpayers will have to subsidize SunRail in the long term. Mr. Connolly feels that there isn't anything driving up ridership and therefore something needs to be reconsidered or reevaluated since taxpayers will find it very difficult to accept. 	
Agenda Item: Reports – Customer Advisory Committee <ul style="list-style-type: none"> Former CAC Chair Mr. Grzesik introduced the newly elected Chair Mr. Luis Nieves-Ruiz, who was voted into office during the last meeting on March 30th for the new term. There were no public comments made. Review of discussion items included: a presentation of the new mobile ticketing system, the many marketing campaigns that were going on, a status update of Phase 2 North and the DeLand Station, Lynx and Votran connectivity metrics, an update about the Sunshine Corridor and the status of the Transition from FDOT to the counties. June 29th is the next CAC meeting 	
Agenda Item: Reports – Technical Advisory Committee <ul style="list-style-type: none"> Ms Olore advised the last TAC meeting took place on Wednesday, April 12th She detailed the successful Saturday service on March 4th, over 11,000 riders and FDOT was exploring additional opportunities on Saturdays. The Committee discussed the kind of ridership that the system is seeing now since COVID, which is now a mix of both commuter and leisure. Looking into how to tweak the service for that additional leisure traffic. 	

- FDOT announced the May 22nd DeLand Station Groundbreaking which was a great success.
- The new mobile ticketing system should be going into effect later this year.
- Ms. Olore detailed that we will be transitioning the meeting agenda more to serve the Board once the Commission takes over. We want to make sure that the agenda meets the Interlocal Operating Agreements so that our Committee is advising you on the budget and other items as detailed in those agreements.
- Both Sunshine Corridor and Transition updates were provided.

Agenda Item: Reports – Agency Update

Presenter: Secretary John Tyler

- Before the Agency update presentation was given, Secretary Tyler spoke about the Groundbreaking Ceremony to celebrate Phase 2 North, the Northern Expansion. It was great to see the large community turnout and be really excited about the event and the surrounding communities joining the SunRail family.
 - Chairman Brower gave some very impassioned remarks that got the crowd excited about the future.
 - We received a hard hat commemorating the event as well as a shovel, these items will be delivered to your offices.
 - When the Transition happens, we won't need a Chief Operating Officer (COO) anymore, but we will continue have a presence for SunRail within District Five, and we will certainly have a role to continue supporting SunRail and the growth of commuter rail. Our Rail Administration Manager, David Cooke, was brought on before the Transition occurred so that he could be integrated, dive deep into the ticket vending switchover, the transition discussions, Phase 2 North, and all those things related to SunRail. When the Transition occurs, it will be seamless to have someone at the Department that will continue to be a point of contact for the CFCRC moving forward.
 - Mr. Heffinger is currently our Director of Operations for FDOT D5, while he's also the COO for SunRail.

Agenda Item: Reports – Agency Update

Presenter: David Cooke

- DeLand Excitement and Groundbreaking
 - The DeLand Station Groundbreaking was held on Monday, May 22, 2023, at 9:00 AM.
 - Amazing turnout of over 300 people and great support from the community.
 - We met at the DeBary Station and took the SunRail train up to the new DeLand Station site.
 - Numerous local officials attended, and many have been long-term supporters of the SunRail system, which included current and past council members and commissioners.
 - Chairman Brower and Mayor Cloudman of DeLand spoke about bringing more business into downtown DeLand, as well as the opportunity for transit-oriented development and connectivity with regional bike trails in the area.
 - Secretary Purdue and Secretary Tyler also spoke about the community support for DeLand Station, and providing transportation options for commuters and visitors to Volusia.
 - The ceremony concluded with the traditional turning of dirt and moving from the groundbreaking to the expansion.
 - The sitework is progressing at the DeLand Station site, in preparation for the parking lot work.
 - The County's road improvements along Old New York Avenue is close to being complete, and that includes resurfacing and adding paved shoulders coming up to the

station and Fort Florida Road improvements. As far as the grade crossing work, it is now complete. We now have a second track installed at Fort Florida Road.

- IOA 5K Success
 - The IOA Corporate 5K event drew over 1,000 riders. Over 1,000 racers took SunRail to and from Church Street Station.
 - Extra 9:15pm northbound train supported everyone going home from the event.
 - Exciting, earned media coverage, promoted riding SunRail
- Group Sales Growth
 - Group rides continue to be popular, with over 2,000 riders so far this year. And those rides are popular with schools, church groups, seniors, chamber groups, as well as parks. Several more groups are scheduled for summer.
 - Increasingly popular with special needs schools that teach the importance of public transportation and rail safety to their students.
- New safety videos go viral!
 - Our safety videos are very popular, with close to 5 million views and over 1 million responses on this alone.
 - The video series contain official footage from the locomotive engineer's view and reminds drivers to:
 - Never stop on the tracks
 - In case of emergency, break the gate: if you are on the tracks, when the gates come down, drive through the gates to get off of the track.
 - In April, the two videos went viral with comments/shares from all over the country
 - Total Impressions to Date: **4.8 million**
 - Total Engagement to Date: **1.1 million**
- Ridership
 - Average Daily Ridership through March and April was over 4,500
- On Time Performance Average – above 90%
 - | | | | | | |
|---------------------|-----|---------------|-------|-----------------|-----|
| Goal | 95% | Actual | 90.8% | Contract | 98% |
| ○ On-time 21 days | | | | | |
| ○ 43 Operating days | | | | | |
| ○ Ran 1,720 trains | | | | | |
- PTC Success YTD Active Operating (thru May 5, 2023) success continues with operating close to 100%
 - SunRail 99.8%
 - CSX 99.9%
 - Amtrak 99.6%
- Chair Janer opened it up to the Board for any questions on the agency update.
- Commissioner Dallari asked a follow-up question regarding the resident that talked a little bit about the inconsistent ridership and, how it is pretty much not increasing to where it would be more cost effective.
- Secretary Tyler responded the ridership continues to rebound after the pandemic. He referenced the ridership graph and the peak before the pandemic. He continued to build off Ms. Olore's comments from the TAC about the "evolving" SunRail rider. It started as a commuter system focusing on commuters and it's really becoming more of a community train, servicing folks that are not just interested in using it to go to work in a traditional brick and mortar office, but also virtual workers that are, that are using SunRail, day-to-day, to enjoy the sight and sounds and attractions all over the central Florida community. We should recognize that it is evolving the customer base and the need for what people want to use SunRail for is evolving as well. And so, we're trying to target our marketing strategies, to those ends so that we can take full advantage of this system. The growth of the system will also help to benefit the growth in ridership, being

able to connect SunRail to the airport and other major employment centers as well as attractions in central Florida.

Agenda Item: Reports – Lynx Connectivity

Presenter: Bruce Detweiler

- Lynx Fixed-Route Average Daily Boardings & Alightings by SunRail Station Area
 - The highest connectivity stations continue to be at Sanford, Winter Park, Advent Health and Sand Lake Road
 - We saw an increase in ridership of about 20% and 18%, respectively when we compared to the same time period last year, and this is keeping in line with the increase in ridership that we're seeing systemwide
 - Percent increase from FY 22 to FY 23 Mar 20% and Apr 18%
 - Systemwide connectivity ridership was up 17% from year 2022
- Lynx Feeder Bus Route Analysis (Phase II Routes)
 - For March, saw an increase in ridership with Fixed Route and Neighbor Link when compared to the same period last year.
 - Fixed Routes saw a large increase at the Meadow Woods Station while Neighbor Link saw an increase in Poinciana
 - April connectivity ridership varies. We do see a drop off on a few routes, but also systemwide increases on several other points. Analysis shows a big jump in fixed route service.
 - For Neighbor Link, we saw a big jump in ridership at Tupperware
- Mayor Dyer asked about the Sand Lake Road ridership and explained questions have been asked at MetroPlan Orlando a couple of times by the representative from GOAA about that route on Sand Lake Road and how well received that is. So, it looks to me like if you divide it by two, assuming people are coming and going, that we have about a hundred people a day. I'm assuming they all go to the airport, but that's probably not the case. But so, we probably have roughly a hundred people that use SunRail to go to the airport or SunRail and Lynx jointly that to go to the airport. Is that somewhat accurate?
- Mr. Detweiler responded it's hard to get an exact number because we have several routes that come into that station. It's measuring the number of people, using those routes in the station, not making the direct connection. We don't really have an exact number of how many are actually transferring over to that route.
- Mayor Dyer addressed Secretary Tyler with the question of whether Lynx, SunRail and GOAA ought to get together and better advertise the fact that you can ride SunRail to that Sand Lake Road Station, and then take the bus over to the airport.
- Secretary Tyler responded, yes, absolutely. He referenced seeing the previous CEO for SunRail, Ms. Nicola Liquori at the Phase 2 North Groundbreaking and was at that same MetroPlan meeting where that comment was made. And she, told me an anecdote about how in the past, there has been some efforts to try to make sure that route is marketed, and I think it's time to return to that, and we'll certainly put our marketing team on it to focus on that and come back with some recommendations next month on what we can do.
- Mayor Dyer responded the Executive Director at the airport is formerly with FDOT (Kevin Thibault). Maybe you guys can put your heads together and figure out how to get a little bit better ridership there.

Agenda Item: Reports – Votran Connectivity

Presenter: Bobbie King

- Average daily ridership is 30 riders from October 22 to date, which is the same amount during the same period last year.
- We typically see the same amount of ridership, each and every month.
- So, not a lot of increase, not a lot of decrease, but April was a pretty good month for us
- We're not going backwards and striving to find new ways to get people out to use our transportation system.

- The Department has decided to move forward with our Transit Concept and Alternatives Review, also known as a TCAR Study.
 - FDOT Transit Concept and Alternatives Review (TCAR)
 - Defines the purpose and need of the project
 - Analyzes alternatives for potential solutions
 - Defines and document requirements
 - Identifies any potential environmental effects
 - Identifies partner agency roles and responsibilities
 - Facilitates the use of planning and work later in the National Environmental Policy Act (NEPA) process
 - Updates FRA & FTA
 - Selects recommended alternatives
 - Upcoming Project Schedule

Here is a high-level schedule with some major elements:

 - Ridership Study: May – October
 - TCAR: Through November
 - Public Meetings: August – October timeframe
 - Cost Estimates: Through July to finish by August
 - MOU: December

Initial Ridership Forecast Report by July 2023
FRA/FTA Update by August 2023
 - Early Steps

These are some early elements that we're working on, as we sequence our way through the Sunshine Corridor

 - Project Phasing (3A, 3B, 3C)
 - Service Plan (Headways)
 - Cost Estimates
 - Update partners on sequencing and capital and O&M costs
 - Public and Stakeholder Engagement
 - Project Conceptual Alternatives Development
 - FRA Federal-State Partnership Grant
 - FDOT will continue to work with partners to prepare for the announcement of the Fed-State Partnership Grant in February 2024 & other potential federal grant opportunities
 - Selections for the Fed-State Partnership would be announced in September 2024
 - Sunshine Corridor Working Group
 - Upcoming Policy and Technical Group Meeting – meets regularly
 - The TCAR study team will update and coordinate with the Working Group throughout the length of the project
 - Working Group members include staff and consultants for the following public and private partners:

• FDOT	• Lynx
• City of Orlando	• Brightline
• Orange County	• Universal Orlando
• Osceola County	• I-Drive Chamber of Commerce
• Seminole County	• Orlando's Right Rail
• Volusia County	• Disney

- GOAA
- Florida East Coast Industries

- Secretary Tyler: This rather brief and concise update doesn't do justice for the amount of work that is taking place, your staff members as well FDOT, other private partners that you see listed there. I had the opportunity to mention it at the Osceola County Transportation Summit, as well as at the most recent MetroPlan board meeting. So, a lot of folks are following what we're doing and that's really exciting. So, one thing that I want to reinforce from Brian's presentation is that by this late summer we do see the opportunity to have a confluence of several core pieces of information, some ridership estimates of what the Sunshine Corridor could deliver, both from an intercity rail as well as a commuter rail expansion perspective, as well as cost estimates for both capital and operating costs. And then also the third item are some potential paths forward to be able to take advantage of federal investment on the intercity rail side and then from FTA on the commuter rail side. We are trying to push our technical teams and draw upon all of the resources that the agency has to offer, to be able to have that conversation later this summer in anticipation of still moving forward and having some community engagement, some public involvement later this fall as well.
- Commissioner Dallari agreed that there definitely needs to be more information. I think everyone's working diligently as possible. When do you think it would be the appropriate time for us as a region to actually take this information and plan a trip to Washington, D.C. to make sure that all the federal agencies are fully abreast of what we're doing?
- Secretary Tyler stated he appreciated that question. Certainly, from the Department's perspective, we work closely with the FRA and the FTA. They're certainly going to want to see the answers to the questions that we're all looking for as well. So, I think sometime after being able to get those answers and have a discussion and be able to digest them sometime after that would be most appropriate.

Agenda Item: Reports – SunRail Transition Update

Presenter: Tawny Olore

- Meetings for transition are weekly. We're hoping by later this year to have all those transition items agreed to and updated.
- We had a very thorough presentation by FDOT on the remaining encroachments in the corridor.
- We are also meeting to talk about outstanding items with CSX tomorrow, so work continues on all the remaining items for transition.

Agenda Item: Board Member Comments


- Chair Janer explained five people sitting on this meeting, also have a Lynx meeting beforehand. Therefore, would like to make a recommendation that this meeting moving forward starts at 2:00 PM. All members were in agreement.
- Vice Chair Brower directed his comment to the gentleman that came from the public and spoke; thank you for your words. For the last 10 years, that was me saying what you told all of us. And one of my main concerns has always been the cost per rider, and the cost to the taxpayers. Volusia County has kind of been on the opposite end of some on this Board of whether or not we should go to Deland. The reason was the cost of the system and the cost per rider and the cost per taxpayers. In those 10 years, it became clear to me that SunRail was coming. So now what you will see from Volusia County, is to be a member of this Board that works together and helps to bring everybody together because this train is here, and it has to work. However, that doesn't mean that I'm going to lay down and roll over if costs are going to go from \$25,000 per rider to \$50,000. We're talking here today, like the Sunshine Corridor,

then it's inevitable. We need to keep cost affordable otherwise Volusia County can't afford that. There's a lot of work to be done. The only reason this train should be here is to help create and build wealth into the community. And I'll add one other thing to, to add to the quality of life of the people in my community. The only way I know to do that is to work together as a Board to help increase ridership. It is understood that the train fares will never pay for itself, but I want to remind you that the road that I just came on, I-4, will never pay for itself either. No public transportation project pays for itself, but it builds wealth into a community. I'm going to work with this Board to make sure that SunRail can do two things:

- Build wealth into our community, our station is going to be an exceptional station. It's going to be the shining star amongst the five members.
 - Secondly, to make sure that it's a service to our public. It's, it's going to be hard, but I believe that this Board is committed to that. FDOT management has been amazing in this whole process of working with DeLand, working with the citizens, bringing negative and positive people together. I couldn't have done it without everyone here working together.
- Chair Janer commented that maybe SunRail doesn't pay for itself in fare revenue, but it does certainly look to be paying well off with all the transit-oriented development and property values increasing around the stations. I'd like to see that type of presentation be brought back to one of the future meetings, because I think it's really eye-opening to see the amount of growth that has spawned as a result of SunRail. We can't look at just the numbers here in the farebox revenue. We have to look at the effect that it's having on our communities and in our economy. Mr. Heffinger agreed to having this update given at an upcoming meeting.
- Mayor Demings doesn't disagree with anything that Vice Chair Brower said but wanted to expand on it. In order to improve ridership, you have improve connectivity, convenience, and reliability. In order to do that, I believe that we have to, as a region, continue to invest in multi-modal connections throughout our community. I think there may be an opportunity to work with Lynx, to improve the connectivity, at least, through bus connectivity to the rail route. But ultimately, the commuter rail system has got to expand into other areas within our respective communities. From an Orange County perspective, our plan included a strategy for a penny sales tax that we were going to use to expand that connectivity but it didn't pass. There are many people moving here. The pressure, the stress on our current transportation infrastructure is only going to worsen if we don't look at multimodal options. I agree we do want to get to the point where it is more cost effective, but we're going to have to invest as a region into that type of infrastructure. This is all predicated upon the economic outlook and the reality at that time. I look forward to working with all of the surrounding counties in that regard. As a community, with creating this type of multimodal system, in terms of our competitiveness around the country, it is the one area where we are significantly falling behind is in transportation. We need to be careful with roadways being clogged with traffic congestion because that is going to deter people from coming to Florida. It impacts our local economy. If the tourism industry here begins to decline, this region will suffer. We have an opportunity with the federal infrastructure dollars to go after as much of those dollars as we possibly can. I look forward to working with everyone to continue our advocacy in Washington and Tallahassee.

Next Meeting: Work Session on June 22, 2023 at 2:00 PM at Lynx Central Station – Admin. Building

Meeting Adjourned: 3:15 PM



PLEDGE OF ALLEGIANCE

(Please Stand)

I pledge allegiance to the Flag of the United States of America, and to the Republic for which it stands, one Nation under God, indivisible, with liberty and justice for all.

TITLE VI



This meeting, project, or study is being conducted without regard to race, color, national origin, age, sex, religion, disability or family status. Persons wishing to express their concerns relative to FDOT compliance with Title VI may do so by contacting:

ROGER MASTEN

SunRail Title VI Coordinator

801 SunRail Drive

Sanford, Florida 32771

Roger.Masten@dot.state.fl.us

STEFAN KULAKOWSKI

State Title VI Coordinator

605 Suwannee Street, MS65

Tallahassee, Florida 32399

Stefan.Kulakowski@dot.state.fl.us



WELCOME



APPROVAL

ADOPTION OF MAY 25, 2023 MEETING MINUTES



PUBLIC COMMENTS



REPORTS

A. CUSTOMER ADVISORY COMMITTEE

Luis Nieves-Ruiz, Chair

B. TECHNICAL ADVISORY COMMITTEE

Tawny Olore, P.E., Chair

C. AGENCY UPDATE

David Cooke

D. CONNECTIVITY

LYNX Update – Bruce Detweiler

Votran Update – Bobbie King





CAC CHAIR'S REPORT

LUIS NIEVES-RUIZ



TAC CHAIR'S REPORT

TAWNY OLORE, P.E.



AGENCY UPDATE

DAVID COOKE



SUNRAIL SURPASSES ONE MILLION RIDERS

SunRail's ridership was 1,001,878 this fiscal year, marking the first time since 2019/2020 that the system has serviced over a million riders.

Although hybrid remote-work schedules still impact transit numbers, SunRail's ridership growth continues to outpace the national average.





CHOO-CHOO TO THE ZOO EXCITEMENT!

SunRail is partnering with the Central Florida Zoo & Botanical Gardens again this summer for Choo-Choo to the Zoo, a free trolley from the Sanford SunRail Station to the Zoo.

- Runs Monday – Friday, 7/17 -7/28
- Riders receive a 20% discount off Zoo admission

Due to popular demand and the promotion's success, Choo-Choo will be extended an extra week and will now run through Friday, 8/4.






OSCEOLA COUNTY LIBRARY OUTREACH

SunRail partnered with the Osceola County Library System for their 2023 Summer Learning Program. This program is for all ages and ran from June 5 – July 28 at all the county libraries. The marketing team created a presentation which is fun and interactive for both kids and their parents and included:

- Safety materials
- Pedestrian safety role-playing game
- Junior Conductor Coloring Hats





DELAND UPDATES

Deland Station Site Work





DELAND UPDATES

Deland Station Platform Improvements





PHASE 2 NORTH UPDATES

North of Ft Florida Crossing, Track and Signal Work





OSCEOLA COUNTY DRAINAGE IMPROVEMENTS





SUNRAIL HURRICANE DAMAGE IMPROVEMENTS IN OSCEOLA COUNTY

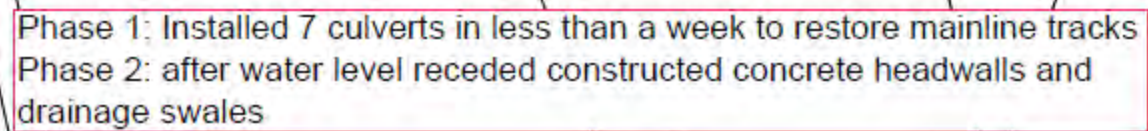




DAMAGE IMPROVEMENTS IN OSCEOLA COUNTY

North of E. Carroll Street, Kissimmee







DAMAGE IMPROVEMENTS IN OSCEOLA COUNTY

North of E. Carroll Street, Kissimmee





DAMAGE IMPROVEMENTS IN OSCEOLA COUNTY

North of E. Carroll Street, Kissimmee





SUNRAIL HURRICANE IAN DAMAGE - DRAINAGE IMPROVEMENTS IN OSCEOLA COUNTY

MP 806.9 Washout at East Lake Canal - concrete Arch and 8.5 ft diameter CSP. CFRC Mainline out of service



CFRC Mainline Track1 out of service



DAMAGE IMPROVEMENTS IN OSCEOLA COUNTY

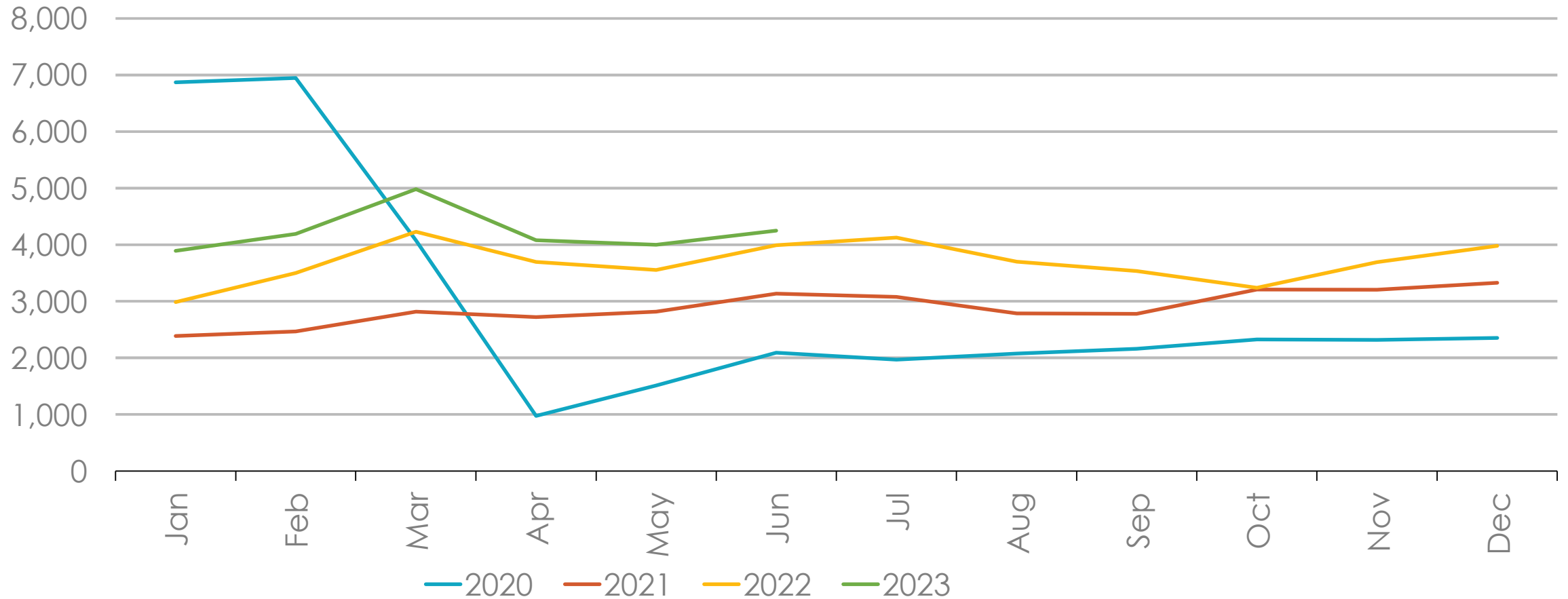
North of Vine St, Kissimmee





AVERAGE DAILY RIDERSHIP

MAY-JUN AVERAGE – 4,123





ABOVE AVERAGE

- On-Time 19 Days
- 44 Operating Days
- Ran 1,760 Trains

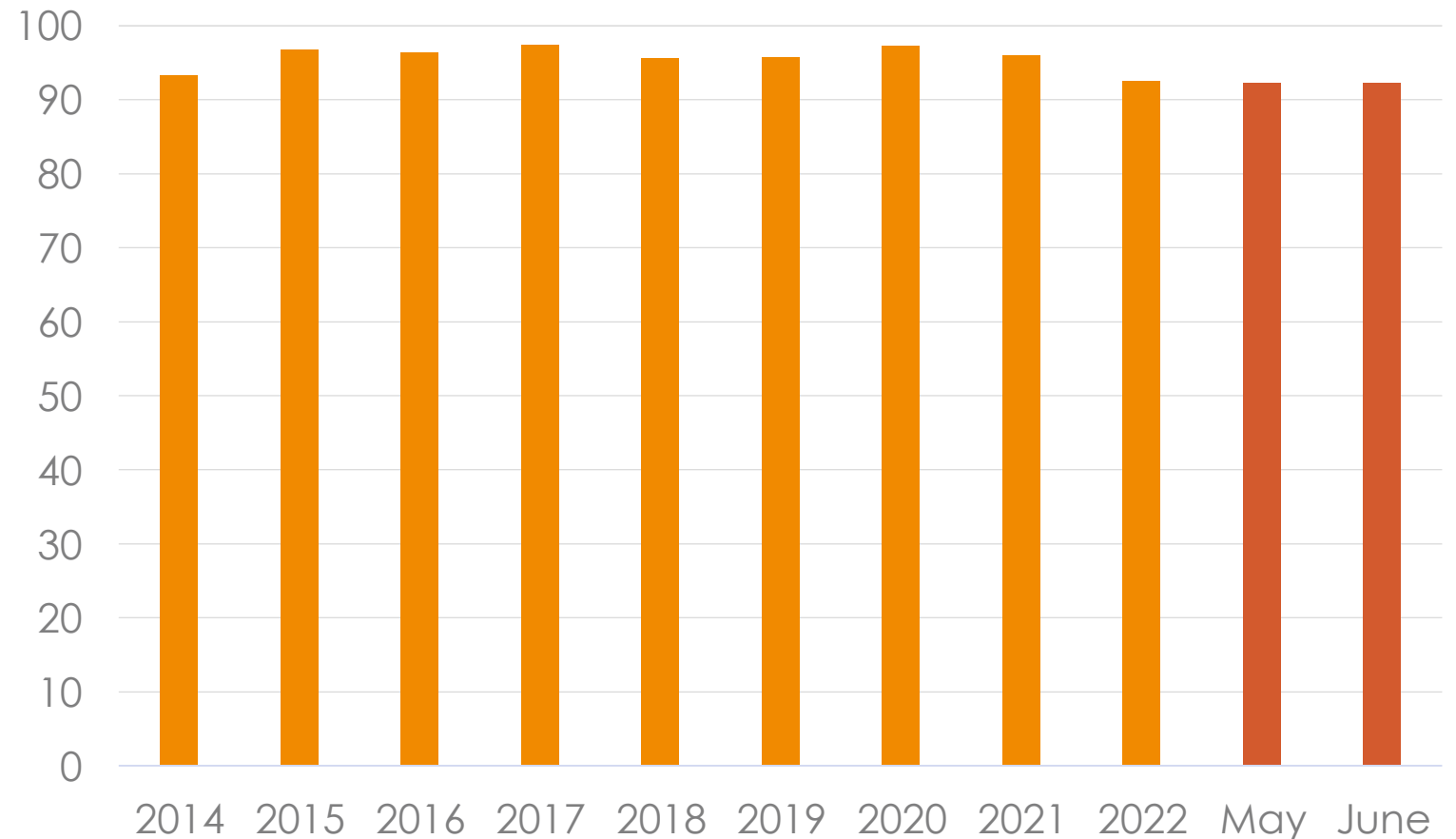
ON-TIME PERFORMANCE AVERAGE

May - June 2023

Goal = 95%

Actual = 92.2%

Contract = 98.3%





PTC SUCCESS

- 2023 Year to Date* PTC Active Operating Percentage:
 - SunRail 99.9%
 - CSX 99.9%
 - AMTRAK 99.7%

*Through June 30, 2023



FY 22/23 OPERATING BUDGET UPDATE



OPERATING COSTS, CAPITAL MAINTENANCE AND CONSULTANT SUPPORT
Bombardier - Operations
Bombardier - Maintenance
Bombardier - Incentive/Disincentive
Conduent - Back-of-the-House Hosting
Conduent - Fare Equipment Maintenance
Herzog - Signal Maintenance of Way
Green's Energy - Fuel
Gallagher - Insurance
Amtrak - Heavy Vehicle Maintenance
Wells Fargo - Banking Services
Bank of America - Merchant Services (Banking)
MidFlorida - Armored Car Service
AT&T/Verizon - Wi-Fi Service
Fare Media Smart Card
Limited Use Smart Card
PTC O&M Costs
BTNA – COVID Decontamination Services
OPERATING COSTS SUBTOTAL

Feeder Bus Expenses
Capital Maintenance
Consultant Support

TOTAL OPERATING COSTS, CAPITAL MAINTENANCE AND CONSULTANT SUPPORT
--

FISCAL YEAR END JUNE 30, 2023	
BUDGET	ACTUAL
\$ 10,745,000	\$ 10,573,357
\$ 16,255,000	\$ 16,117,454
\$ 1,350,000	\$ 1,042,304
\$ 910,000	\$ 906,144
\$ 2,090,000	\$ 2,225,181
\$ 3,500,000	\$ 3,981,865
\$ 3,500,000	\$ 2,976,817
\$ 5,000,000	\$ 3,850,920
\$ 2,100,000	\$ 1,637,249
\$ 5,000	\$ 3,659
\$ 75,000	\$ 67,620
\$ 30,000	\$ 21,000
\$ 40,000	\$ 5,550
\$ 10,000	\$ -
\$ 300,000	\$ 150,976
\$ 9,500,000	\$ 10,475,723
\$ 2,200,000	\$ 1,988,584
\$ 57,610,000	\$ 56,024,403

\$ 1,500,000	\$ 2,038,967
\$ 8,895,000	\$ 8,762,435
\$ 12,200,000	\$ 9,263,677

\$ 80,205,000	\$ 76,089,482
---------------	---------------

FY 22/23 OPERATING BUDGET UPDATE

OPERATING REVENUE

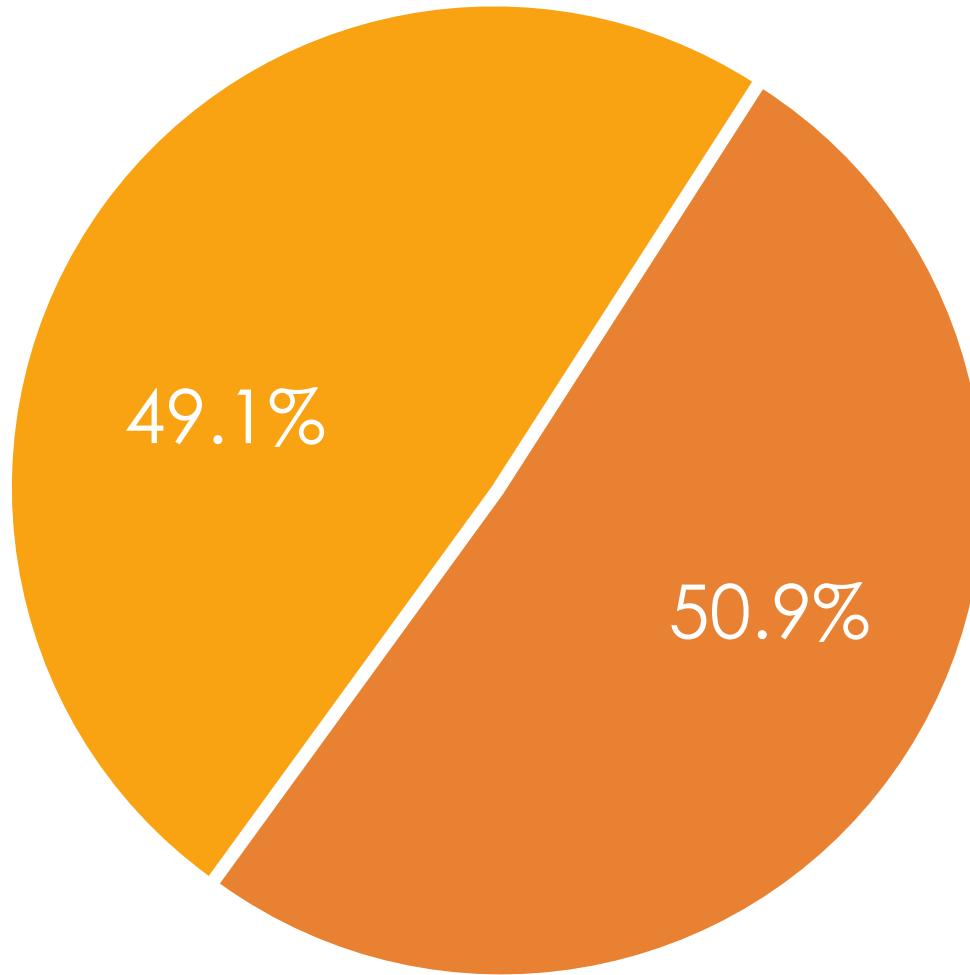
FISCAL YEAR END
JUNE 30, 2023

BUDGET

ACTUAL

Farebox revenue	\$ 2,200,000	\$ 2,093,237
CSX usage fees	\$ 3,850,000	\$ 3,217,431
Amtrak usage fees	\$ 956,000	\$ 917,162
FCEN usage fees	\$ 21,500	\$ 11,854
Right-of-way lease revenue	\$ 125,000	\$ 155,993
Ancillary revenue	\$ 235,000	\$ 383,873
<i>Subtotal - System revenue</i>	<i>\$ 7,387,500</i>	<i>\$ 6,779,550</i>
FTA §5307 - Urbanized Area Grant Funds	\$ 20,843,886	\$ 20,843,886
ARPA Grant Funds	\$ 13,184,483	\$ 13,184,483
TOTAL OPERATING REVENUE	\$ 41,415,869	\$ 40,807,919





■ Maintenance ■ Improvements

■ Maintenance

Non-recurring corrective or preventive maintenance or in-kind replacement

■ Improvements

Extend the useful life, increase the value or add new uses





LYNX CONNECTIVITY

LYNX Fixed-Route Average Daily Boardings & Alightings by SunRail Station Area

SUNRAIL STATION	Fiscal Year 2023												ANNUAL DAILY AVERAGE
	Oct	Nov	Dec	Jan	Feb	Mar	Apr	May	Jun	Jul	Aug	Sep	
<i>Days of Operation</i>	21	18	22	22	20	23	20	23	22				193
Sanford	284	257	258	283	286	297	265	283	278				277
Lake Mary	73	77	70	79	74	83	82	67	81				76
Longwood	73	72	73	78	93	89	79	80	68				78
Altamonte Springs	157	135	146	155	161	150	145	147	142				149
Maitland	11	10	11	10	14	13	12	12	12				12
Winter Park	295	288	315	315	326	340	324	325	315				316
AdventHeath	314	321	346	357	401	348	373	320	314				344
LYNX Central Station													-
Church Street Station													-
Orlando Health/Amtrak	19	17	20	21	26	30	35	25	25				24
Sand Lake Road	167	174	190	206	192	204	218	200	186				193
Meadow Woods	143	128	107	114	124	117	110	128	132				123
Tupperware	16	9	15	14	19	22	21	15	13				16
Kissimmee Intermodal													-
Poinciana	3	4	6	6	6	9	10	9	9				7
Total - All Stations	1,555	1,492	1,557	1,638	1,722	1,702	1,674	1,611	1,575				1,614
Percent change from FY 22 to FY 23	21%	16%	18%	39%	29%	20%	18%	10%	8%				16%



LYNX CONNECTIVITY

LYNX Feeder Bus Route Analysis (Phase II Routes)

LINK	May		Change	% Change
	FY22	FY23		
18	18,554	17,657	(897)	-5%
418	5,193	8,899	706	14%
155	821	724	(97)	-12%
306	1,849	1,997	148	8%
604	198	255	57	29%
831*	598	771	173	29%



LYNX CONNECTIVITY

LYNX Feeder Bus Route Analysis (Phase II Routes)

LINK	June		Change	% Change
	FY22	FY23		
18	19,477	19,824	247	2%
418	5,166	4,970	(196)	-4%
155	908	698	(210)	-23%
306	1,780	2,194	414	23%
604	256	241	(15)	-6%
831	602	810	208	35%



VOTRAN CONNECTIVITY

Activity at DeBary Station	Fiscal year 2021												Annual Daily Average
	Oct-20	Nov-20	Dec-20	Jan-21	Feb-21	Mar-21	Apr-21	May-21	Jun-21	Jul-21	Aug-21	Sep-21	
Days of Operation	22	20	22	20	20	20	22	20	22	22	22		232
Total Monthly Ridership	827	616	664	478	561	542	753	788	800	1,049	1,120	896	9,094
Avg Daily Ridership	38	31	30	24	28	27	34	39	36	48	51	43	36

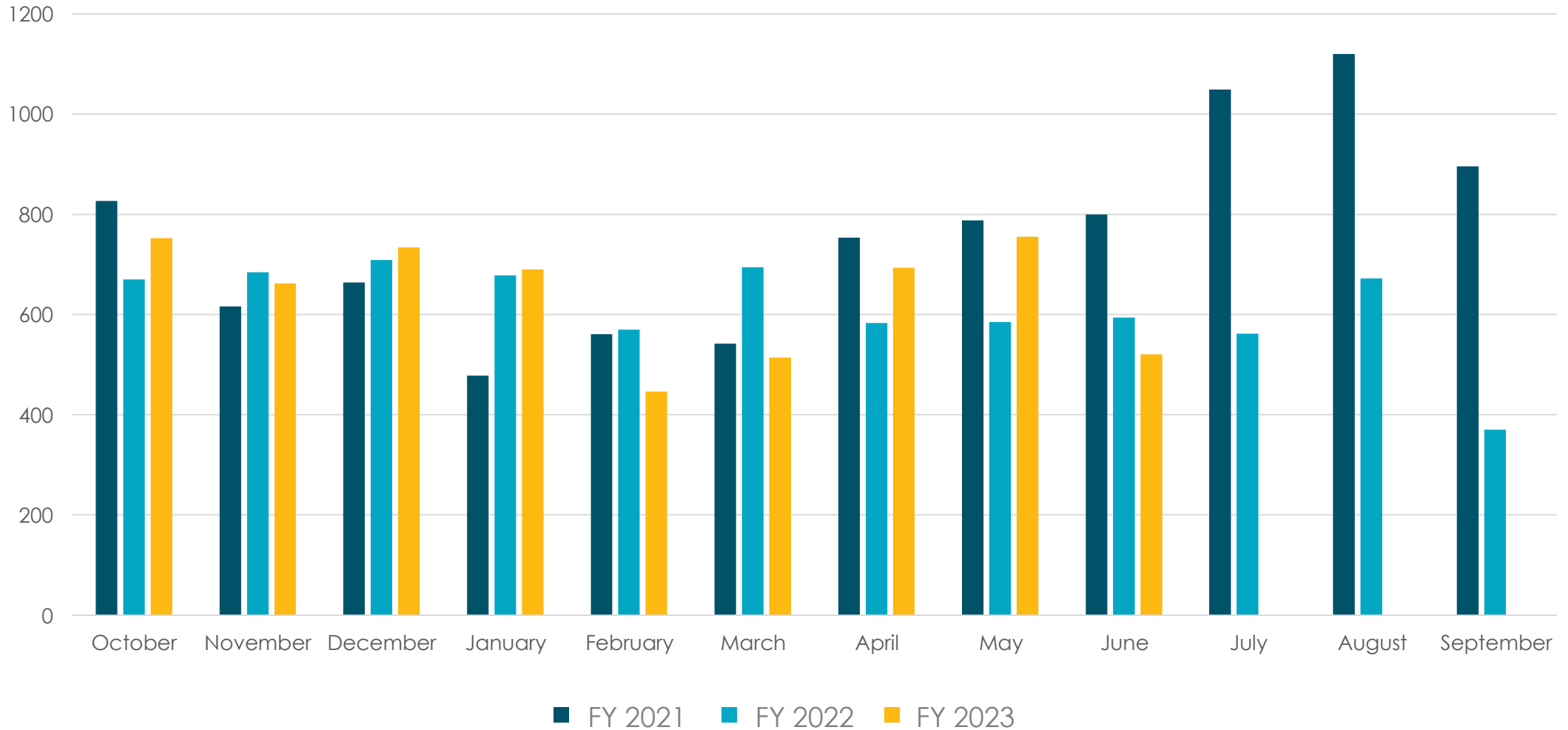
Activity at DeBary Station	Fiscal year 2022												Annual Daily Average
	Oct-21	Nov-21	Dec-21	Jan-22	Feb-22	Mar-22	Apr-22	May-22	Jun-22	Jul-22	Aug-22	Sep-22	
Days of Operation	21	21	23	21	20	23	21	21	22	20	23	20	256
Total Monthly Ridership	670	684	709	678	570	694	583	585	594	562	672	370	7,371
Avg Daily Ridership	32	33	31	32	29	30	28	28	27	28	29	19	29

Activity at DeBary Station	Fiscal year 2023												Annual Daily Average
	Oct-22	Nov-22	Dec-22	Jan-23	Feb-23	Mar-23	Apr-23	May-23	Jun-23	Jul-23	Aug-23	Sep-23	
Days of Operation	21	20	22	22	20	23	20	22	22				192
Total Monthly Ridership	752	662	734	690	446	514	693	755	521				5,767
Avg Daily Ridership	36	33	33	31	22	22	35	34	24				30

NOTES: Votran service was suspended from Wednesday, 11/2 through Friday, 11/4.. Votran service was suspended on Thursday, 11/3



VOTRAN SUNRAIL CONNECTIVITY





DISCUSSION ITEMS

Sunshine Corridor Update- David Cooke

SunRail Transition Update- Tawny Olore

Transit-Oriented Development – Mike Heffinger



SUNSHINE CORRIDOR UPDATE

David Cooke



SUNRAIL TRANSITION UPDATE

Tawny Olore



Transit-Oriented Development

Mike Heffinger

REGIONAL BENEFITS BEYOND RIDERSHIP

Discover how SunRail continues to be a leading economic engine throughout Central Florida





What is Transit-Oriented Development?

Transit-oriented development (TOD) is a planning strategy that aims to concentrate jobs, housing, and services around public transport stations.

CURRENT PROJECTS



Volusia County - DeBary Station

- Integra 289 Exchange Luxury Apartments
- 289 Units Built at a Cost of \$55 Million

CURRENT PROJECTS



Seminole County - Lake Mary Station

- Station House Apartments
- 200 Units with Adjacent Commercial Real Estate
- Construction value \$32 Million

CURRENT PROJECTS



Seminole County - Longwood Station

- Weston Park Apartments
- 208 Apartments Constructed at a Cost of \$30 Million

CURRENT PROJECTS



Orange County - Maitland Station

- The Parker Apartments
- Luxury 1, 2 & 3 Bedrooms
- Construction Costs of \$47 Million

CURRENT PROJECTS

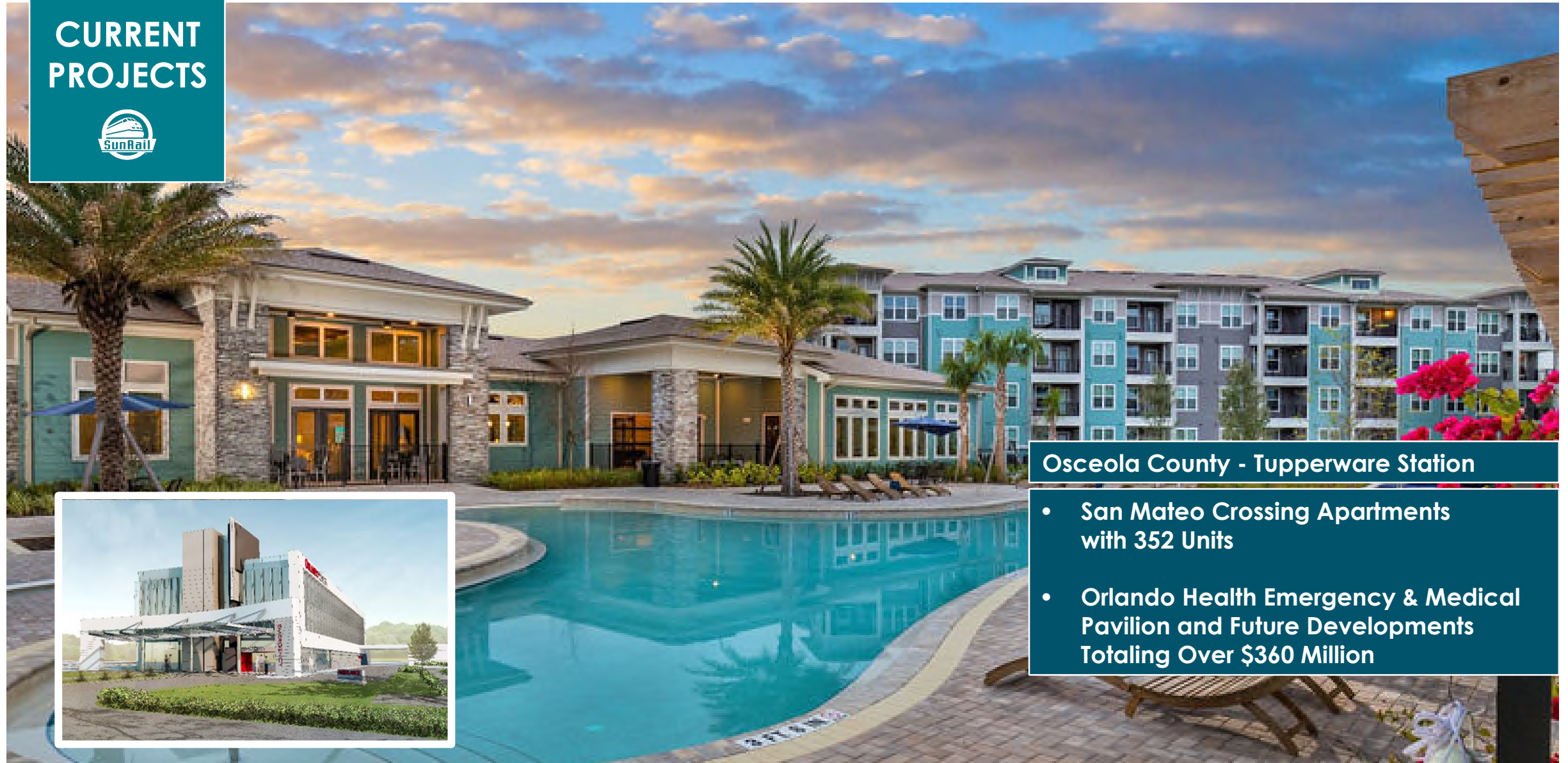


City of Orlando - Church Street Station

- Truist Building
- 240 Residential Units
- Over 198,000 Sq. Ft. of Commercial Space and \$133 Million In Construction



CURRENT PROJECTS



Osceola County - Tupperware Station

- San Mateo Crossing Apartments with 352 Units
- Orlando Health Emergency & Medical Pavilion and Future Developments Totaling Over \$360 Million



NEW PROJECTS



Seminole County- Sanford Station

- The Henry
- 294 Rental Apartments
- Created over 500 Temporary and Full time Jobs
- Construction Costs of \$55.9 Million



NEW PROJECTS




City of Orlando – LYNX Central Station

- Society Orlando
- \$140 Million in Construction
- 889 Residential Units
- 85,000 Sq. Ft of Retail
- 35,000 Sq. Ft of Co-working Space



FUTURE PROJECTS



Volusia County- DeBary Station



Main Street – DeBary Station

- 37,500 Sq. Ft of 1st Floor Retail Space
- 1-2 Bedroom Apartments Floorplans
- 230 Total Residential Units
- 9,000 Sq. Ft Community Plaza

FUTURE PROJECTS



City of Orlando - Church Street Station

The Edge

- 34-Story Mixed-Use Skyscraper
- 200,000 Sq. Ft of Office Space
- 4,000 Sq. Ft of Retail Space
- 230 Residential Units



FUTURE PROJECTS



Osceola County - Tupperware Station

Osceola Tupperware Apartments

- 448 - Unit Complex
- Co-working Spaces
- Dog Park
- Clubhouse & 2 Pools

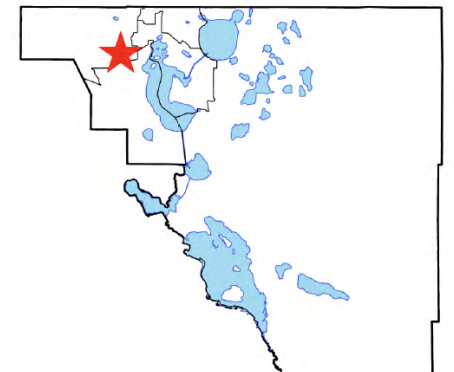
"The opening of SunRail at Tupperware has been transformative for the Osceola Corporate Center Planned Development, drawing an Orlando Health medical campus, new apartments and future hotel to the station area." - GrowthSpotter

FUTURE PROJECTS



Falcon Trace

- Affordable Housing
- 354 Total Units
- Additional Development Forecasted



Legend

- Planned Development ECC Area
- Planned Development ECP Area
- Right of Way



MAP PRODUCED BY
OSCEOLA COUNTY
COMMUNITY DEVELOPMENT
GIS SECTION
2023



College Connections



Seminole State College -
Lake Mary Station



UCF/Valencia Downtown
Campus - LYNX Central
Station



FAMU Law School Campus -
LYNX Central Station

Property Value Growth




Since operation began, the state and federal partners have seen every dollar invested to build the system return four dollars to the local economy in the form of property value growth.

SunRail's sixteen station areas experienced

***\$2.4 BILLION**
dollars (or close to 63%)

in cumulative property value growth, outpacing their control areas by 22.9%.



- (2020, February) *Assessing the Impacts of SunRail Stations on Property Values and Development*, 3.1 Key Findings (page 9)

Advancing the TOD Story



Current Projects

TOD projects near their respective SunRail station have not only revitalized underpopulated areas but also yielded remarkable financial gains, with over 40 projects since 2010 amounting to an impressive cumulative construction value of \$1.7 trillion and surpassing control areas by 22.9% in growth and value increase.

[Explore Other TOD Projects →](#)



- Create a dedicated SunRail website sector to update TOD projects
- Develop a video series sharing the positive impact that TOD has at growing a community
- Generate shareable TOD presentations for stakeholders to utilize





Questions?





NEXT MEETING

WORK SESSION

AUGUST 24, 2023, 2:00 PM

Lynx Central Station

Administration building



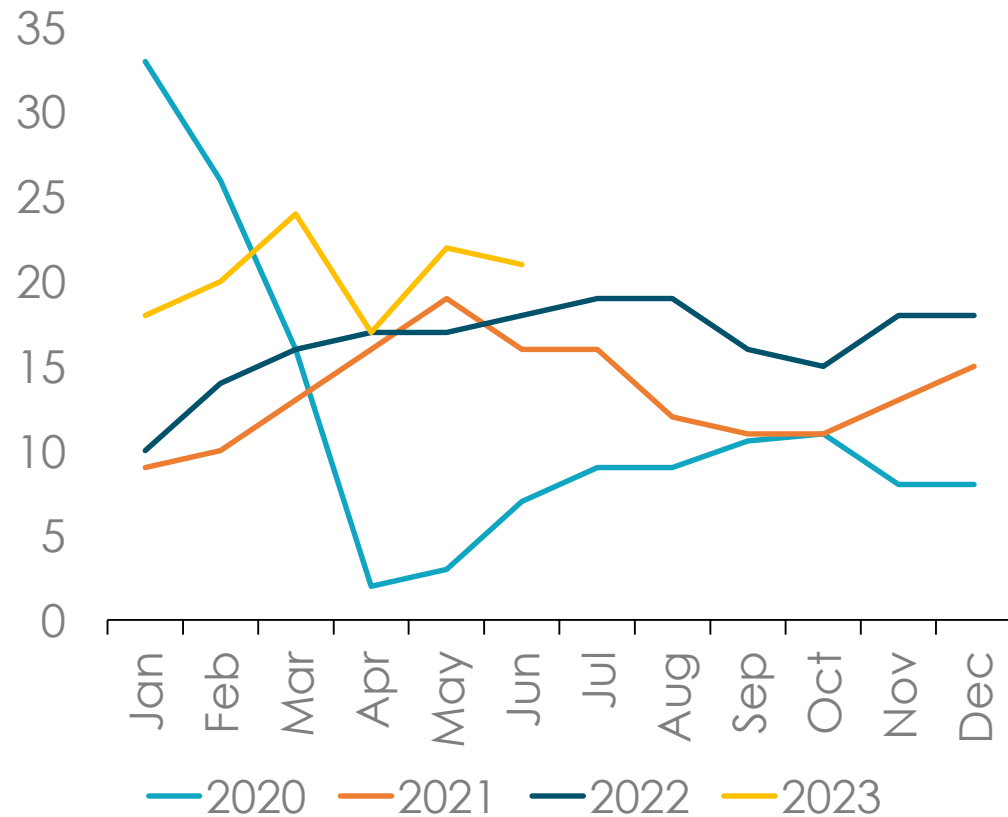
SUPPORTING CHARTS AND DATA



ONBOARD STATS

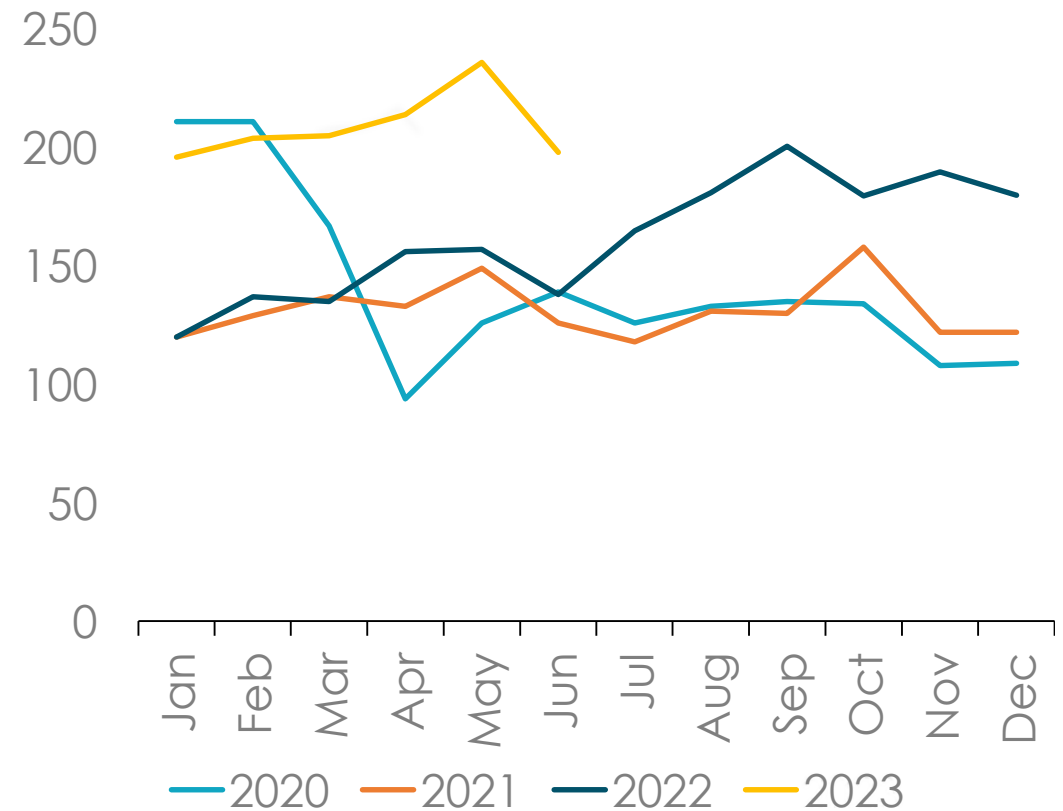
ADA

May-Jun '23 Average: 22



BICYCLE

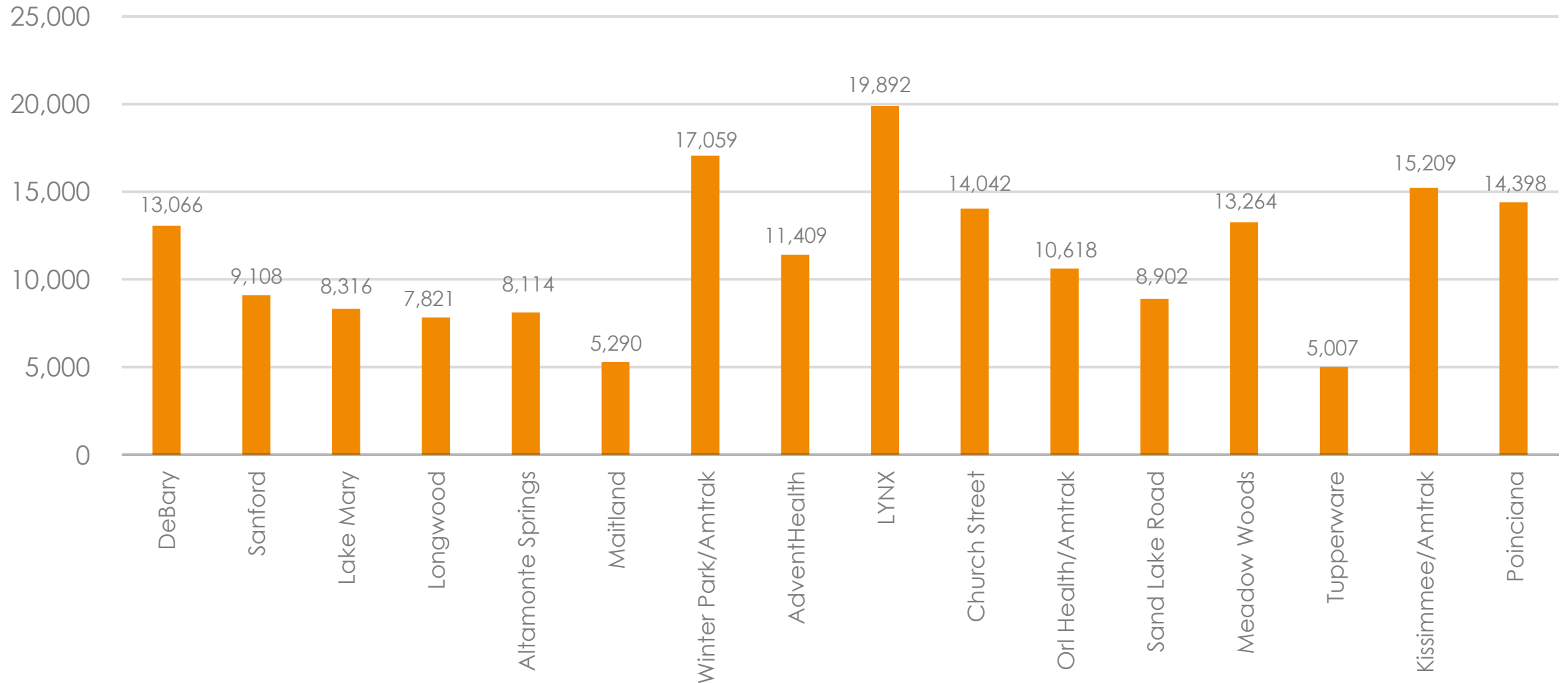
May-Jun '23 Average: 217





BOARDING BY STATION

RIDERSHIP MAY - JUN 2023

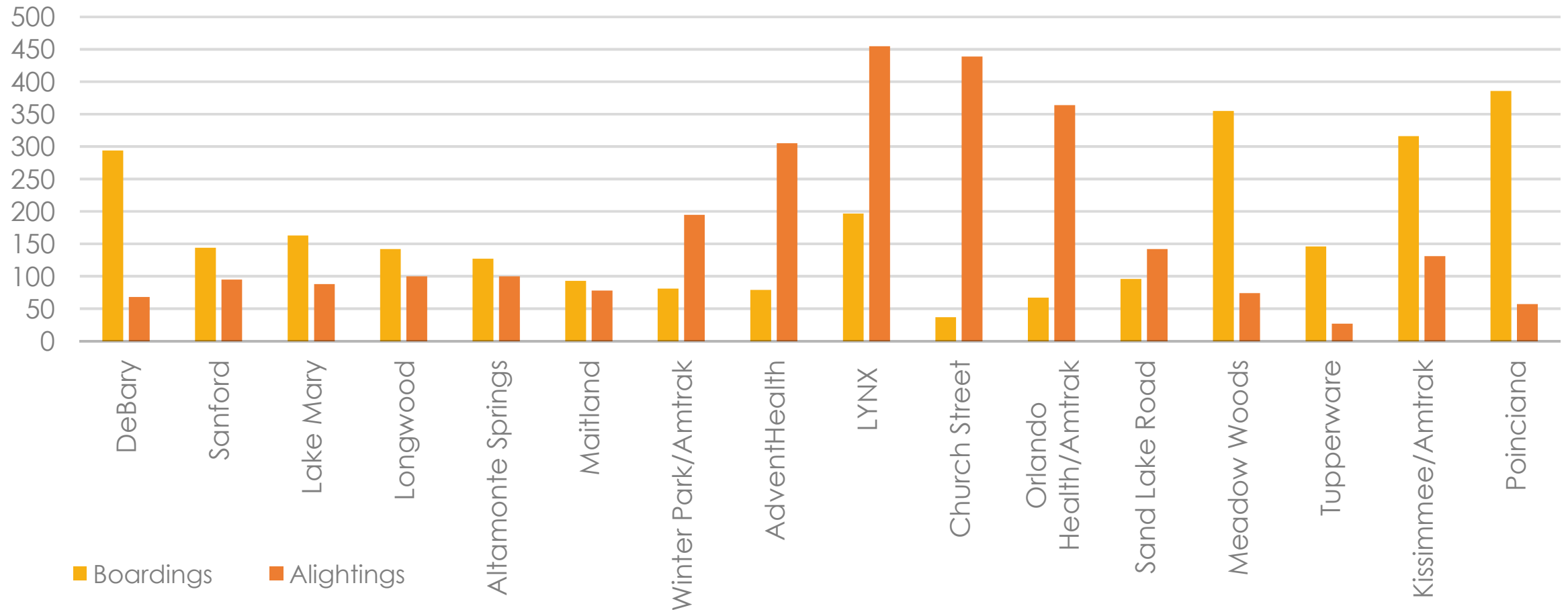




BOARDING & ALIGHTINGS

MAY - JUN 2023

AM PEAK
5:45AM - 8:45AM (NB FROM POINCIANA)

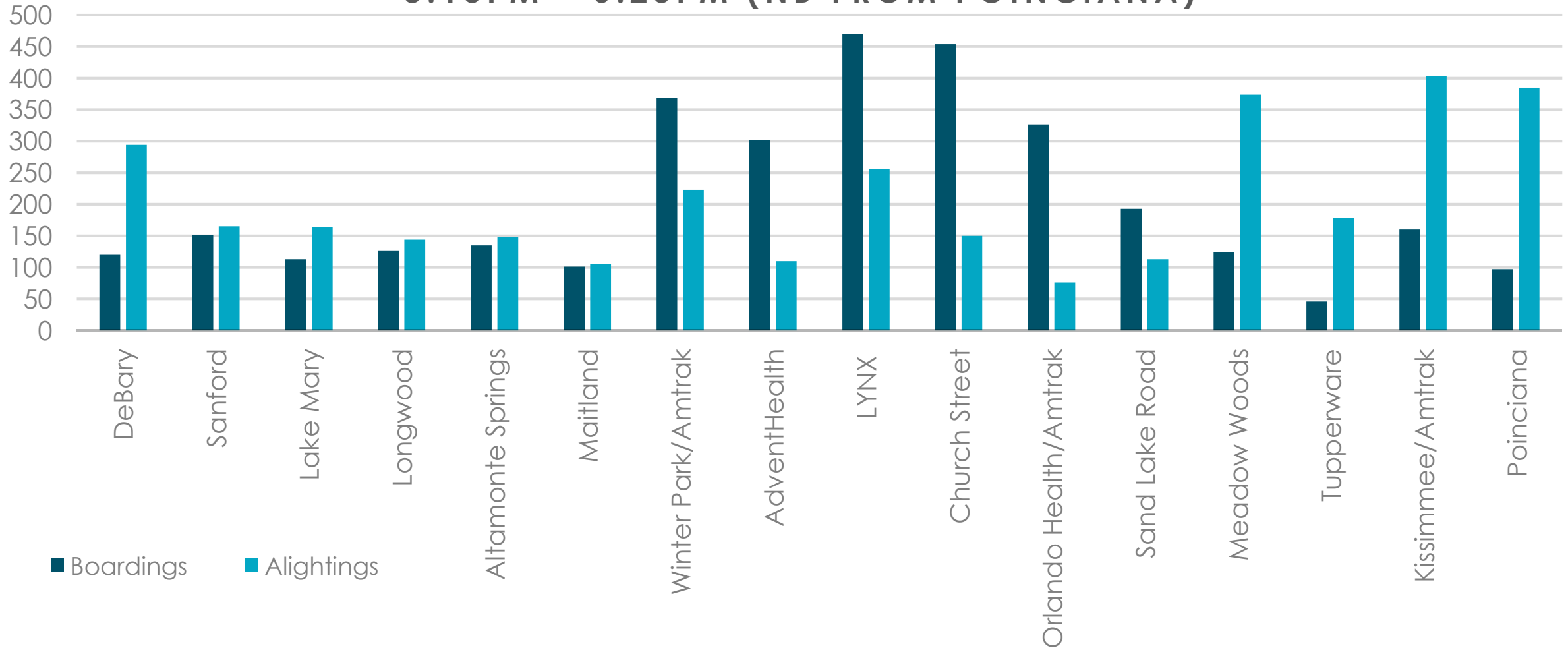




BOARDING & ALIGHTINGS

MAY - JUN 2023

PM PEAK
3:15PM - 6:25PM (NB FROM POINCIANA)

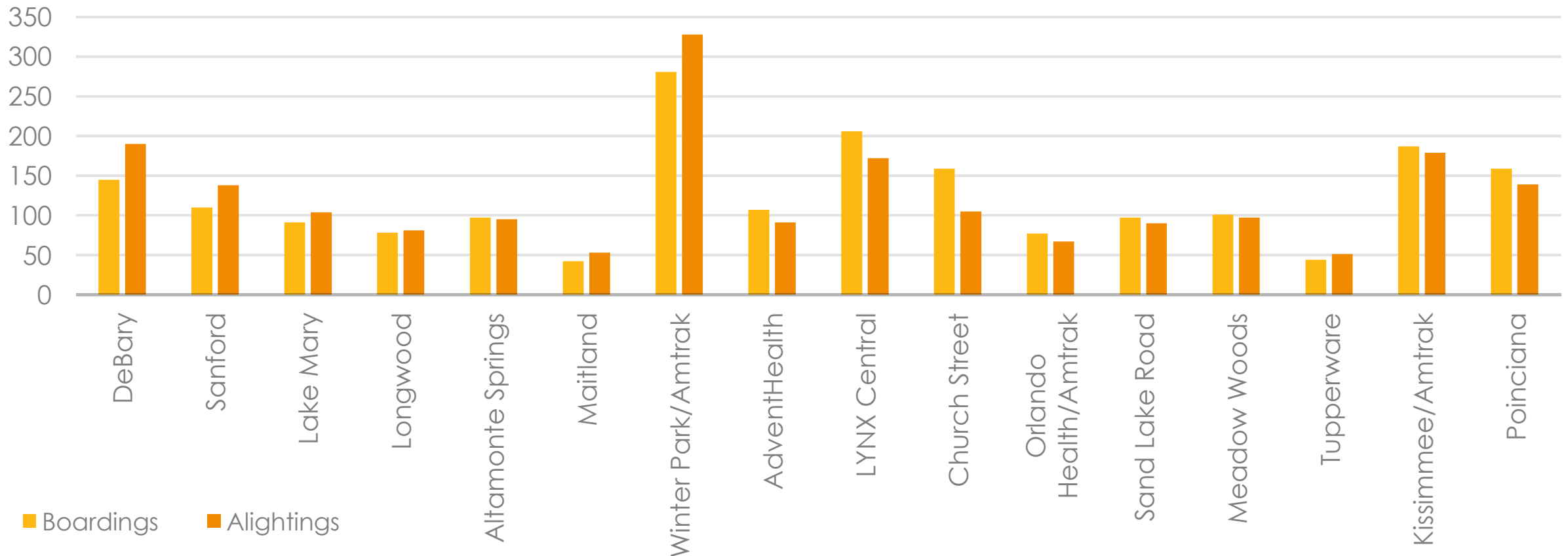




BOARDING & ALIGHTINGS

MAY - JUN 2023

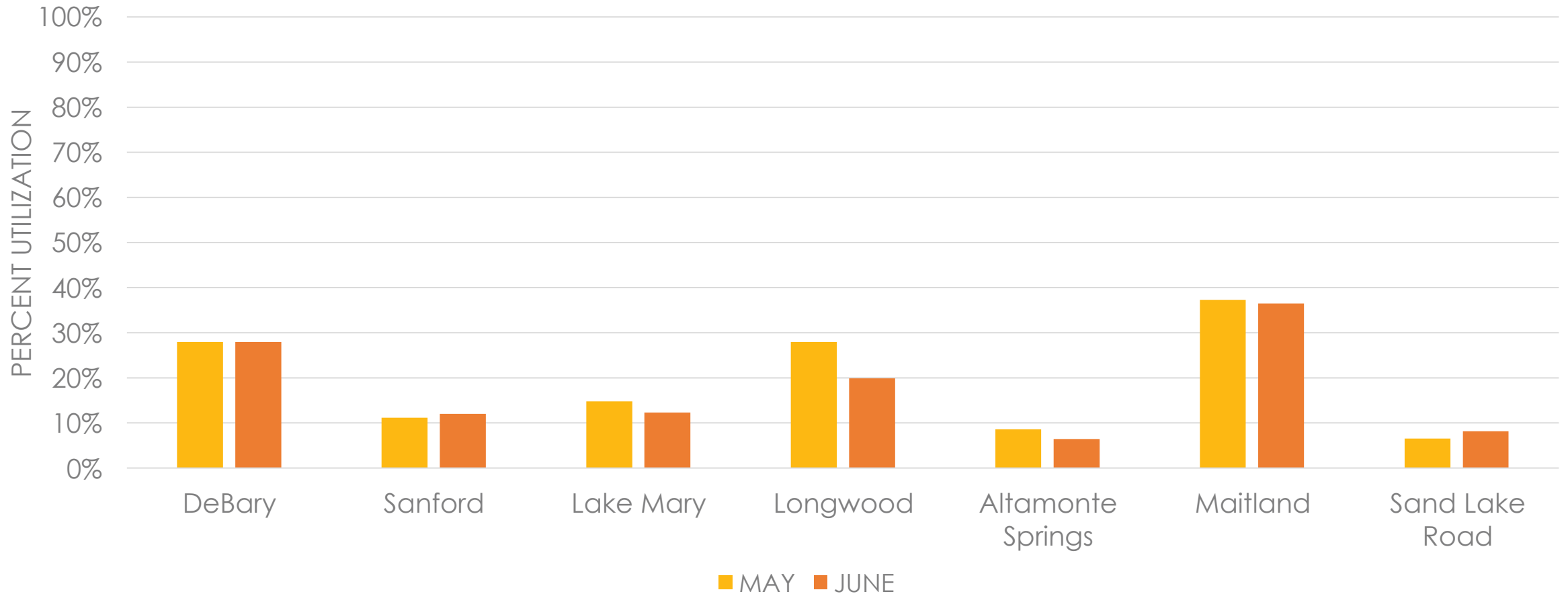
OFF PEAK
10:45AM - 2:45PM; 7:25PM - 9:55PM (NB FROM POINCIANA)





IOS STATION PARKING

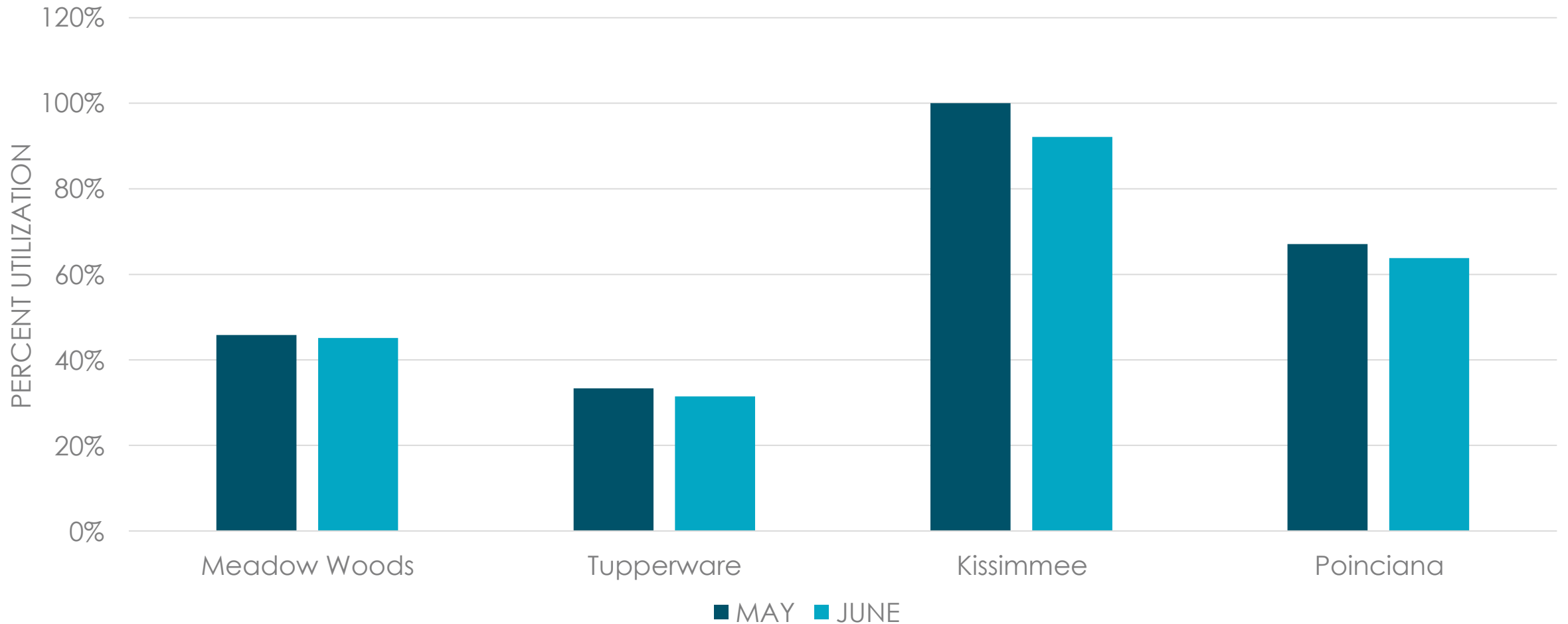
MAY - JUN 2023





SOUTHERN EXPANSION STATION PARKING

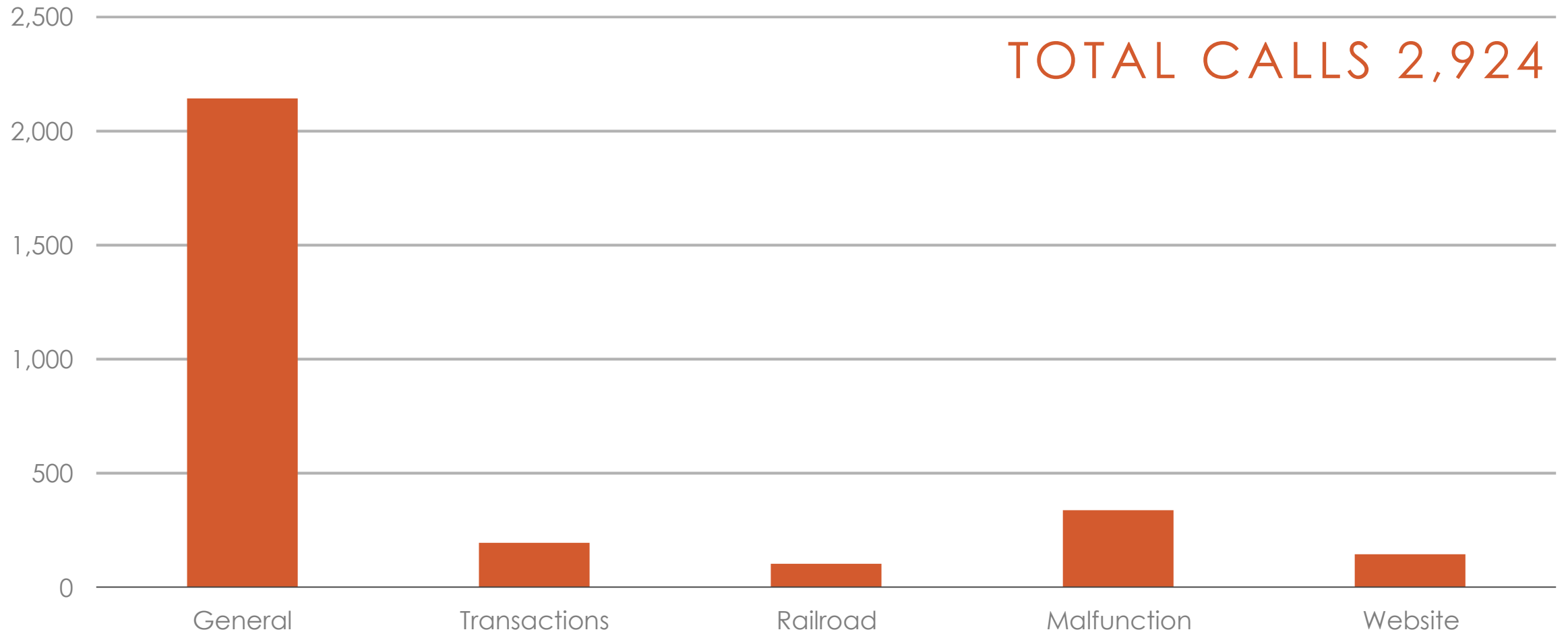
MAY - JUNE 2023





CUSTOMER SERVICE CALLS

MAY - JUN 2023





TRAIN PERFORMANCE DETAIL

MAY - JUN 2023

TRAIN PERFORMANCE OVERVIEW	Trains	Percentage
On-Time	1,619	92.0%
Late	139	8.0%
Annulled	2	0.1%
Total Trains Operated	1,760	100.0%

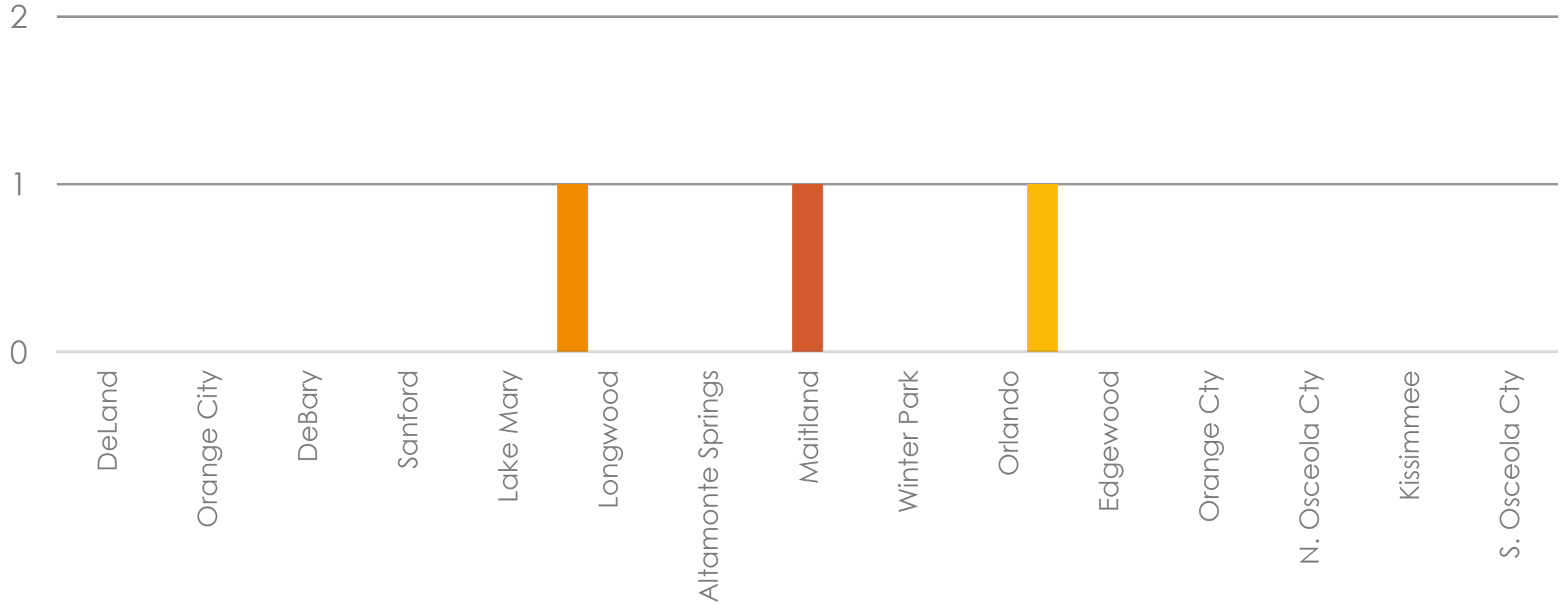
PERFORMANCE DETAIL	Days	Trains	Percentage
Dispatching	1	1	0.06%
Efficiency Testing	2	2	0.1%
Maintenance of Way	25	46	2.6%
Mechanical	11	22	1.3%
Other	6	8	0.5%
Passengers	9	9	0.5%
Police Activity	2	2	0.1%
Signals & Components	12	26	1.5%
Train Interference	5	7	0.4%
Trespasser/Grade Crossing/Near Misses	10	17	1.0%
Weather	1	1	0.06%
Total (Rounded)		141	8.0%

Note: Only categories with a value greater than zero are displayed and rounded to one decimal.



REVENUE INCIDENTS BY CITY/COUNTY

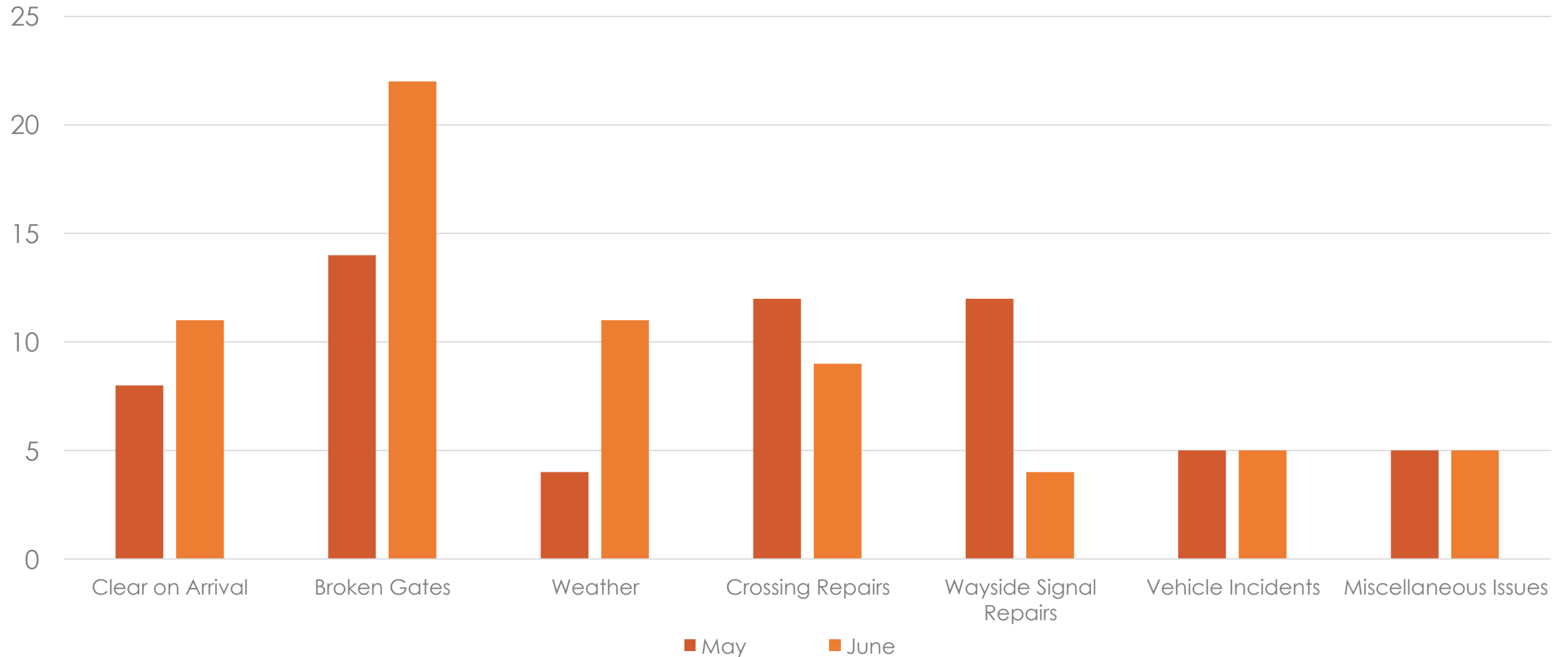
MAY - JUN 2023





CFRC SIGNAL SYSTEM INCIDENTS

MAY - JUN 2023





QUIET ZONES

JURISDICTION	STATUS
Edgewood	Quiet Zone Established
Orange County	Quiet Zone Established – Four-quadrant gates at Pine St & 4th St. – Schedule delayed for Mid-July(Ongoing Delays for Exit Gate Delivery
Maitland	Quiet Zone Established
Winter Park	Quiet Zone Established
Seminole County	Quiet Zone Established
City of Orlando	Quiet Zone Established
City of Kissimmee	Quiet Zone Established

Local communities may apply for quiet zones and information is available on the “About” page at SunRail.com

FY 22/23 OPERATING BUDGET UPDATE



OPERATING COSTS, CAPITAL MAINTENANCE AND CONSULTANT SUPPORT
Bombardier - Operations
Bombardier - Maintenance
Bombardier - Incentive/Disincentive
Conduent - Back-of-the-House Hosting
Conduent - Fare Equipment Maintenance
Herzog - Signal Maintenance of Way
Green's Energy - Fuel
Gallagher - Insurance
Amtrak - Heavy Vehicle Maintenance
Wells Fargo - Banking Services
Bank of America - Merchant Services (Banking)
MidFlorida - Armored Car Service
AT&T/Verizon - Wi-Fi Service
Fare Media Smart Card
Limited Use Smart Card
PTC O&M Costs
BTNA – COVID Decontamination Services
OPERATING COSTS SUBTOTAL

Feeder Bus Expenses
Capital Maintenance
Consultant Support

**TOTAL OPERATING COSTS, CAPITAL MAINTENANCE AND
CONSULTANT SUPPORT**

ANNUAL BUDGET
\$ 10,745,000
\$ 16,255,000
\$ 1,350,000
\$ 910,000
\$ 2,090,000
\$ 3,500,000
\$ 3,500,000
\$ 5,000,000
\$ 2,100,000
\$ 5,000
\$ 75,000
\$ 30,000
\$ 40,000
\$ 10,000
\$ 300,000
\$ 9,500,000
\$ 2,200,000
\$ 57,610,000

\$ 2,000,000
\$ 8,895,000
\$ 12,200,000

\$ 80,705,000

YEAR TO DATE MAY 31, 2023	
BUDGET	ACTUAL
\$ 9,849,583	\$ 9,692,244
\$ 14,900,417	\$ 14,821,265
\$ 1,237,500	\$ 954,391
\$ 834,167	\$ 830,632
\$ 1,915,833	\$ 2,051,506
\$ 3,208,333	\$ 3,681,714
\$ 3,208,333	\$ 2,813,392
\$ 5,000,000	\$ 3,850,920
\$ 1,925,000	\$ 1,487,755
\$ 4,583	\$ 3,346
\$ 68,750	\$ 61,647
\$ 27,500	\$ 19,020
\$ 36,667	\$ 5,550
\$ 9,167	\$ -
\$ 275,000	\$ 150,976
\$ 8,708,333	\$ 9,329,671
\$ 2,016,667	\$ 1,882,160
\$ 53,225,833	\$ 51,636,189

\$ 1,375,000	\$ 1,560,370
\$ 8,153,750	\$ 8,272,847
\$ 11,183,333	\$ 8,813,357

\$ 73,937,917 \$ 70,282,763

FY 22/23 OPERATING BUDGET UPDATE



OPERATING REVENUE	ANNUAL BUDGET	YEAR TO DATE MAY 31, 2023	
		BUDGET	ACTUAL
Farebox revenue	\$ 2,200,000	\$ 2,016,667	\$ 1,905,292
CSX usage fees	\$ 3,850,000	\$ 3,529,167	\$ 3,113,264
Amtrak usage fees	\$ 956,000	\$ 876,333	\$ 819,370
FCEN usage fees	\$ 21,500	\$ 19,708	\$ 11,854
Right-of-way lease revenue	\$ 125,000	\$ 114,583	\$ 132,165
Ancillary revenue	\$ 235,000	\$ 215,417	\$ 369,812
<i>Subtotal - System revenue</i>	\$ 7,387,500	\$ 6,771,875	\$ 6,351,758
FTA §5307 - Urbanized Area Grant Funds	\$ 20,843,886	\$ 20,843,886	\$ 20,843,886
ARPA Grant Funds	\$ 13,184,483	\$ 13,184,483	\$ 13,184,483
TOTAL OPERATING REVENUE	\$ 41,415,869	\$ 40,800,244	\$ 40,380,127



#SUMMERONSUNRAIL

This summer, SunRail promoted “Staying Cool” by taking the train to outdoor adventures, fun foodie spots, exciting events, and family friendly destinations.

Riders were encouraged to capture, post, and tag their favorite summer moment on SunRail between 7/3 and 7/21, for a chance to win a SunRail Summer Pass with unlimited trips for up to four adults, to use through 8/18/2023.

