



# TECHNICAL ADVISORY COMMITTEE

JULY 12, 2023





Central Florida Commuter Rail Commission  
Technical Advisory Committee

---

**Date:** July 12, 2023  
**Time:** 2:00 p.m.  
**Location:** LYNX Central Station  
2<sup>nd</sup> Floor Open Space Room  
455 North Garland Avenue  
Orlando, Florida 32801

---

***PLEASE SILENCE CELL PHONES***

---

- I. Welcome**
  - II. Call to Order and Pledge of Allegiance**
  - III. Confirmation of Quorum**
  - IV. Chair's Remarks**
  - V. Action Items**
    - a. April 12, 2023, Meeting Minutes Approval
  - VI. Public Comments**
  - VII. Discussion Items**
    - a. Agency Update – Michael Carman, CFRC/SunRail Director of Operations
    - b. Bus Connectivity
      - i. LYNX – Bruce Detweiler
      - ii. Votran – Bobbie King
-



# Central Florida Commuter Rail Commission

## Technical Advisory Committee

---

### VIII. Transition Update

#### IX. Sunshine Corridor Update

- a. Project Update

#### X. Committee Member Comments

#### IX. Next Meeting - Proposed

- a. Next Meeting –October 11, 2023, at 2:00 p.m. LYNX Open Space Room

#### XII. Adjournment

*Public participation is solicited without regard to race, color, national origin, age, sex, religion, disability or family status. Persons who require accommodations under the Americans with Disabilities Act or persons who require translation services (free of charge) should contact Roger Masten, FDOT/SunRail Title VI Coordinator 801 SunRail Dr. Sanford, FL 32771, or by phone at 321-257-7161, or by email at [roger.masten@dot.state.fl.us](mailto:roger.masten@dot.state.fl.us) at least three business days prior to the event.*

# Technical Advisory Committee Meeting

April 12, 2023

2:00 pm

LYNX Central Station

## Attendees

Tawny Olore, Osceola County, TAC Chair Renzo Nastasi, Orange County Alyssa Eide, City of Maitland Keith Moore, City of Winter Park Joseph Barker, City of DeBary Miten Patel, City of Sanford Shad Smith, City of Longwood Christopher Carson, City of Lake Mary Crissy Martin, City of Orlando Alex Trauger, MetroPlan Orlando	Brian Stanger, FDOT David Cooke, FDOT Michael Carman, SunRail Sandra Gutierrez, SunRail Kim Hymes, SunRail Kristalyn Stewart, Evolve Mark Calvert, Evolve Bobbie King, Volusia County Bruce Detweiler, LYNX
--	---

## Minutes

**The meeting was called to order by TAC Chair, Tawny Olore, at 2:00 p.m.**

### **Pledge of Allegiance**

### **Quorum was met**

### **Announcements**

- David Cooke was introduced as the FDOT District 5 Rail Administration Manager. David is helping with transition, helping collect information and providing guidance.
- CFCRC Meeting for April has been cancelled.

### **Action Item:**

- January 11<sup>th</sup> meeting minutes were approved.

### **Public Comment:**

- No public comments were made.

### **Agency Update:**

**Presenter:** David Cooke

- Saturday Success
  - March 4<sup>th</sup> ridership was nearly 11,000, with four different activities going on in downtown Orlando with the Monster Trucks Show at Camping World Stadium, the Orlando City Soccer game over at Exploria Stadium, and concerts held at the Amway Center and at the Dr. Phillips Performing Arts Center. Special thanks to the crews handling such large crowds that day.
  - Operated 18 trains between 2pm – 12:46am
  - Many first-time riders
  - Top destinations were Church Street and Winter Park
  - Most riders came from DeBary and Poinciana
  - Many trains were at capacity, and all riders were able to board final trains
  - Incredible media coverage and marketing support.

- **Marketing Promotions**
  - SunRail continues to be the perfect way to explore Central Florida including:
  - Winter Park Sidewalk Art Festival Friday 17<sup>th</sup> over 9,000 riders, on a regular workday
  - NCAA March Madness- there was a basketball game at the Amway Center.
  - Choo-Choo to the Zoo came back with a FREE shuttle from the Sanford SunRail Station to the Central Florida Zoo & Botanical Gardens. The event generated about 250 passengers a day, supported by AdventHealth for the trolley, that took riders over the zoo. They provided a 20% discount on admission to zoo.
- IOA Corporate 5K returns on Thursday, May 4, 2023. Runners or walkers will ride free if they wear their bibs that day; there'll be a big turnout for that as well.
- **Phase 2 North Updates**
  - Grade crossing upgrades underway at Old New York Ave, Olson Corp, Alexander Drive, and Fort Florida Road.
  - Adding 4 miles of double track from north of the French Avenue Bridge to the new DeLand Station.
  - Station construction will include a new 120-space parking area shared by SunRail and Amtrak.
  - The project extends from DeBary north to Deland.
  - There has been some ongoing work with the railroad signals, some of the crossings and preparation has been slightly delayed due to weather and the Gopher Tortoise surveys out there. Clearing should probably begin in the next week or so.
- **Mobile Ticketing Custom Screen Development**
  - QR Code generation for Ticket Purchase and Validation
  - Animated Central Florida Custom Cityscape Background
  - Ticket Validation for Conductor Inspection
  - We have had some issues with supply chain and logistics; we are reviewing back-office server, and the programming for integration.
  - Working with moovel to tighten the schedule. We are working with them to open with the mobile app first and then move into the logistics of installing the fare equipment on the platforms for the go live date.
- **SunRail On-Time Performance Average**
  - Our on-time performance, again, actual on-time performance, averaging about 93%.
  - January - March 2023

Goal = 95%	Actual = 92.7%	Contract = 98.3%
------------	----------------	------------------
  - Above Average

On-Time 30 Days	65 Operating Days	Ran 2,600 Trains
-----------------	-------------------	------------------
- **PTC Success**
  - 2023 Year to Date\* PTC Active Operating Percentage (Through March 24, 2023):

SunRail 99.8%	CSX 99.9%	Amtrak 99.6%
---------------	-----------	--------------
- Mr. Cooke opened the floor up for committee member comments regarding the agency update. Ms. Olore asked how the ridership is going.
  - Mr. Cooke responded that ridership has been up in March close to 120,000 riders, up 31% year to date.
  - Mr. Michael Carman added there are 4,900 average riders per day. Before the pandemic, we were up at around 7,000 average riders. It dropped down to about 700 per day during the pandemic.

- Ms. Olore asked how riders were spread out between leisure and commuters.
  - Mr. Carman responded, there are more leisure riders than ever before, between commuters going to work from outside stations like Poinciana and DeBary, coming into downtown Orlando for work.
  - Ms. Olore asked Crissy Martin if the ‘Towers’ was open, and if there was a lot of teleworking occurring.
  - Ms. Martin responded that she has seen several promotions and events contributing to leisure riders.
  - Mr. Carman shared that Evolve has done a great job getting riders to these locations that maybe hasn’t had a lot of traffic before.
- Ms. Olore asked about safety, have we had many accidents?
  - Mr. Carman stated we have not, the overall incidents were at 14 and now this year at zero. Marketing and safety promotions have really helped a lot in spreading awareness.
- Ms. Olore asked about the budget and noticed it was not in the PowerPoint presentation. She went on to explain that this body is very important as we get ready for transition. The TAC’s role is to let the CFCRC know what is going on with transition. There are certain things that this body is supposed to be approving and therefore would like to see FDOT add more details on the technical side. As we approach transition, the CFCRC will need to act more as the governing board and we (the TAC) will need to act as more of an advisory board. No date yet but it is still looming.
  - Mr. Cooke responded that he understood and would work with SunRail staff to ensure those technical details are added into future TAC presentations.

**LYNX Bus Connectivity**

**Presenter:** Bruce Detweiler

- LYNX Fixed-Route Average Daily Boardings & Alighting by SunRail Station Area
  - February 2023; we saw a 29% increase from the previous year, and for
  - Total fiscal year 2023, we are seeing a 15% increase from last fiscal year.
  - Highest connectivity stations continue to be Sanford, Advent Health, Sand Lake Road, and Winter Park.
- LYNX Feeder Bus Route Analysis (Phase 2 South Routes)
  - January 2023 - All the fixed routes and one Neighbor link had an increase in ridership when we compare it to last January. However, one of the Neighbor link routes did have a decrease in ridership.
  - February 2023 - All fixed routes and Neighbor link services did experience an increase in ridership when we compare those to last February.
- Ms Olore asked about the 831 rebounding back, do you know what happened in that one month, the - 44%?
  - Mr. Detweiler responded that route does serve Valencia College. It might have been a drop due to the holiday.
- Ms Olore, I know we combined the neighbor link (routes 631 and 632). Is that working well?
  - Mr. Detweiler responded it is better now with that one combination. It is up and down but seems to be doing well. There were some complaints in the beginning, and they may have worked out some of those operational issues. We may target this route later on, when we go to true ‘on Demand’, where we get rid of the two-hour reservation window and go more like an Uber type service. We may use that as a pilot. That may even increase ridership even more.
  - Ms. Olore asked when do you think that is?

- Mr. Detweiler stated nothing definite, but I think we have the capability, just haven't done it yet. May be pushed out later this year.

**Votran Bus Connectivity:**

**Presenter:** Bobbie King

- Bobbie King introduced herself as the Transit Services Director for Volusia County and will be presenting at these meetings moving forward as the lead representative for Votran.
- This update will now be reported on by Volusia County as they will be managing these administrative functions moving forward. It was decided to create a small division, to oversee Votran, and possibly some other things in the future. We brought some administrative functions from Votran into the County to create that division.
- We have had pretty static numbers, for the last couple years, with the exception of the last couple of months. Ridership seems to be dropping and are researching further to better understand why that is. Other than that, if it hadn't been for those two months (Feb/Mar), I think we'd be on track for our normal average for the year.

**Sunshine Corridor Update**

**Presenter:** Brian Stanger

- **Recent Program Meetings**
  - Sunshine Corridor Working Group last met on March 31<sup>st</sup> with the next one scheduled for April 14<sup>th</sup>
  - The corridor map is shown to reorient you, the map here shows the solid red line from OIA, that runs westerly, essentially out to I-4 and down to South International Drive.
- **Grant Opportunities**
  - At this time, FDOT is not targeting the FRA grant application this cycle, but we are moving forward working with partners for future cycle deadlines
  - Brightline continues to invest in the development of intercity rail from OIA to Tampa
  - Additional Federal funding opportunities will be pursued as they come up
  - FDOT is leading the development of the Memorandum of Understanding (MOU)
- **Memorandum of Understanding Development**
  - The Working Group is currently reviewing the MOU that has been developed by the Department in coordination with the Steering Committee, Brightline, Universal, and Orlando Right Rail are also active in that process.
    - MOU will address items such as: Right of Way, Access, Dispatch, Phasing/costs, just to name a few.
- **Ridership Study**
  - Study being updated based on anticipated future conditions.
  - Receiving additional data from Brightline for the ridership study from a visitor's preference study conducted on behalf of Universal at OIA recently, will be uploading that into the model as we move forward.
- **FTA - Capital Investment Grants Program**
  - FDOT is currently working on a memo to address the FTA's request for an update on the existing Small Starts project (Expansion to OIA). It was labeled Phase 3 – OIA Connector as it extends essentially from OIA to SunRail's mainline.
  - It is intended to merely provide an update about the OIA Connector Project and related work by the partners to determine the viability of the project.
  - The Working Group is discussing options related to the future of that project as it relates to the Sunshine Corridor.
  - Some potential options include:
    - Withdraw/pause current SunRail project to the OIA (step backwards) and start over with the larger project – do a larger NEPA project and re-apply for Project Development.

- Expand the existing SunRail project currently in the CIG Program to include the Sunshine Corridor Extension.
- Complete the current SunRail Phase 3 OIA Connector – and do the Sunshine Corridor to the west as a separate project.
- Complete a hybrid intercity/commuter rail project working with FRA and FTA as “cooperating agencies”.
- **Next Steps**
  - Complete the ridership study
  - Complete the MOU
  - Potentially start a Transit Concept and Alternatives Review (TCAR) Study
  - Submit CIG Project Update to FTA

Mr. Stanger opened the floor to comments from the committee.

- Mr. Shad Smith asked who is involved in the development of the MOU? Mr. Stanger replied that they are working with the locals to identify who all the key players are and their corresponding roles. Brian will get back to the committee with a more definitive response.
- Mr. Joseph Barker asked a two-part question - when the Sunshine Corridor would be open to the public and has there been any studies about how this will impact SunRail operationally?
  - Mr. Stanger replied that there really isn’t a set timeframe at this point. In the midst of working with all the partners and trying to figure out which combination of alignments will work and then will determine the timeline. As far as existing SunRail service, I’m assuming we would not affect that at all.
  - Ms. Olore indicated that we are early in the study phase but if there was service from the airport to the SunRail mainline that introduces a whole new operation of a seven-day service and that would have to be evaluated. SunRail service now is focused around commuters, but we are seeing a lot more leisure activity. It looks like it wants to be more of a seven-day service as would be expected when you get to an airport. There is a demand on two fronts, right now there is a demand for seven-day service for just leisure activity and if we went to the airport, there would definitely be a demand for that as well.
  - Mr. Barker asked do you think that taking a step back and consolidating for a bigger project would disrupt the timeline for an airport mainline connection?
  - Mr. Stanger replied the Brightline connection is moving forward and is supposed to open this summer.
  - Ms. Olore stated that it should be in place by the end of this year. We should have service from OIA to Miami, and Brian talked about it potentially expanding to Tampa. This study would be looking to getting a rail connection to the airport. I think DOT, the region, city etc. have good insight to serve the commuter by connecting.
- Mr. Chris Carson of Lake Mary asked what the status on Brightline is for opening their new station at OIA? Crissy Martin responded that there is a ceremony already planned for at the end of April.

**Transition Update**

**Presenter:** Tawny Olore

- WSP was giving an update on the transition, but they have now completed their analysis and their report. What they're waiting for now is to finish an implementation schedule; we've still got some outstanding items that we're working with DOT on such as contracts, encroachments; a handful of items that we're meeting with DOT at least on a monthly basis.
- Through this year, we will be finalizing those negotiating items and finalizing the implementation schedule.
- DOT has asked us to have a Transition Agreement established with the CFCRC. These handful of issues will help set that Transition Agreement with DOT probably by the end of this year. We will have more of these issues solidified, more of a roadmap in front of us, and then it will be sort of a countdown to transition.




- We are within 1 ½ years to transition; this really becomes important because this committee is the technical arm of the governing board. It will be very important to have updates of the system and updates of the budget. There are specific items that this committee has to do and then report back to the CFCRC.
- We will be getting our arms wrapped around that and sort of changing the format and making sure that we hit all of those boxes.
- DOT was leading this effort through the funding period. They have been in charge of the system and giving us updates. We are basically advisors to them right now. We have to actually govern the system and we will soon be the advisors to our governing board.
- I will be working on a format with DOT and transitioning this board committee over.

**Committee Member Comments**

- Mr. Joseph Barker offered congratulations to the City of Orlando for a job well done on the March 4<sup>th</sup> events. We are very excited for Debarry’s future as a target of leisurely travel as our Transit Oriented Development and we expand our bike and trails system.
  - Ms Olore responded how is the TOD doing?
  - Mr. Barker continued we recently issued a development order for the mixed-use development. There will be retail in the front. Waiting for a final site plan to be submitted. Looking forward to our downtown groundbreaking at the end of this year, or early 2024.

Next meeting is scheduled for July 12<sup>th</sup> at 2:00 p.m., Lynx Central Station, Administration Building, 2<sup>nd</sup> Floor

**Meeting adjourned 2:43 p.m.**



# PLEDGE OF ALLEGIANCE

## (Please Stand)

I pledge allegiance to the Flag of the United States of America, and to the Republic for which it stands, one Nation under God, indivisible, with liberty and justice for all.

# TITLE VI



This meeting, project, or study is being conducted without regard to race, color, national origin, age, sex, religion, disability or family status. Persons wishing to express their concerns relative to FDOT compliance with Title VI may do so by contacting:

## **ROGER MASTEN**

SunRail Title VI Coordinator

801 SunRail Drive

Sanford, Florida 32771

[Roger.Masten@dot.state.fl.us](mailto:Roger.Masten@dot.state.fl.us)

## **STEFAN KULAKOWSKI**

State Title VI Coordinator

605 Suwannee Street, MS65

Tallahassee, Florida 32399

[Stefan.Kulakowski@dot.state.fl.us](mailto:Stefan.Kulakowski@dot.state.fl.us)



WELCOME



# CHAIR'S REPORT

Crissy Martin, TAC Member



# APPROVAL

ADOPTION OF APRIL 12, 2023 MEETING MINUTES



# PUBLIC COMMENTS



# AGENCY UPDATE

MICHAEL CARMAN

CFRC/SUNRAIL DIRECTOR OF OPERATIONS





# DELAND EXCITEMENT!

Successful groundbreaking ceremony was held this week

- Over 300 people attended
- Amazing local turnout and support
- New TOD announced

## Grand Opening Summer 2024!

**YOU'RE INVITED**

DELAND STATION  
**GROUNDBREAKING CEREMONY**

MONDAY  
May 22, 2023

BOARDING TIME  
9:00 - 9:15 AM

DUE TO PARKING LIMITATIONS AT THE DELAND STATION, GUESTS ARE ASKED TO BOARD A SPECIAL NORTHBOUND TRAIN AT THE DEBARY SUNRAIL STATION.

DeBary SunRail Station

**EVENT PARKING**

Due to parking limitations at the DeLand Station, guests are asked to board a special northbound train at the DeBary SunRail Station.

**SUNRAIL DEPARTURE**

Credentials will be available at 8:30 AM. The train will begin boarding at 9:00 AM with a northbound departure time of 9:15 AM

**SUNRAIL DELAND STATION  
GROUNDBREAKING EVENT AGENDA**

Event Registration Begins	8:30 AM
SunRail Special Event Train Boarding	9:00 AM
SunRail Train Departs at DeBary Station	9:15 AM
SunRail Train Arrives at DeLand Station	9:30 AM
Station Welcome	9:35 AM
DeLand Groundbreaking Ceremony	10:00 AM
SunRail Train Departs for DeBary Station	10:45 AM



# DELAND GROUNDBREAKING





# DELAND GROUNDBREAKING





# DELAND GROUNDBREAKING





# DELAND GROUNDBREAKING





# DELAND GROUNDBREAKING






# NEW SAFETY VIDEOS GO VIRAL!

New safety video series containing official footage from the engineer's view reminds drivers to:

- Never stop on the tracks
- In case of emergency, break the gate

In April, the two videos went viral with comments/shares from all over the country

- Total Impressions to Date: **4.8 million**
- Total Engagement to Date: **1.1 million**





# IOA 5K SUCCESS!

SunRail partnered with Track Shack again to allow riders to travel for free, with their bib number, to and from the Simply IOA Corporate 5k race at Lake Eola

- Over 1,000 racers took SunRail to and from Church Street Station
- Extra 9:15pm northbound train supported everyone going home from event
- Exciting earned media coverage promoted riding SunRail







# GROUP SALES GROWTH

Group rides are on the rise

- Over 2,000 riders so far this year
- Several groups scheduled for summer
- Increasingly popular with special needs schools who teach the importance of public transportation and rail safety to their students





# DELAND UPDATES

Grade crossing improvements continue



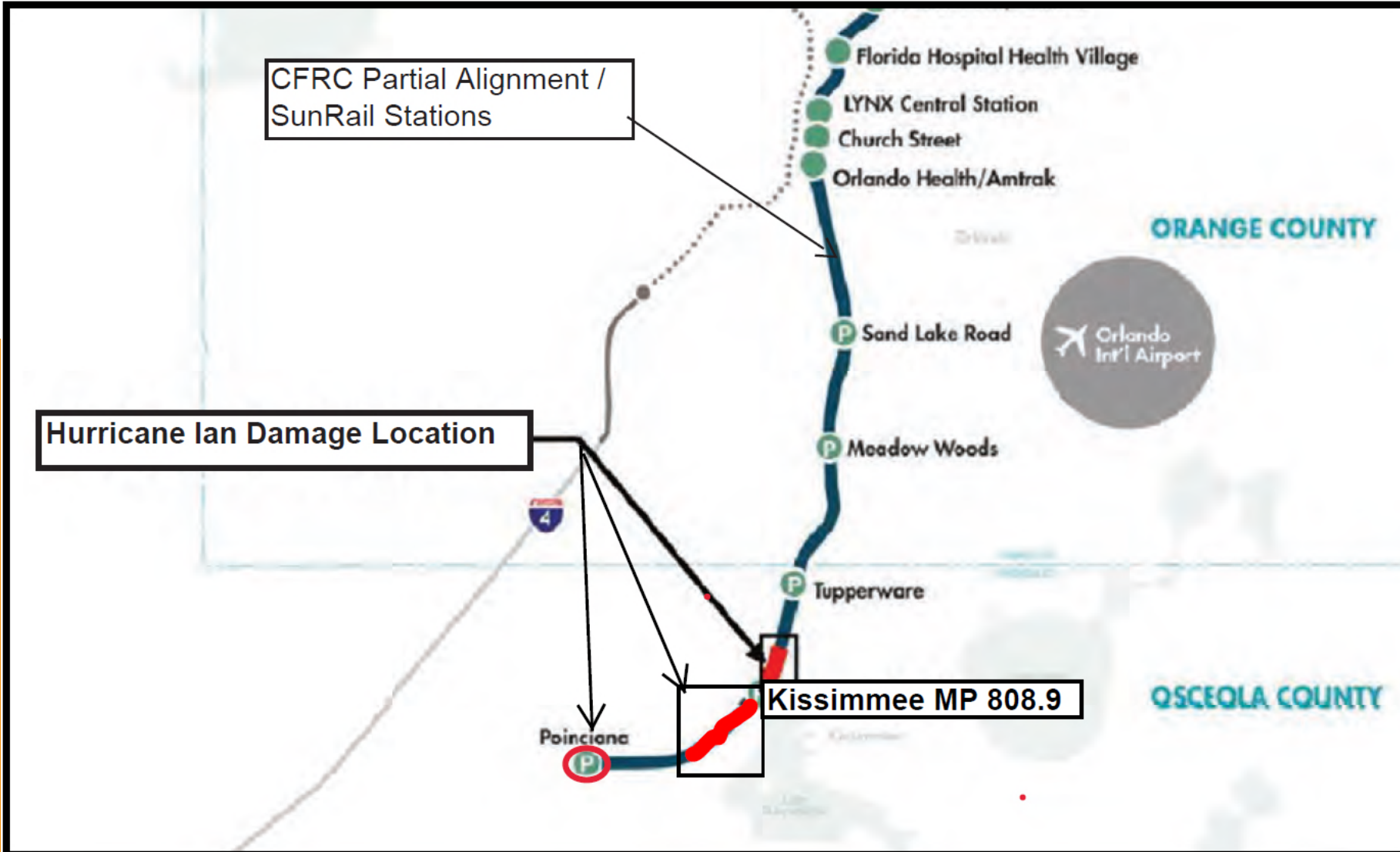


# DELAND UPDATES

Clearing and site work for the Deland Station is progressing



# SUNRAIL HURRICANE IAN DAMAGE - DRAINAGE IMPROVEMENTS IN OSCEOLA COUNTY





# SUNRAIL HURRICANE IAN DAMAGE - DRAINAGE IMPROVEMENTS IN OSCEOLA COUNTY

MP 806.9 Washout at East Lake Canal - concrete Arch and 8.5 ft diameter CSP. CFRC Mainline out of service



CFRC Mainline Track1 out of service



# SUNRAIL HURRICANE DAMAGE IMPROVEMENTS IN OSCEOLA COUNTY





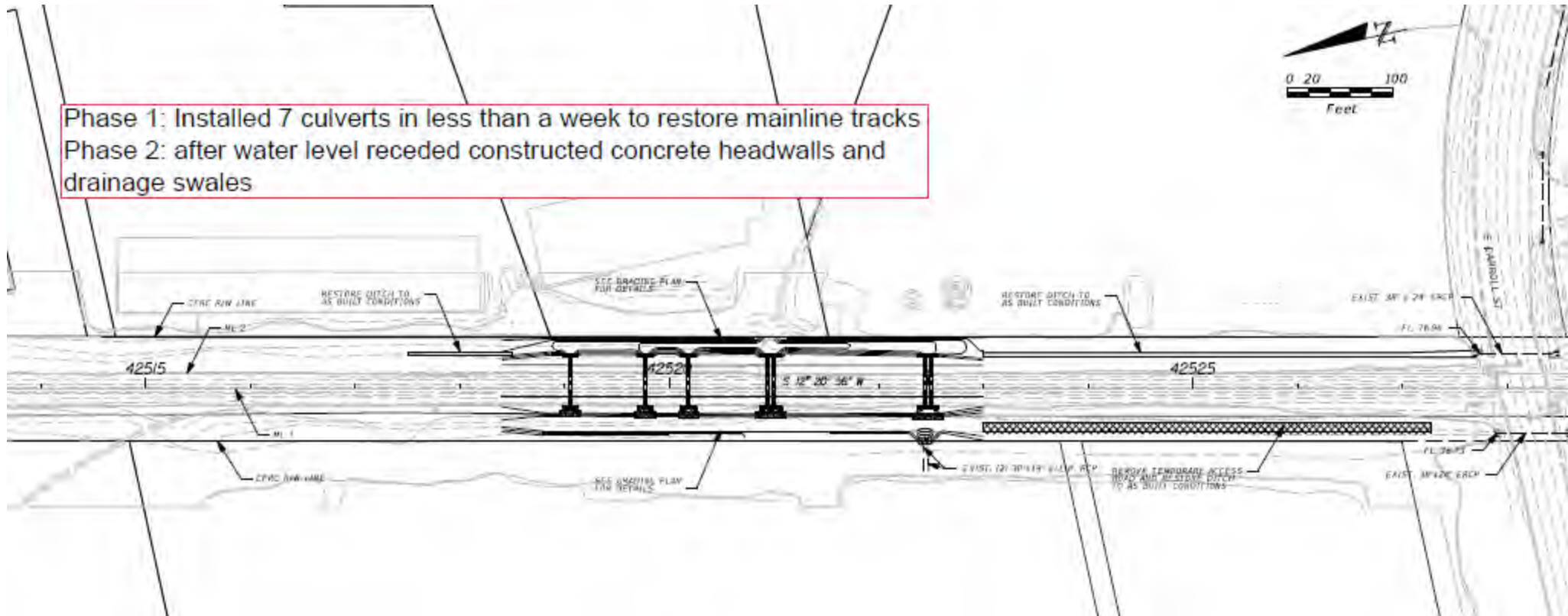
# DAMAGE IMPROVEMENTS IN OSCEOLA COUNTY North of E. Carroll Street, Kissimmee





# DAMAGE IMPROVEMENTS IN OSCEOLA COUNTY North of E. Carroll Street, Kissimmee

Phase 1: Installed 7 culverts in less than a week to restore mainline tracks  
Phase 2: after water level receded constructed concrete headwalls and drainage swales







# DAMAGE IMPROVEMENTS IN OSCEOLA COUNTY North of E. Carroll Street, Kissimmee





# DAMAGE IMPROVEMENTS IN OSCEOLA COUNTY North of E. Carroll Street, Kissimmee





# 2023 SUNRAIL TRANSIT ORIENTED DEVELOPMENT STUDY & PRESENTATION IN DEVELOPMENT





# 2023 SUNRAIL TRANSIT ORIENTED DEVELOPMENT STUDY TO INCLUDE

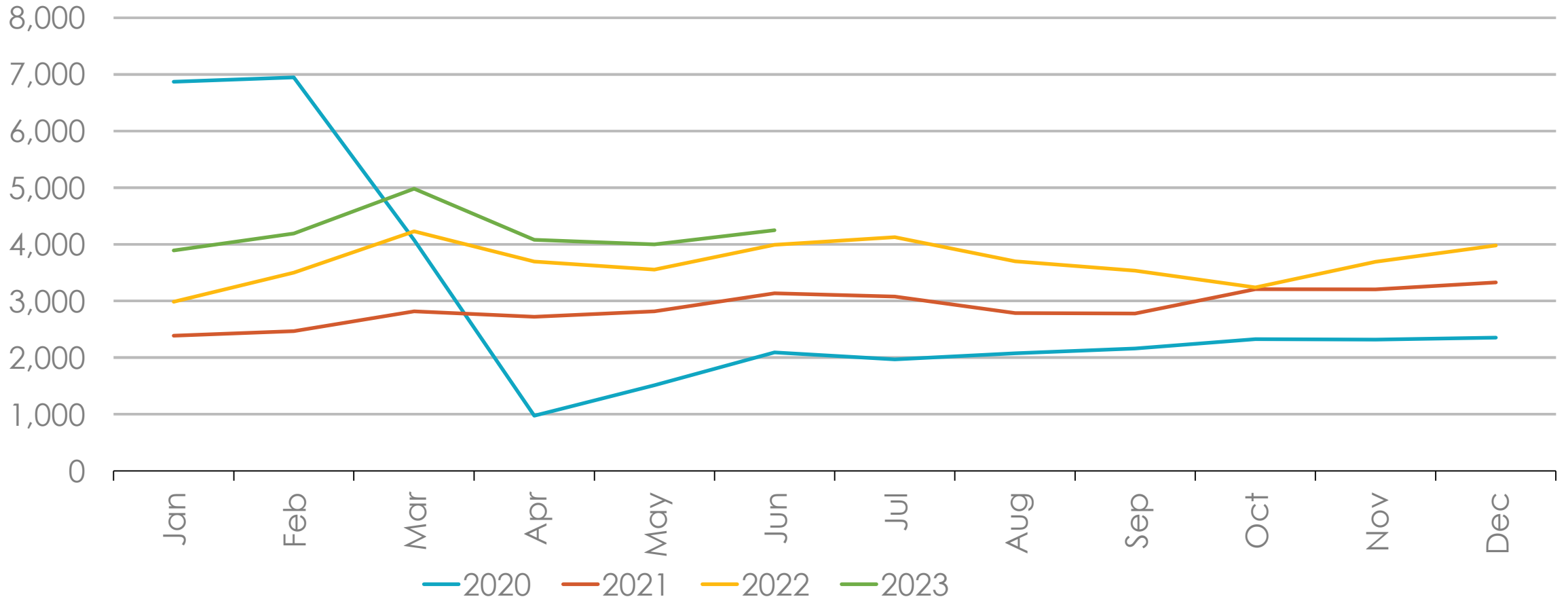
- Updated project videos
- Permanent and temporary job creation data
- New tax revenues by project and county
- Increased land values
- Interactive platform for user-friendly presentations





# AVERAGE DAILY RIDERSHIP

APR-JUN AVERAGE - 4,108



FY 22/23 OPERATING  
BUDGET UPDATE



OPERATING COSTS, CAPITAL MAINTENANCE AND CONSULTANT SUPPORT
Bombardier - Operations
Bombardier - Maintenance
Bombardier - Incentive/Disincentive
Conduent - Back-of-the-House Hosting
Conduent - Fare Equipment Maintenance
Herzog - Signal Maintenance of Way
Green's Energy - Fuel
Gallagher - Insurance
Amtrak - Heavy Vehicle Maintenance
Wells Fargo - Banking Services
Bank of America - Merchant Services (Banking)
MidFlorida - Armored Car Service
AT&T/Verizon - Wi-Fi Service
Fare Media Smart Card
Limited Use Smart Card
PTC O&M Costs
BTNA – COVID Decontamination Services
<b>OPERATING COSTS SUBTOTAL</b>

Feeder Bus Expenses
Capital Maintenance
Consultant Support

**TOTAL OPERATING COSTS, CAPITAL MAINTENANCE AND CONSULTANT SUPPORT**

FISCAL YEAR END JUNE 30, 2023	
BUDGET	ACTUAL
\$ 10,745,000	\$ 10,573,357
\$ 16,255,000	\$ 16,117,454
\$ 1,350,000	\$ 1,042,304
\$ 910,000	\$ 906,144
\$ 2,090,000	\$ 2,225,181
\$ 3,500,000	\$ 3,981,865
\$ 3,500,000	\$ 2,976,817
\$ 5,000,000	\$ 3,850,920
\$ 2,100,000	\$ 1,637,249
\$ 5,000	\$ 3,659
\$ 75,000	\$ 67,620
\$ 30,000	\$ 21,000
\$ 40,000	\$ 5,550
\$ 10,000	\$ -
\$ 300,000	\$ 150,976
\$ 9,500,000	\$ 10,475,723
\$ 2,200,000	\$ 1,988,584
\$ 57,610,000	\$ 56,024,403

\$ 1,500,000	\$ 2,038,967
\$ 8,895,000	\$ 8,762,435
\$ 12,200,000	\$ 9,263,677

\$ 80,205,000	\$ 76,089,482
---------------	---------------

FY 22/23 OPERATING  
BUDGET UPDATE



**OPERATING REVENUE**

**FISCAL YEAR END  
JUNE 30, 2023**

<b>BUDGET</b>	<b>ACTUAL</b>
---------------	---------------

Farebox revenue
CSX usage fees
Amtrak usage fees
FCEN usage fees
Right-of-way lease revenue
Ancillary revenue
<i>Subtotal - System revenue</i>

\$ 2,200,000	\$ 2,093,237
\$ 3,850,000	\$ 3,217,431
\$ 956,000	\$ 917,162
\$ 21,500	\$ 11,854
\$ 125,000	\$ 155,993
\$ 235,000	\$ 383,873
\$ 7,387,500	\$ 6,779,550

FTA §5307 - Urbanized Area Grant Funds
ARPA Grant Funds

\$ 20,843,886	\$ 20,843,886
\$ 13,184,483	\$ 13,184,483

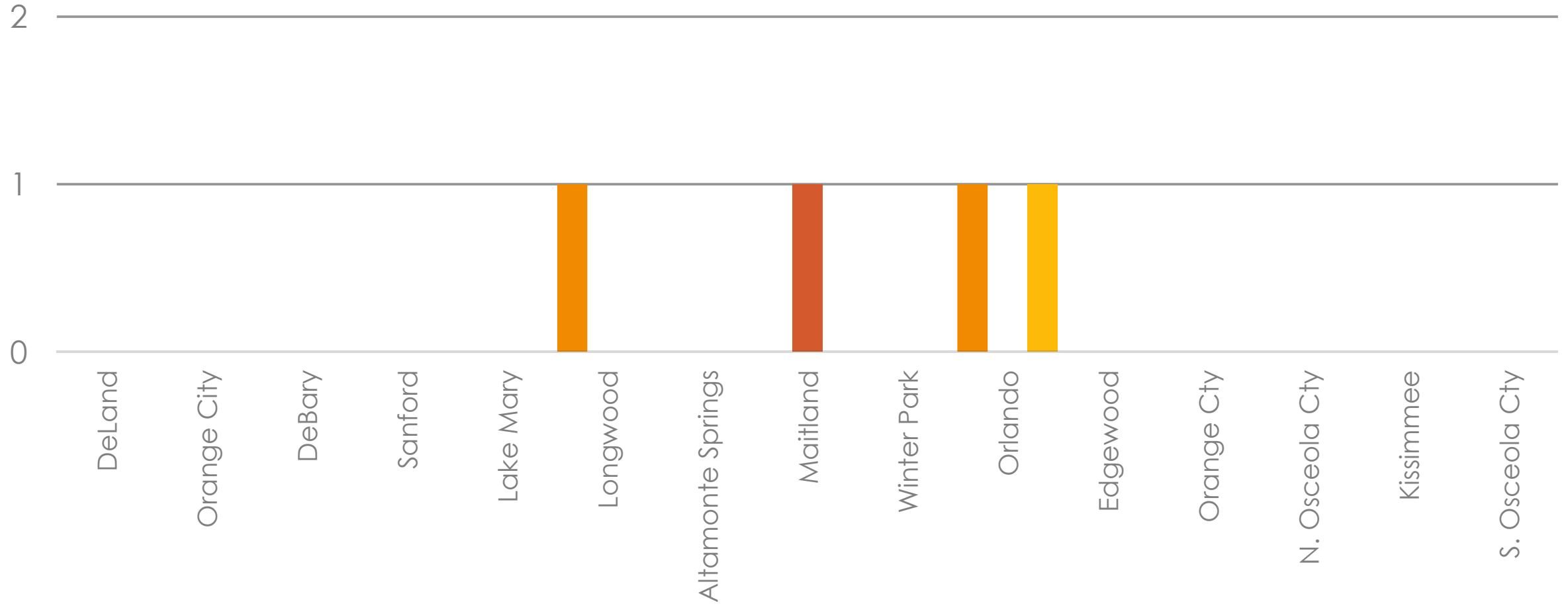
**TOTAL OPERATING REVENUE**

<b>\$ 41,415,869</b>	<b>\$ 40,807,919</b>
----------------------	----------------------



# REVENUE INCIDENTS BY CITY/COUNTY

APR - JUN 2023







# ABOVE AVERAGE

- On-Time 32 Days
- 64 Operating Days
- Ran 2,560 Trains

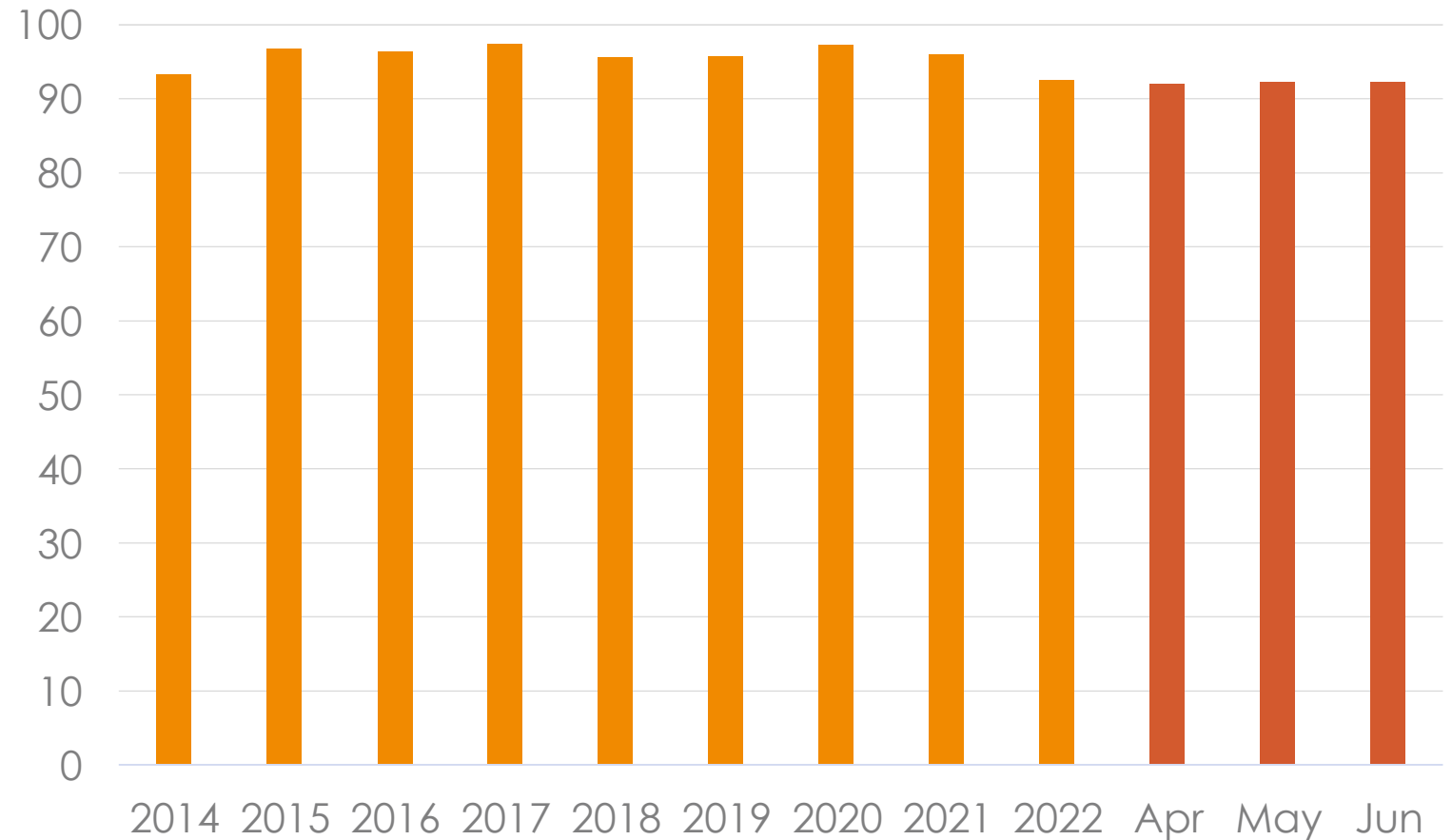
## ON-TIME PERFORMANCE AVERAGE

April - June 2023

Goal = 95%

Actual = 92.2%

Contract = 97.8%





# PTC SUCCESS

- 2023 Year to Date\* PTC Active Operating Percentage:
  - SunRail 99.9%
  - CSX 99.9%
  - AMTRAK 99.7%

\*Through June 30, 2023





# LYNX CONNECTIVITY

LYNX Fixed-Route Average Daily Boardings & Alightings by SunRail Station Area

SUNRAIL STATION	Fiscal Year 2023												ANNUAL DAILY AVERAGE
	Oct	Nov	Dec	Jan	Feb	Mar	Apr	May	Jun	Jul	Aug	Sep	
<i>Days of Operation</i>	<b>21</b>	<b>18</b>	<b>22</b>	<b>22</b>	<b>20</b>	<b>23</b>	<b>20</b>	<b>23</b>					<b>169</b>
<b>Sanford</b>	284	257	258	283	286	297	265	283					<b>277</b>
<b>Lake Mary</b>	73	77	70	79	74	83	82	67					<b>76</b>
<b>Longwood</b>	73	72	73	78	93	89	79	80					<b>80</b>
<b>Altamonte Springs</b>	157	135	146	155	161	150	145	147					<b>150</b>
<b>Maitland</b>	11	10	11	10	14	13	12	12					<b>12</b>
<b>Winter Park</b>	295	288	315	315	326	340	324	325					<b>316</b>
<b>AdventHealth</b>	314	321	346	357	401	348	373	320					<b>348</b>
<b>LYNX Central Station</b>													-
<b>Church Street Station</b>													-
<b>Orlando Health/Amtrak</b>	19	17	20	21	26	30	35	25					<b>24</b>
<b>Sand Lake Road</b>	167	174	190	206	192	204	218	200					<b>194</b>
<b>Meadow Woods</b>	143	128	107	114	124	117	110	128					<b>121</b>
<b>Tupperware</b>	16	9	15	14	19	22	21	15					<b>16</b>
<b>Kissimmee Intermodal</b>													-
<b>Poinciana</b>	3	4	6	6	6	9	10	9					<b>7</b>
<b>Total - All Stations</b>	<b>1,555</b>	<b>1,492</b>	<b>1,557</b>	<b>1,638</b>	<b>1,722</b>	<b>1,702</b>	<b>1,674</b>	<b>1,611</b>					<b>1,619</b>
Percent change from FY 22 to FY 23	21%	16%	18%	39%	29%	20%	%18	10%					17%





# LYNX CONNECTIVITY

## LYNX Feeder Bus Route Analysis (Phase II Routes)

LINK	March		Change	% Change
	FY22	FY23		
18	19,169	22,109	2,940	15%
418	4,163	5,742	1,579	38%
155	836	702	(134)	-16%
306	1,891	2,081	190	10%
604	259	345	86	33%
631*	431	N/A	N/A	N/A
632*	228	N/A	N/A	N/A
831*	N/A	894	235	55%

\* - 631 and 632 were combined to form 831 in April 2022.



# LYNX CONNECTIVITY

## LYNX Feeder Bus Route Analysis (Phase II Routes)

LINK	April		Change	% Change
	FY22	FY23		
18	18,764	17,118	(1,646)	-9%
418	4,329	4,972	643	15%
155	707	586	(121)	-17%
306	1,716	2,222	506	29%
604	322	301	(21)	-7%
631*	267	N/A	N/A	N/A
632*	180	N/A	N/A	N/A
831*	128	847	272	47%

\* - 631 and 632 were combined to form 831 in April 2022.



# LYNX CONNECTIVITY

## LYNX Feeder Bus Route Analysis (Phase II Routes)

LINK	May		Change	% Change
	FY22	FY23		
18	18,554	17,657	(897)	-5%
418	5,193	5,899	706	14%
155	821	724	(97)	-12%
306	1,849	1,997	148	8%
604	198	255	57	29%
831*	598	771	173	29%



# VOTRAN CONNECTIVITY

Activity at DeBary Station	Fiscal year 2021												Annual Daily Average
	Oct-20	Nov-20	Dec-20	Jan-21	Feb-21	Mar-21	Apr-21	May-21	Jun-21	Jul-21	Aug-21	Sep-21	
Days of Operation	22	20	22	20	20	20	22	20	22	22	22		232
Total Monthly Ridership	827	616	664	478	561	542	753	788	800	1,049	1,120	896	9,094
Avg Daily Ridership	38	31	30	24	28	27	34	39	36	48	51	43	36

Activity at DeBary Station	Fiscal year 2022												Annual Daily Average
	Oct-21	Nov-21	Dec-21	Jan-22	Feb-22	Mar-22	Apr-22	May-22	Jun-22	Jul-22	Aug-22	Sep-22	
Days of Operation	21	21	23	21	20	23	21	21	22	20	23	20	256
Total Monthly Ridership	670	684	709	678	570	694	583	585	594	562	672	370	7,371
Avg Daily Ridership	32	33	31	32	29	30	28	28	27	28	29	19	29

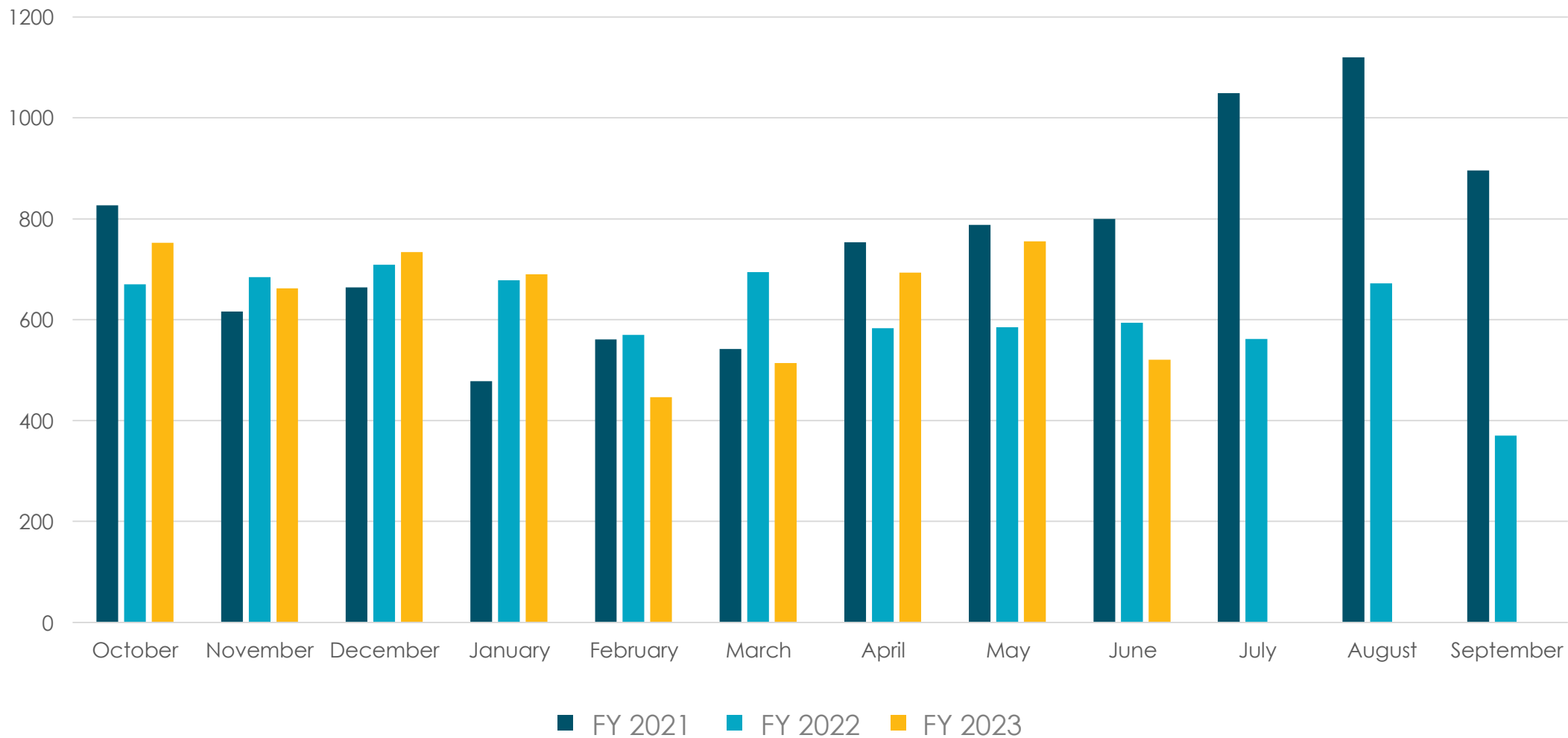
Activity at DeBary Station	Fiscal year 2023												Annual Daily Average
	Oct-22	Nov-22	Dec-22	Jan-23	Feb-23	Mar-23	Apr-23	May-23	Jun-23	Jul-23	Aug-23	Sep-23	
Days of Operation	21	20	22	22	20	23	20	22	22				192
Total Monthly Ridership	752	662	734	690	446	514	693	755	521				5,767
Avg Daily Ridership	36	33	33	31	22	22	35	34	24				30

NOTES: Votran service was suspended from Wednesday, 11/2 through Friday, 11/4.. Votran service was suspended on Thursday, 11/3





# VOTRAN SUNRAIL CONNECTIVITY







# SUNRAIL TRANSITION UPDATE




# SUNSHINE CORRIDOR UPDATE

Brian Stanger



# FDOT Transit Concept and Alternatives Review (TCAR)

- Defines the purpose and need of the project
- Analyzes alternatives for potential solutions
- Defines and document requirements
- Identifies any potential environmental effects
- Identifies partner agency roles and responsibilities
- Facilitates the use of planning and work later in the National Environmental Policy Act (NEPA) process
- Updates FRA & FTA
- Selects recommended alternatives





# Upcoming Project Schedule

- Ridership Study: May – October
- TCAR: Through November
- Public Meetings: August - October
- Cost Estimates: Through July
- MOU: December

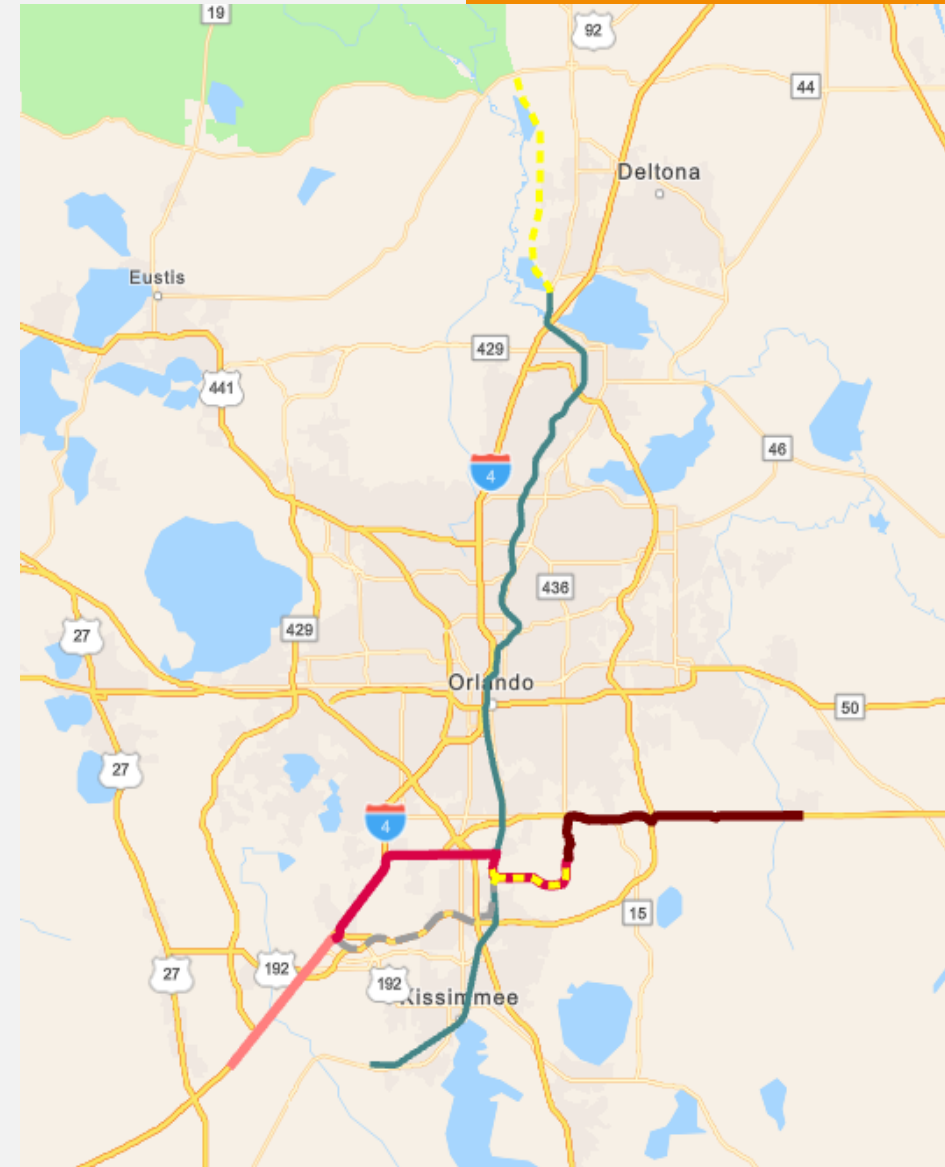
Task	May-23	Jun-23	Jul-23	Aug-23	Sep-23	Oct-23	Nov-23	Dec-23
Ridership Study			◆					
TCAR								
Public Meetings								
Cost Estimates				●				
Finalize MOU								

◆ - Initial Ridership Forecast Report    ● - FRA/FTA Update



# Early Steps

- Project Phasing (3A, 3B, 3C)
- Service Plan (Headways)
- Cost Estimates
  - Update partners on sequencing and capital and O&M costs
- Public and Stakeholder Engagement
- Project Conceptual Alternatives Development

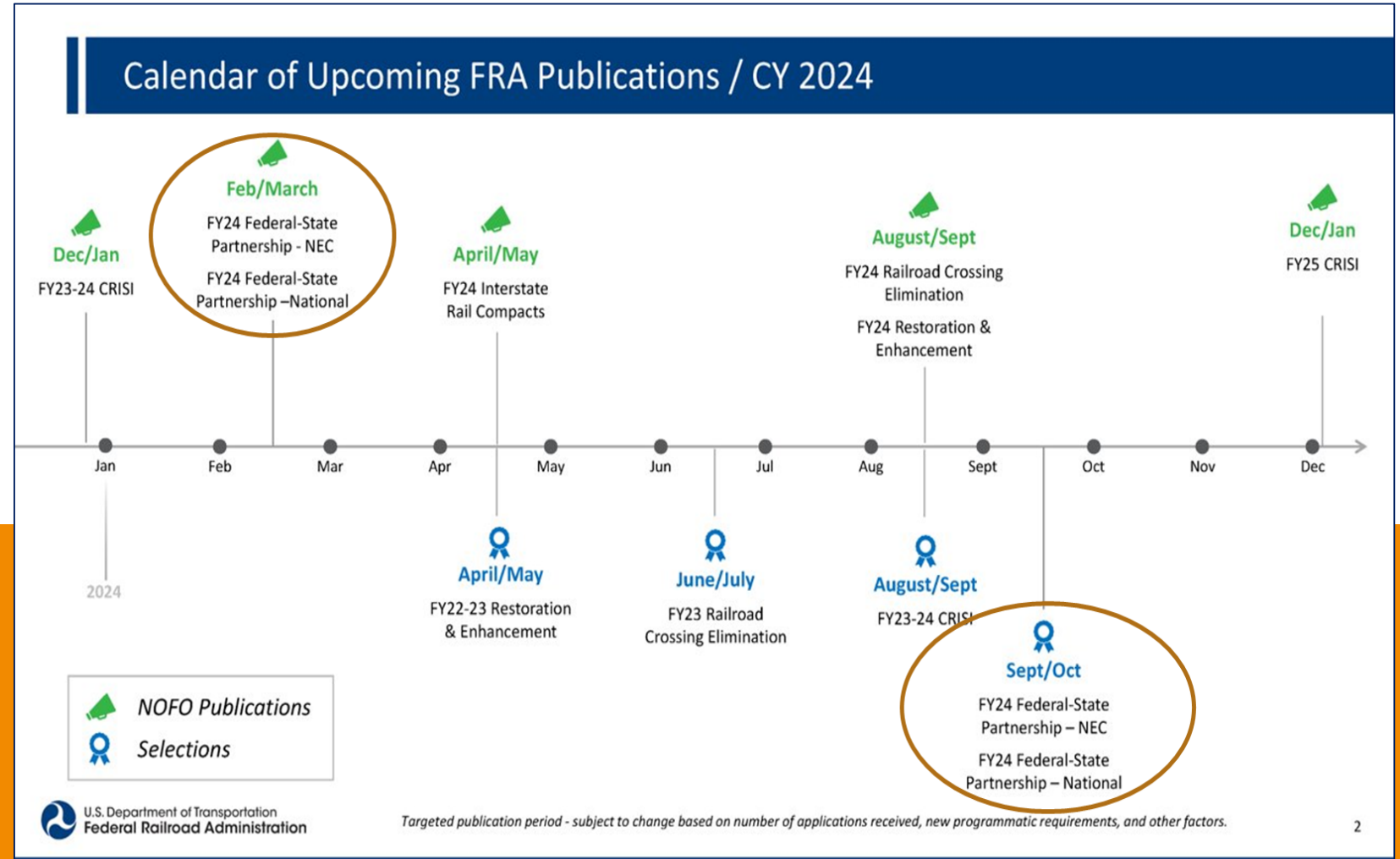




# FRA Federal-State Partnership Grant

- FDOT will continue to work with partners to prepare for the announcement of the Fed-State Partnership Grant in February 2024 & other potential grant opportunities

- Selections for the Fed-State Partnership will be announced in September 2024





# Sunshine Corridor Working Group

- Upcoming Policy and Technical Group Meeting – Meet regularly
- The TCAR study team will update and coordinate with the working group throughout the length of the project





# Sunshine Corridor Working Group



- Working Group members include staff and consultants for the following public and private partners:
  - FDOT
  - City of Orlando
  - Orange County
  - Osceola County
  - Seminole County
  - Volusia County
  - GOAA
  - Lynx
  - Brightline
  - Universal Orlando
  - I-Drive Chamber of Commerce
  - Orlando's Right Rail
  - Disney
  - Florida East Coast Industries





# COMMITTEE MEMBER COMMENTS



# NEXT MEETING

OCTOBER 11, 2023, 2:00 PM

Lynx Central Station  
Administration building



# SUPPORTING CHARTS AND DATA



# FY 22/23 OPERATING BUDGET UPDATE

## OPERATING COSTS, CAPITAL MAINTENANCE AND CONSULTANT SUPPORT

Bombardier - Operations
Bombardier - Maintenance
Bombardier - Incentive/Disincentive
Conduent - Back-of-the-House Hosting
Conduent - Fare Equipment Maintenance
Herzog - Signal Maintenance of Way
Green's Energy - Fuel
Gallagher - Insurance
Amtrak - Heavy Vehicle Maintenance
Wells Fargo - Banking Services
Bank of America - Merchant Services (Banking)
MidFlorida - Armored Car Service
AT&T/Verizon - Wi-Fi Service
Fare Media Smart Card
Limited Use Smart Card
PTC O&M Costs
BTNA – COVID Decontamination Services
<b>OPERATING COSTS SUBTOTAL</b>

Feeder Bus Expenses
Capital Maintenance
Consultant Support

## TOTAL OPERATING COSTS, CAPITAL MAINTENANCE AND CONSULTANT SUPPORT

## ANNUAL BUDGET

\$ 10,745,000
\$ 16,255,000
\$ 1,350,000
\$ 910,000
\$ 2,090,000
\$ 3,500,000
\$ 3,500,000
\$ 5,000,000
\$ 2,100,000
\$ 5,000
\$ 75,000
\$ 30,000
\$ 40,000
\$ 10,000
\$ 300,000
\$ 9,500,000
\$ 2,200,000
<b>\$ 57,610,000</b>

\$ 2,000,000
\$ 8,895,000
\$ 12,200,000

## \$ 80,705,000

## YEAR TO DATE MARCH 31, 2023

BUDGET	ACTUAL
\$ 8,058,750	\$ 7,930,018
\$ 12,191,250	\$ 12,133,421
\$ 1,012,500	\$ 794,366
\$ 682,500	\$ 679,608
\$ 1,567,500	\$ 1,704,677
\$ 2,625,000	\$ 3,065,684
\$ 2,625,000	\$ 2,392,002
\$ 5,000,000	\$ 3,850,920
\$ 1,575,000	\$ 1,182,679
\$ 3,750	\$ 2,723
\$ 56,250	\$ 49,059
\$ 22,500	\$ 15,060
\$ 30,000	\$ 5,550
\$ 7,500	\$ -
\$ 225,000	\$ -
\$ 7,125,000	\$ 7,732,680
\$ 1,650,000	\$ 1,671,565
<b>\$ 44,457,500</b>	<b>\$ 43,210,011</b>

\$ 1,125,000	\$ 1,560,370
\$ 6,671,250	\$ 6,924,124
\$ 9,150,000	\$ 7,382,096

## \$ 61,403,750      \$ 59,076,602



# FY 22/23 OPERATING BUDGET UPDATE

## OPERATING REVENUE

## ANNUAL BUDGET

## YEAR TO DATE MARCH 31, 2023

### BUDGET

### ACTUAL

Farebox revenue	\$ 2,200,000	\$ 1,650,000	\$ 1,557,197
CSX usage fees	\$ 3,850,000	\$ 2,887,500	\$ 2,522,335
Amtrak usage fees	\$ 956,000	\$ 717,000	\$ 730,692
FCEN usage fees	\$ 21,500	\$ 16,125	\$ 44,263
Right-of-way lease revenue	\$ 125,000	\$ 93,750	\$ 116,904
Ancillary revenue	\$ 235,000	\$ 176,250	\$ 336,029
<i>Subtotal - System revenue</i>	<i>\$ 7,387,500</i>	<i>\$ 5,540,625</i>	<i>\$ 5,307,419</i>
FTA §5307 - Urbanized Area Grant Funds	\$ 20,843,886	\$ 20,843,886	\$ 20,843,886
ARPA Grant Funds	\$ 13,184,483	\$ 13,184,483	\$ 13,184,483
<b>TOTAL OPERATING REVENUE</b>	<b>\$ 41,415,869</b>	<b>\$ 39,568,994</b>	<b>\$ 39,335,788</b>



# FY 22/23 OPERATING BUDGET UPDATE

OPERATING COSTS, CAPITAL MAINTENANCE AND CONSULTANT SUPPORT	ANNUAL BUDGET	YEAR TO DATE APRIL 30, 2023	
		BUDGET	ACTUAL
Bombardier - Operations	\$ 10,745,000	\$ 8,954,167	\$ 8,811,131
Bombardier - Maintenance	\$ 16,255,000	\$ 13,545,833	\$ 13,482,050
Bombardier - Incentive/Disincentive	\$ 1,350,000	\$ 1,125,000	\$ 867,377
Conduent - Back-of-the-House Hosting	\$ 910,000	\$ 758,333	\$ 755,120
Conduent - Fare Equipment Maintenance	\$ 2,090,000	\$ 1,741,667	\$ 1,876,437
Herzog - Signal Maintenance of Way	\$ 3,500,000	\$ 2,916,667	\$ 3,363,234
Green's Energy - Fuel	\$ 3,500,000	\$ 2,916,667	\$ 2,594,150
Gallagher - Insurance	\$ 5,000,000	\$ 5,000,000	\$ 3,850,920
Amtrak - Heavy Vehicle Maintenance	\$ 2,100,000	\$ 1,750,000	\$ 1,335,621
Wells Fargo - Banking Services	\$ 5,000	\$ 4,167	\$ 3,039
Bank of America - Merchant Services (Banking)	\$ 75,000	\$ 62,500	\$ 56,092
MidFlorida - Armored Car Service	\$ 30,000	\$ 25,000	\$ 17,040
AT&T/Verizon - Wi-Fi Service	\$ 40,000	\$ 33,333	\$ 5,550
Fare Media Smart Card	\$ 10,000	\$ 8,333	\$ -
Limited Use Smart Card	\$ 300,000	\$ 250,000	\$ 150,976
PTC O&M Costs	\$ 9,500,000	\$ 7,916,667	\$ 8,535,013
BTNA – COVID Decontamination Services	\$ 2,200,000	\$ 1,833,333	\$ 1,783,539
<b>OPERATING COSTS SUBTOTAL</b>	<b>\$ 57,610,000</b>	<b>\$ 48,841,667</b>	<b>\$ 47,487,287</b>
Feeder Bus Expenses	\$ 2,000,000	\$ 1,250,000	\$ 1,560,370
Capital Maintenance	\$ 8,895,000	\$ 7,412,500	\$ 7,994,087
Consultant Support	\$ 12,200,000	\$ 10,166,667	\$ 8,110,426
<b>TOTAL OPERATING COSTS, CAPITAL MAINTENANCE AND CONSULTANT SUPPORT</b>	<b>\$ 80,705,000</b>	<b>\$ 67,670,833</b>	<b>\$ 65,152,171</b>



# FY 22/23 OPERATING BUDGET UPDATE

## OPERATING REVENUE

## ANNUAL BUDGET

## YEAR TO DATE April 30, 2023

BUDGET	ACTUAL
--------	--------

Farebox revenue
CSX usage fees
Amtrak usage fees
FCEN usage fees
Right-of-way lease revenue
Ancillary revenue
<i>Subtotal - System revenue</i>

\$ 2,200,000
\$ 3,850,000
\$ 956,000
\$ 21,500
\$ 125,000
\$ 235,000
\$ 7,387,500

\$ 1,833,333	\$ 1,725,200
\$ 3,208,333	\$ 2,626,502
\$ 796,667	\$ 730,692
\$ 17,917	\$ 44,263
\$ 104,167	\$ 119,680
\$ 195,833	\$ 337,404
\$ 6,156,250	\$ 5,583,740

FTA §5307 - Urbanized Area Grant Funds
ARPA Grant Funds

\$ 20,843,886
\$ 13,184,483

\$ 20,843,886	\$ 20,843,886
\$ 13,184,483	\$ 13,184,483

## TOTAL OPERATING REVENUE

**\$ 41,415,869**

<b>\$ 40,184,619</b>	<b>\$ 39,612,109</b>
----------------------	----------------------

FY 22/23 OPERATING BUDGET UPDATE

OPERATING COSTS, CAPITAL MAINTENANCE AND CONSULTANT SUPPORT
Bombardier - Operations
Bombardier - Maintenance
Bombardier - Incentive/Disincentive
Conduent - Back-of-the-House Hosting
Conduent - Fare Equipment Maintenance
Herzog - Signal Maintenance of Way
Green's Energy - Fuel
Gallagher - Insurance
Amtrak - Heavy Vehicle Maintenance
Wells Fargo - Banking Services
Bank of America - Merchant Services (Banking)
MidFlorida - Armored Car Service
AT&T/Verizon - Wi-Fi Service
Fare Media Smart Card
Limited Use Smart Card
PTC O&M Costs
BTNA – COVID Decontamination Services
<b>OPERATING COSTS SUBTOTAL</b>

ANNUAL BUDGET
\$ 10,745,000
\$ 16,255,000
\$ 1,350,000
\$ 910,000
\$ 2,090,000
\$ 3,500,000
\$ 3,500,000
\$ 5,000,000
\$ 2,100,000
\$ 5,000
\$ 75,000
\$ 30,000
\$ 40,000
\$ 10,000
\$ 300,000
\$ 9,500,000
\$ 2,200,000
<b>\$ 57,610,000</b>

YEAR TO DATE MAY 31, 2023	
BUDGET	ACTUAL
\$ 9,849,583	\$ 9,692,244
\$ 14,900,417	\$ 14,821,265
\$ 1,237,500	\$ 954,391
\$ 834,167	\$ 830,632
\$ 1,915,833	\$ 2,051,506
\$ 3,208,333	\$ 3,681,714
\$ 3,208,333	\$ 2,813,392
\$ 5,000,000	\$ 3,850,920
\$ 1,925,000	\$ 1,487,755
\$ 4,583	\$ 3,346
\$ 68,750	\$ 61,647
\$ 27,500	\$ 19,020
\$ 36,667	\$ 5,550
\$ 9,167	\$ -
\$ 275,000	\$ 150,976
\$ 8,708,333	\$ 9,329,671
\$ 2,016,667	\$ 1,882,160
<b>\$ 53,225,833</b>	<b>\$ 51,636,189</b>

Feeder Bus Expenses
Capital Maintenance
Consultant Support

\$ 2,000,000
\$ 8,895,000
\$ 12,200,000

\$ 1,375,000	\$ 1,560,370
\$ 8,153,750	\$ 8,272,847
\$ 11,183,333	\$ 8,813,357

TOTAL OPERATING COSTS, CAPITAL MAINTENANCE AND CONSULTANT SUPPORT
---

<b>\$ 80,705,000</b>
----------------------

<b>\$ 73,937,917</b>	<b>\$ 70,282,763</b>
----------------------	----------------------





FY 22/23 OPERATING  
BUDGET UPDATE



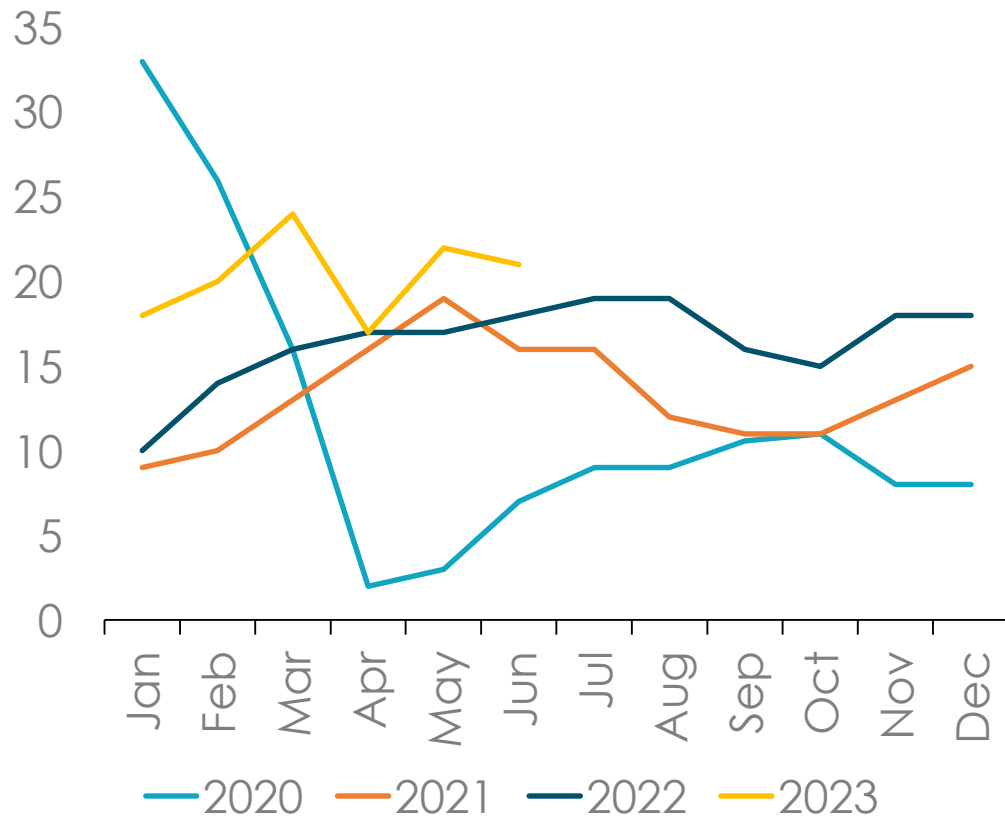
OPERATING REVENUE	ANNUAL BUDGET	YEAR TO DATE MAY 31, 2023	
		BUDGET	ACTUAL
Farebox revenue	\$ 2,200,000	\$ 2,016,667	\$ 1,905,292
CSX usage fees	\$ 3,850,000	\$ 3,529,167	\$ 3,113,264
Amtrak usage fees	\$ 956,000	\$ 876,333	\$ 819,370
FCEN usage fees	\$ 21,500	\$ 19,708	\$ 11,854
Right-of-way lease revenue	\$ 125,000	\$ 114,583	\$ 132,165
Ancillary revenue	\$ 235,000	\$ 215,417	\$ 369,812
<i>Subtotal - System revenue</i>	\$ 7,387,500	\$ 6,771,875	\$ 6,351,758
FTA §5307 - Urbanized Area Grant Funds	\$ 20,843,886	\$ 20,843,886	\$ 20,843,886
ARPA Grant Funds	\$ 13,184,483	\$ 13,184,483	\$ 13,184,483
<b>TOTAL OPERATING REVENUE</b>	<b>\$ 41,415,869</b>	<b>\$ 40,800,244</b>	<b>\$ 40,380,127</b>



# ONBOARD STATS

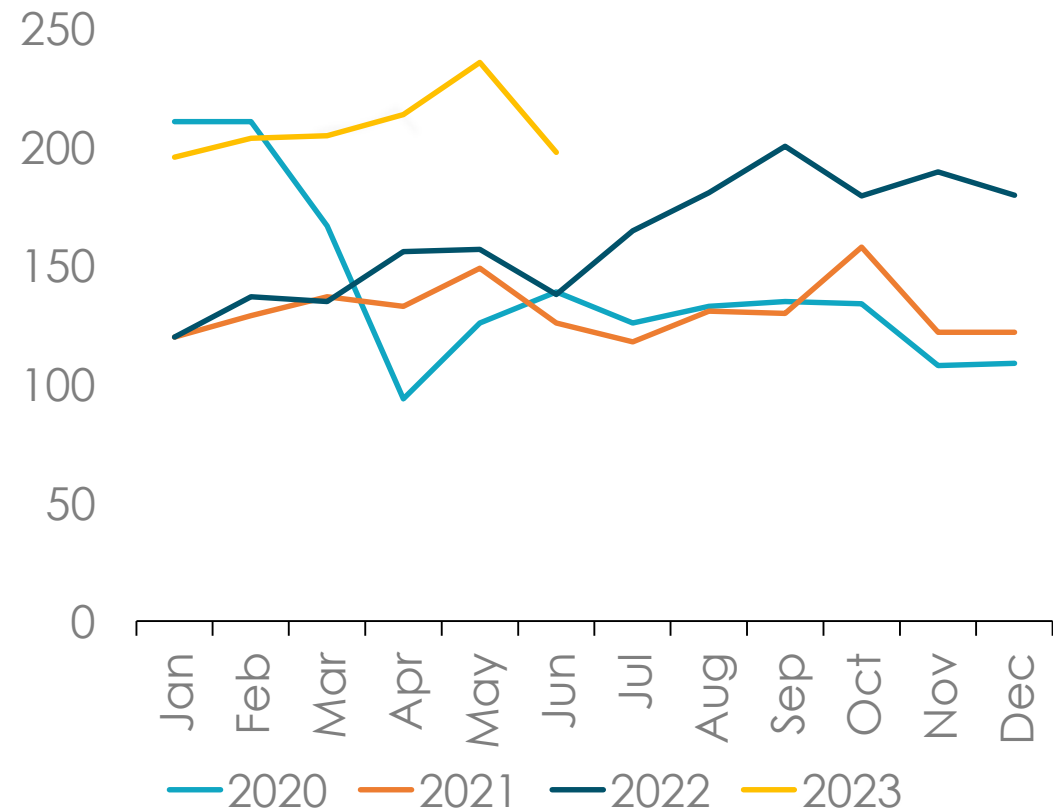
## ADA

Apr-Jun '23 Average: 20



## BICYCLE

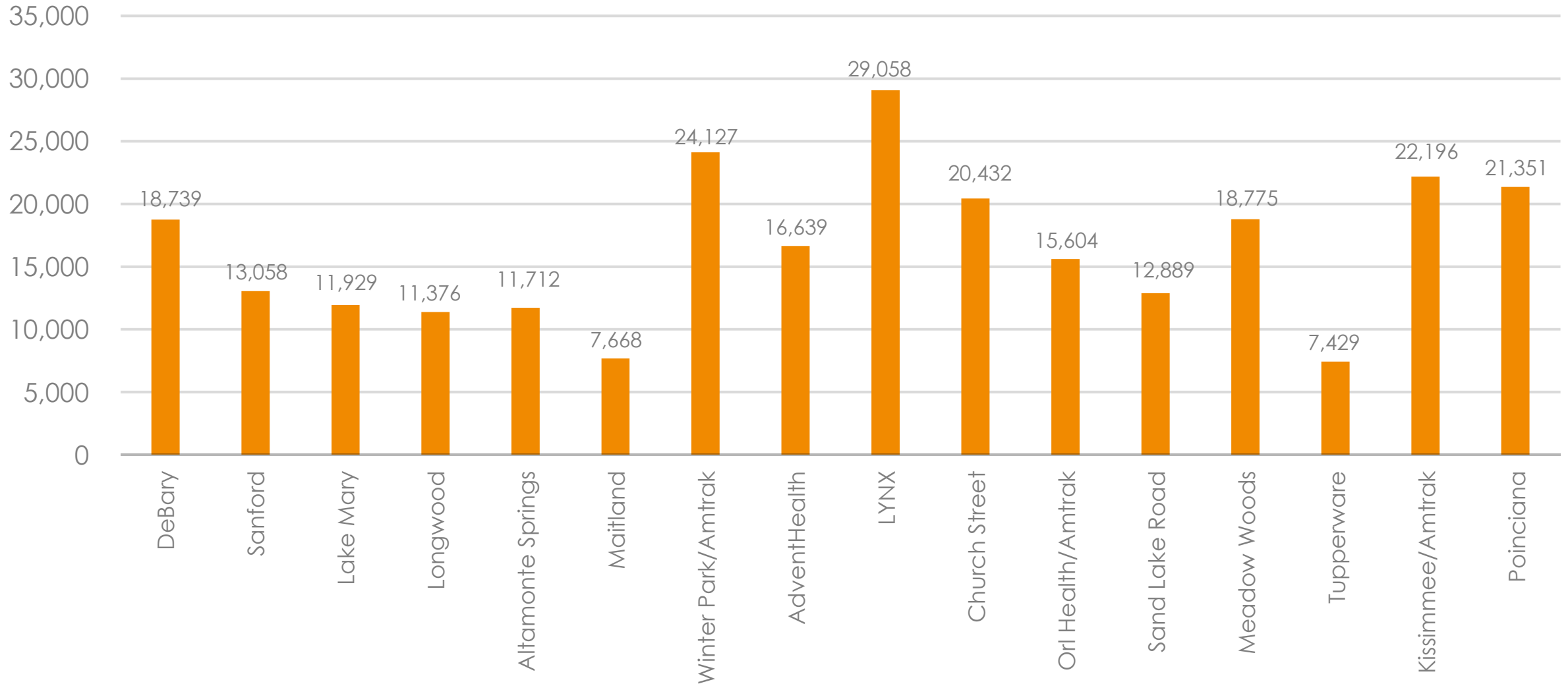
Apr-Jun '23 Average: 216





# BOARDING BY STATION

RIDERSHIP APR - JUN 2023

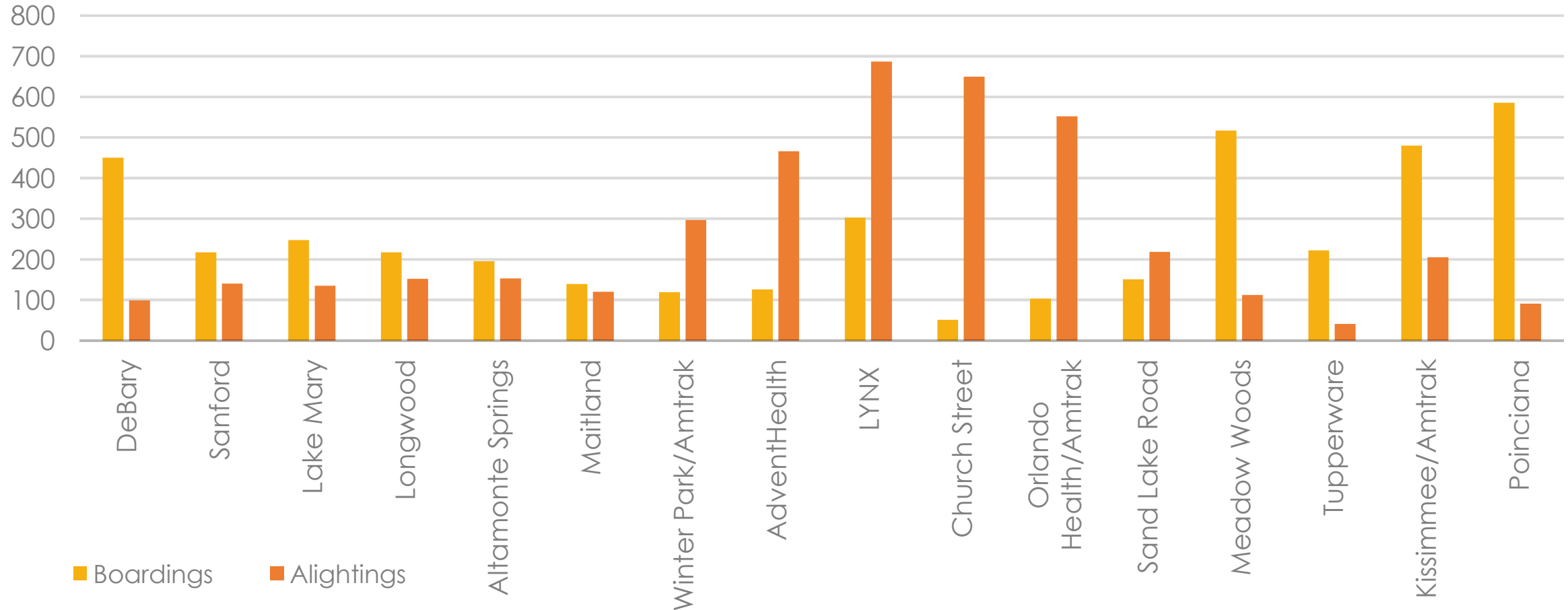




# BOARDING & ALIGHTINGS

APR - JUN 2023

AM PEAK  
5:45AM - 8:45AM (NB FROM POINCIANA)

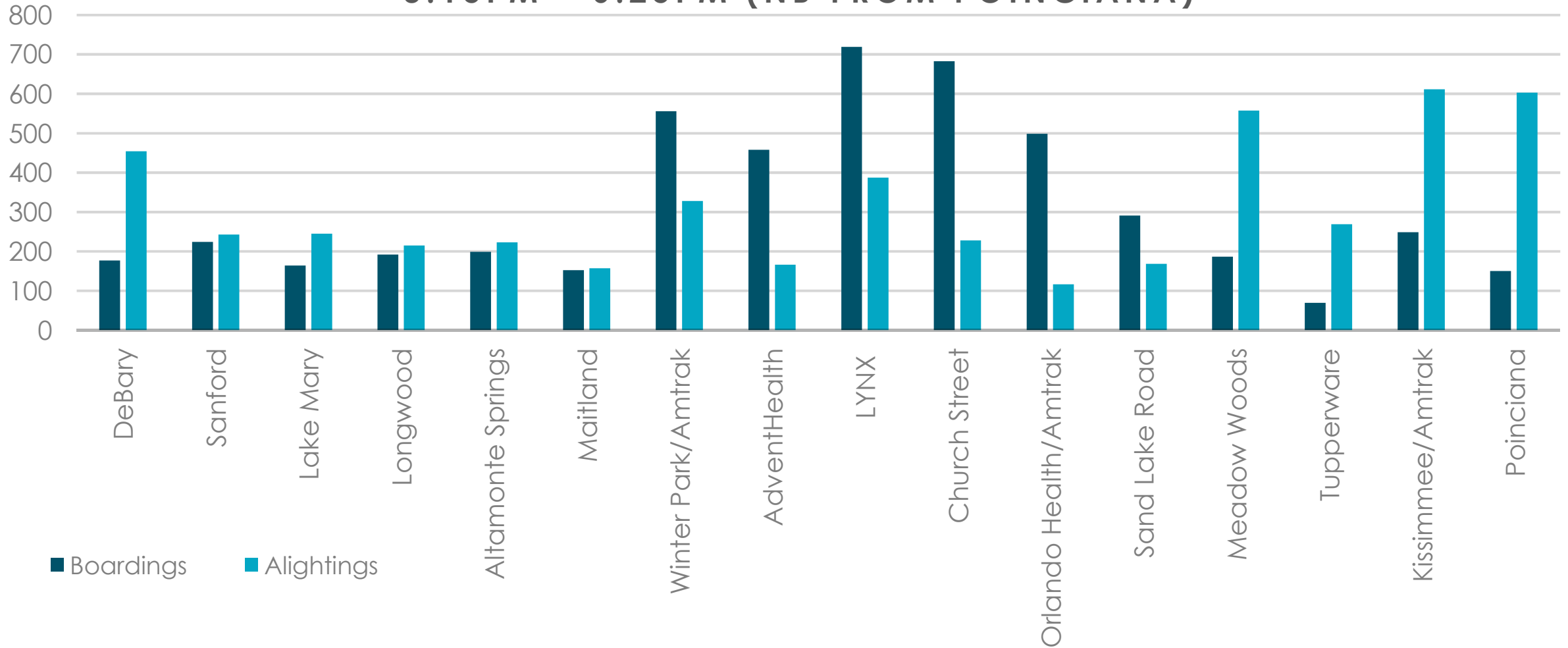




# BOARDING & ALIGHTINGS

APR - JUN 2023

PM PEAK  
3:15PM - 6:25PM (NB FROM POINCIANA)

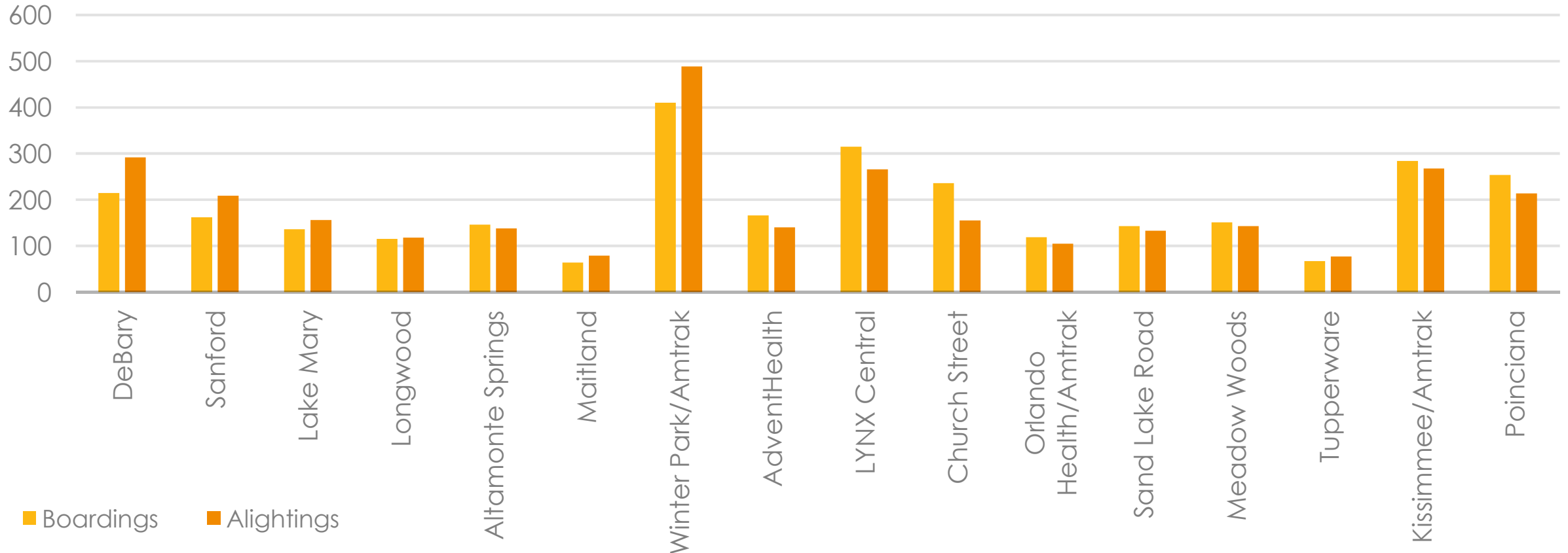




# BOARDING & ALIGHTINGS

APR - JUN 2023

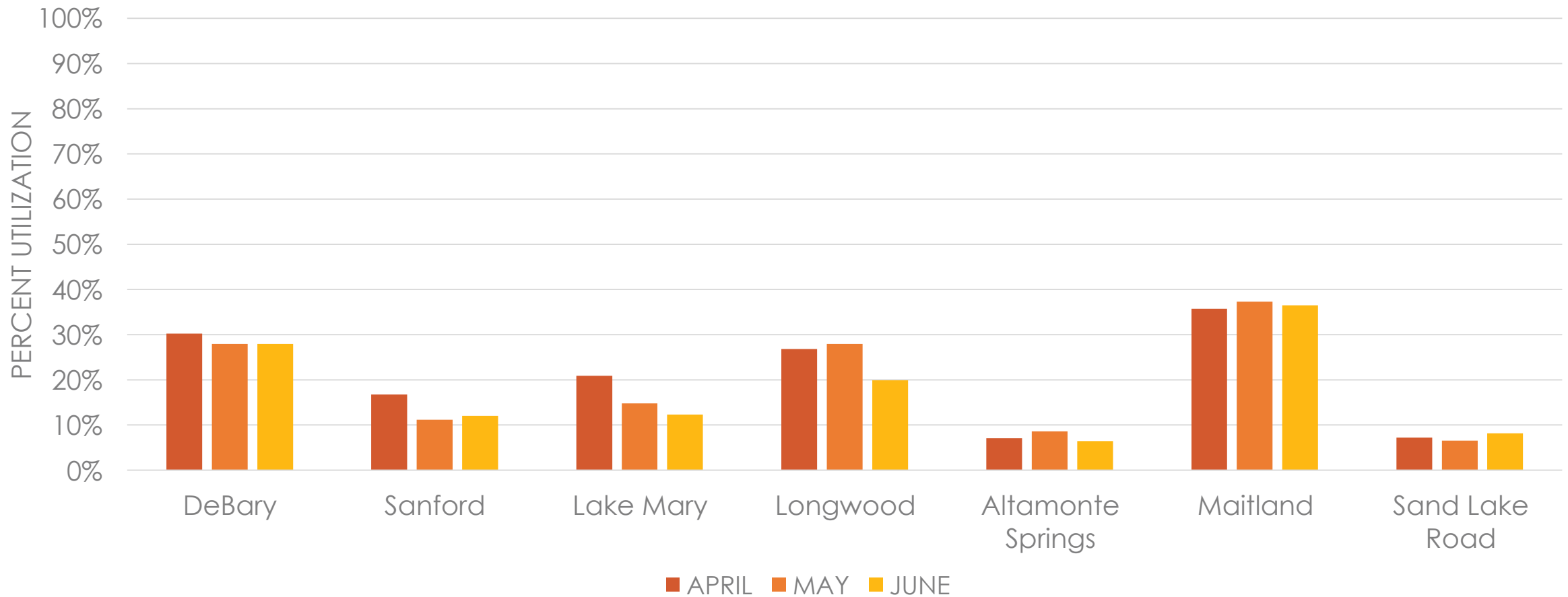
OFF PEAK  
10:45AM - 2:45PM; 7:25PM - 9:55PM (NB FROM POINCIANA)





# IOS STATION PARKING

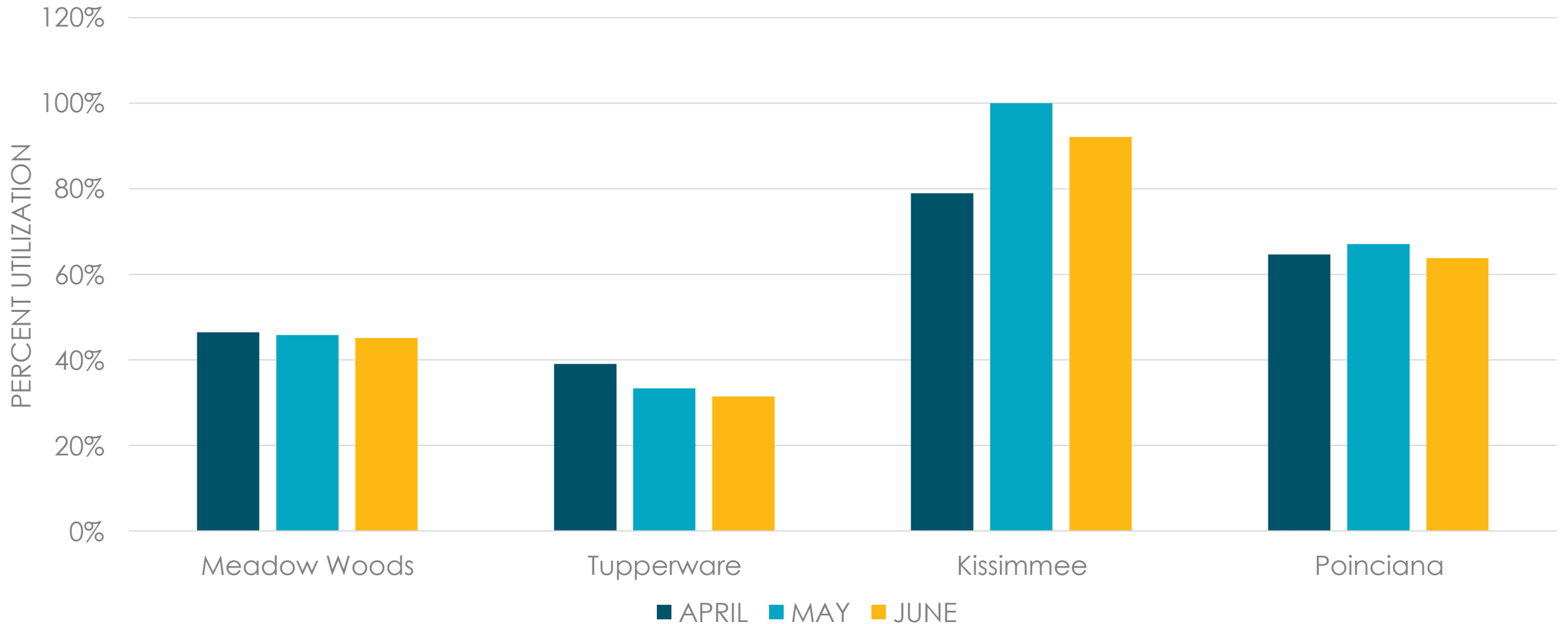
APR - JUN 2023





# SOUTHERN EXPANSION STATION PARKING

APR - JUN 2023

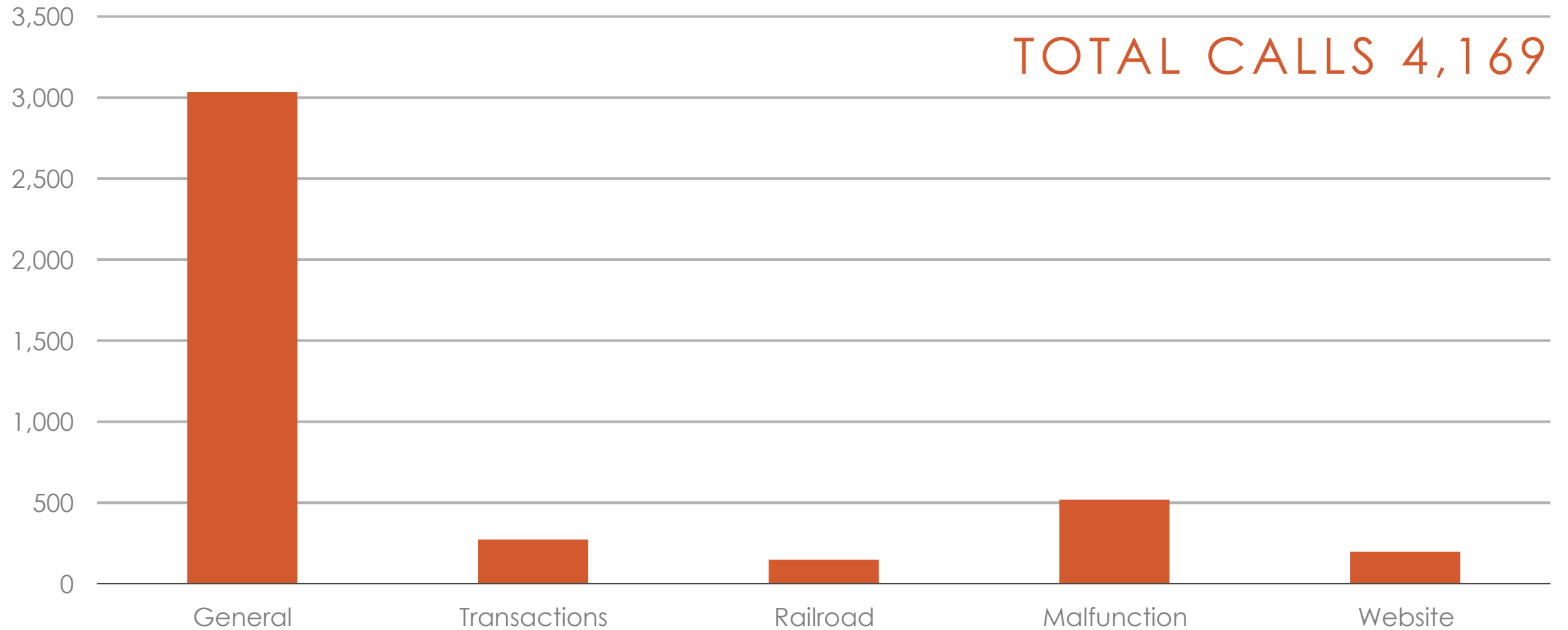






# CUSTOMER SERVICE CALLS

APR - JUN 2023





# TRAIN PERFORMANCE DETAIL

APR - JUN 2023

TRAIN PERFORMANCE OVERVIEW	Trains	Percentage
On-Time	2,355	92.0%
Late	186	7.3%
Annulled	19	0.7%
Total Trains Operated	2,560	100.0%

PERFORMANCE DETAIL	Days	Trains	Percentage
Dispatching	1	1	0.04%
Efficiency Testing	3	3	0.1%
Maintenance of Way	29	59	2.3%
Mechanical	15	28	1.1%
Other	9	11	0.4%
Passengers	11	11	0.4%
Police Activity	6	19	0.7%
Signals & Components	17	43	1.7%
Train Interference	8	10	0.4%
Trespasser/Grade Crossing/Near Misses	12	19	0.7%
Weather	1	1	0.04%
Total (Rounded)		205	8.0%

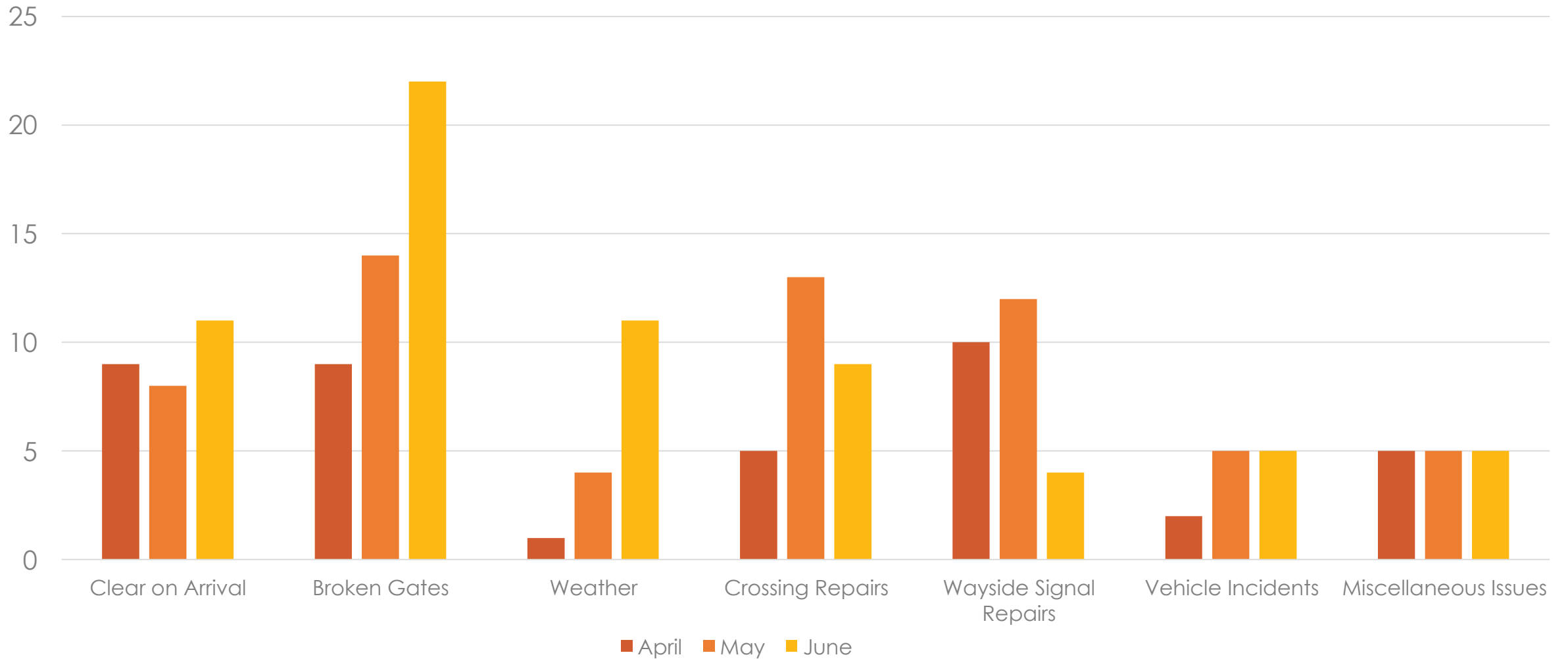
Note: Only categories with a value greater than zero are displayed and rounded to one decimal.





# CFRC SIGNAL SYSTEM INCIDENTS

APR - JUN 2023



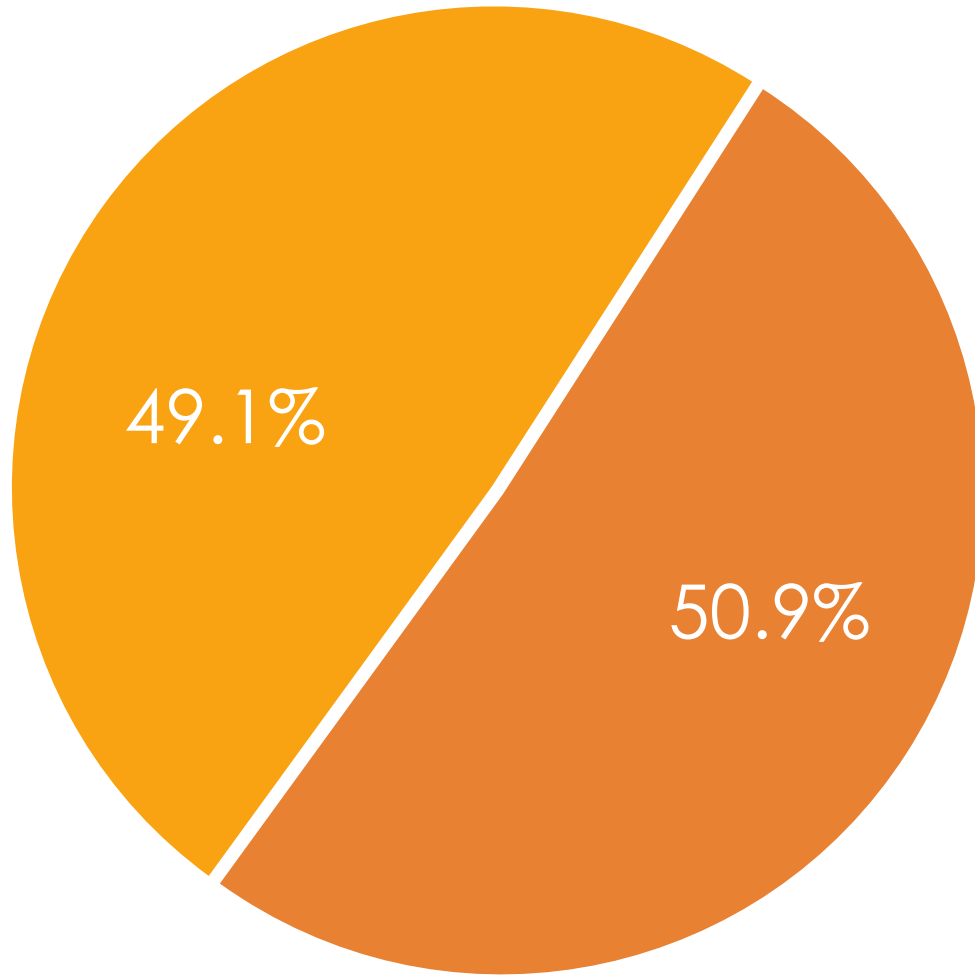


# QUIET ZONES

JURISDICTION	STATUS
Edgewood	Quiet Zone Established
Orange County	Quiet Zone Established – Four-quadrant gates at Pine St & 4th St. – Schedule delayed for Mid-July (Ongoing Delays for Exit Gate Delivery)
Maitland	Quiet Zone Established
Winter Park	Quiet Zone Established
Seminole County	Quiet Zone Established
City of Orlando	Quiet Zone Established
City of Kissimmee	Quiet Zone Established

Local communities may apply for quiet zones and information is available on the “About” page at SunRail.com





■ Maintenance ■ Improvements

## ■ Maintenance

Non-recurring corrective or preventive maintenance or in-kind replacement

## ■ Improvements

Extend the useful life, increase the value or add new uses

