



# CENTRAL FLORIDA COMMUTER RAIL COMMISSION

SEPTEMBER 28, 2023





## Central Florida Commuter Rail Commission

---

**Date:** September 28, 2023

**Time:** 2:00 p.m.

**Location:** LYNX Central Station  
455 N. Garland Ave., 2<sup>nd</sup> Floor Open Space Room  
Orlando, Florida 32801

---

### ***PLEASE SILENCE CELL PHONES***

---

**I. Call to Order and Pledge of Allegiance**

**II. Announcements/Recognition**

- Rail Safety Week LEO Appreciation and Recognition

**III. Confirmation of Quorum**

**IV. Approvals**

- Adoption of July 27, 2023 CFCRC Board Meeting Minutes

**V. Public Comments**

- *Those joining in person will be permitted to approach the podium in the LYNX Board Room and speak for up to 3 minutes.*

**VI. Reports**

- SunRail Customer Advisory Committee (CAC) Update – Luis Nieves-Ruiz, Chair
- SunRail Technical Advisory Committee (TAC) Update – Tawny Olore, Chair
- Agency Update - SunRail Rail Administration Manager – David Cooke
- Connectivity
  - LYNX Update – Bruce Detweiler
  - Votran Update – Bobbie King

**VII. Discussion Items**

- A. SunRail Transition Update – Tawny Olore, P.E., Deputy County Manager





## Central Florida Commuter Rail Commission

---

- B. Rail Safety Week, Phase 2 North, and Fare Collection System Update – Mike Heffinger, P.E., SunRail Chief Operating Officer
- C. Sunshine Corridor Update –John E. Tyler, P.E., District Secretary

### **VIII. Board Member Comments**

### **IX. Other Business**

- Next Meeting – Work Session on October 26, 2023

### **X. Adjournment**

*Public participation is solicited without regard to race, color, national origin, age, sex, religion, disability, or family status. Persons who require accommodations under the Americans with Disabilities Act or persons who require translation services (free of charge) should contact Mr. Roger Masten, FDOT/SunRail Title VI Coordinator, 801 SunRail Drive, Sanford, FL 32771, by phone at 321-257-7161, or by email at [roger.masten@dot.state.fl.us](mailto:roger.masten@dot.state.fl.us) at least three business days prior to the event.*

# Central Florida Commuter Rail Commission Meeting

July 27, 2023  
2:00 p.m.  
LYNX Admin. Building  
455 North Garland Ave.  
Orlando, FL 32801

## Attendees:

Chair Osceola County Commissioner Viviana Janer      Board Member City of Orlando Mayor Buddy Dyer  
Vice Chair Volusia County Council Chair Jeff Brower      Board Member Orange County Mayor Jerry Demings  
Secretary Seminole County Commissioner Bob Dallari

## Minutes

<b>Meeting was called to order by Chair Janer at 2:00 PM</b>	
<b>Pledge of Allegiance and Confirmation of Quorum</b>	
<b>Announcements/Recognition</b> No new announcements were made.	<b>Presenter:</b> Chair Janer
<b>Approvals:</b> Adoption of the meeting minutes from May 25, 2023, passed unanimously.	<b>Presenter:</b> Chair Janer
<b>Public Comments:</b> No public comments were made.	
<b>Agenda Item:</b> Reports – Customer Advisory Committee	<b>Presenter:</b> Luis Nieves-Ruiz
<ul style="list-style-type: none"><li>• Last meeting held June 28<sup>th</sup>, the committee received updates from FDOT and several regional partners including the future Deland station groundbreaking ceremony, safety videos, and the progress and repair of damage caused by Hurricane Ian in Osceola County last year. Updates were also provided on the Sunshine Corridor Study.</li><li>• There were no public comments made.</li><li>• The next CAC meeting is scheduled for September 28<sup>th</sup>.</li></ul>	
<b>Agenda Item:</b> Reports – Technical Advisory Committee	<b>Presenter:</b> Tawny Olore
<ul style="list-style-type: none"><li>• Ms Olore advised the last TAC meeting took place on Wednesday, July 12<sup>th</sup>.</li><li>• A quorum was not met and therefore, meeting minutes were not voted on at that time.</li><li>• The same update was provided to the committee from the Florida Department of Transportation, Lynx, and Votran that was given to the Customer Advisory Committee.</li><li>• No substantial discussion items were covered during the meeting.</li><li>• Mayor Demings asked for the date of the next scheduled TAC Meeting. Ms. Olore stated that she would check and get back to the Mayor. Ms. Olore followed up and indicated that the next TAC meeting will be October 11<sup>th</sup>.</li></ul>	
<b>Agenda Item:</b> Reports – Agency Update	<b>Presenter:</b> David Cooke
<ul style="list-style-type: none"><li>• SunRail Surpasses One Million Riders<ul style="list-style-type: none"><li>▪ SunRail's ridership was 1,001,878 this fiscal year, marking the first time since 2019/2020 that the system has serviced over a million riders.</li><li>▪ Although hybrid remote-work schedules still impact transit numbers, SunRail's ridership growth continues to outpace the national average.</li></ul></li></ul>	

- Ridership is starting to pick back up which is a very good sign.
- Choo-Choo to the Zoo Excitement
  - SunRail is partnering with the Central Florida Zoo & Botanical Gardens again this summer for Choo-Choo to the Zoo, a free trolley from the Sanford SunRail Station to the Zoo.
    - Runs Monday – Friday, 7/17 -7/28.
    - Riders receive a 20% discount off general admission.
  - Due to popular demand and the promotion's success, Choo-Choo will be extended an extra week and will now run through Friday, 8/4.
- Osceola County Library Outreach
  - SunRail partnered with the Osceola County Library System for their 2023 Summer Learning Program. This program is for all ages and ran from June 5 – July 28 at all the county libraries. The marketing team created a presentation which is fun and interactive for both kids and their parents and included:
    - Safety materials
    - Pedestrian safety role-playing game
    - Junior Conductor Coloring Hats
  - Visited over six libraries, with over 400 participants talking about SunRail and rail safety.
- Phase 2 North and Deland Station Updates
  - Photos were shown of site work progressing and the work at the platform is beginning. Should start to see more progress over the next few weeks.
  - Photos were shown of the double track and signal work that is ongoing at north of Ft Florida Road grade crossing.
- Osceola County Drainage Improvements due to Hurricane Ian
  - Updated photos were shown of the progress completed north of E. Carroll Street and north of Vine Street in the vicinity of the East City Canal. The repair work involved installing culverts to improve drainage and fix damage and erosion caused by Hurricane Ian. Track work is ongoing in this area.
- Average Daily Ridership: May-June Average – 4,123
- On Time Performance Average – above 90%
  - **Goal** 95%      **Actual** 92.2%      **Contract** 98.3%
    - On-time 19 days
    - 44 Operating days
    - Ran 1,760 trains
- PTC Success YTD Active Operating (through June 30, 2023) success continues with operating close to 100%
  - SunRail                      99.9%
  - CSX                            99.9%
  - Amtrak                        99.7%
- Fiscal Year 22/23 Operating Budget Update
  - Used \$76 Million, around \$4 Million less than budgeted.
  - Our revenue around \$41 Million
- Fiscal Year 22/23 Capital Maintenance
  - About a 50/50 split between Maintenance and Improvement projects



<p><b>Agenda Item:</b> Reports – Lynx Connectivity</p> <ul style="list-style-type: none"> <li>• Lynx Fixed-Route Average Daily Boardings &amp; Alightings by SunRail Station Area <ul style="list-style-type: none"> <li>▪ Lynx saw an 8% increase for ridership in the month of June when compared to FY22.</li> <li>▪ FY 23, seeing a 16% total increase in connectivity ridership.</li> <li>▪ Highest ridership stations continue to be Sanford, Winter Park, Advent Health, and Sand Lake Rd.</li> </ul> </li> <li>• Lynx Feeder Bus Route Analysis (Phase II South Routes) <ul style="list-style-type: none"> <li>▪ For May, saw an increase in ridership with Fixed Route and most Neighbor Links when compared to the same period last year.</li> <li>▪ For June, several routes saw a dip in connectivity ridership when compared to last year.</li> </ul> </li> </ul> <ul style="list-style-type: none"> <li>○ Secretary Tyler explained the Lynx Board passed a service change taking effect August 20<sup>th</sup> that will significantly expand Lynx service to and from the airport. A great opportunity for this community to boost ridership on SunRail. Now that it is set in motion, we as the Department would like to work with Lynx and Orlando International Airport both on the SunRail side as well as on the ‘Rethink your Commute’ side the Department’s Commuter Assistance Program to take advantage of those looking to use ‘Train to Plane’ and increase ridership both for commuters and employees of the airport. Hopefully, there will be more news to share in the future of how we can take advantage of this new service.</li> <li>○ Commissioner Dallari asked with the changes that Lynx has provided what do you think the projected changes in ridership for SunRail will be?</li> <li>○ Chair Janer stated that at the Lynx Board meeting, they projected 44% increase in bus ridership into the Sand Lake station.</li> <li>○ Secretary Tyler shared that he is unsure of the projected ridership increase for SunRail specifically.</li> </ul>	<p><b>Presenter:</b> Bruce Detweiler</p>
<p><b>Agenda Item:</b> Reports – Votran Connectivity</p> <ul style="list-style-type: none"> <li>• Minimal fluctuation of ridership, consistent year over year and month to month.</li> </ul>	<p><b>Presenter:</b> Bobbie King</p>
<p><b>Agenda Item:</b> Reports – Sunshine Corridor</p> <ul style="list-style-type: none"> <li>• We are working on the cost estimates for the Sunshine Corridor as well as the ridership. Also working on the TCAR Study and the public engagement.</li> </ul> <ul style="list-style-type: none"> <li>○ Chair Janer asked when is the TCAR expected to be completed?</li> <li>○ Mr. Cooke responded; the intent is to be done by the end of the year depending on the public outreach timing for scheduling the public meetings.</li> </ul>	<p><b>Presenter:</b> David Cooke</p>
<p><b>Agenda Item:</b> Reports – SunRail Transition Update</p> <ul style="list-style-type: none"> <li>• Increased Steering Group meetings, with members of local funding partners and our Working Group which includes DOT representation, and meets bi-weekly.</li> <li>• A scope of services was received from WSP, to help with transition items including transitioning all the contracts from FDOT over to the Commission.</li> <li>• Also working on terms and conditions, and ultimately developing a contract with our contracted operator.</li> <li>• Scope has been reviewed by representatives from the local funding partners and next step will be for WSP to provide a fee estimate. Once that is received, an Interlocal Agreement will need to be developed and ultimately will be brought to the Commission for approval.</li> <li>• Continue to work on some outstanding items that include coming to a consensus on the transition date with FDOT, encroachment issues, and a draft transition agreement. All these items are still being discussed.</li> </ul>	<p><b>Presenter:</b> Tawny Olore</p>


- Goal to discuss the regional benefits beyond ridership and review how SunRail continues to be a leading economic engine throughout Central Florida. A leading concern is SunRail doesn't pay for itself or make money.
- Transit-oriented development (TOD) is a planning strategy that aims to concentrate jobs, housing, and services around public transport stations.
- Built 16 stations, 17<sup>th</sup> station in progress, the presentation shows the economic growth surrounding the stations.
  - Current projects:
    - Volusia County – DeBary Station, Integra 289 Exchange Luxury Apartments. 289 Units built at a cost of \$55 Million.
    - Seminole County – Lake Mary Station, Station House Apartments. 200 Units with adjacent commercial real estate built at a cost of \$32 Million.
    - Seminole County – Longwood Station, Weston Park Apartments. 208 Apartments built at a cost of \$30 Million.
    - Orange County – Maitland Station, The Parker Apartments. Luxury 1, 2, & 3 Bedrooms at a construction cost of \$47 Million.
    - City of Orlando – Church St Station, Truist Building, 240 residential units. Over 198,000 sq ft of commercial space and \$133 Million in construction.
    - Osceola County – Tupperware Station, San Mateo Crossing Apartments, 352 Units. Orlando Health Emergency and Medical Pavilion and future developments totaling over \$360 Million.
  - New projects:
    - Seminole County – Sanford Station, The Henry. 294 rental apartments, created over 500 temporary and full-time jobs with a construction cost of \$55.9 Million.
    - City of Orlando – Lynx Central Station, Society Orlando. \$140 Million in construction, 889 Residential units, 85,000 sq ft of retail and 35,000 sq ft of co-working space.
  - Future projects:
    - Volusia County – DeBary Station, Main St. Will include 37,500 sq ft of first floor retail space, 1–2-bedroom apartments totaling 230 total units, and a 9,000 sq ft community plaza.
    - City of Orlando – Church St Station, The Edge. 34-Story mixed use skyscraper. 200,000 sq ft of office space and 4,000 sq ft of retail space. 230 residential units. This will also include the relocation of the south-bound Church St. Station SunRail Station Platform.
    - Osceola County – Tupperware Station, Tupperware Apartments. 448 Unit complex and co-working spaces including a dog park and clubhouse with two pools.
    - Osceola County – Poinciana Station, Falcon Trace. Affordable housing with 354 total units and additional development forecasted.
- College Connections – Use SunRail to get to Seminole State College (Lake Mary Station), UCF/Valencia downtown campus (Lynx Central Station), FAMU Law School (Lynx Central Station).
- Property Value Growth: Since operation began, the state and federal partners have seen every dollar invested to build the system returns four dollars to the local economy in the form of property value growth.
- SunRail's sixteen station areas experienced \$2.4 Billion dollars (or close to 63%) in cumulative property value growth, outpacing their control areas by 22.9%.
- Jobs, economy, efficient transportation, and rising property values.
- Evolve, the Marketing Group, will be creating a dedicated SunRail website to highlight the TOD projects in the area and provide valuable information and shareable TOD presentations for stakeholders use.

- Commissioner Dallari asked what is the increase in the TIFF either 1/2 mile or 3/4 mile out for the TOD?
- Mr. Heffinger explained he would need to get that information but did not know at this time.
- Commissioner Dallari shared that Mr. Heffinger could work with the Property Appraiser's Office to get that information.
- Mr. Nieves-Ruiz shared a reminder to all county members, the Central Florida Regional Planning Council offers economic impact analysis services, and each county can ask for an analysis.
- Chair Janer responded that they would keep that in mind to update the study, especially with a new station in DeLand coming online soon.

**Next Meeting:** Work Session – August 24, 2023, at 2:00 PM at Lynx Central Station – Admin. Building

**Meeting Adjourned:** 2:32 PM





# PLEDGE OF ALLEGIANCE

## (Please Stand)

I pledge allegiance to the Flag of the United States of America, and to the Republic for which it stands, one Nation under God, indivisible, with liberty and justice for all.

# TITLE VI



This meeting, project, or study is being conducted without regard to race, color, national origin, age, sex, religion, disability or family status. Persons wishing to express their concerns relative to FDOT compliance with Title VI may do so by contacting:

Esta reunión, proyecto o estudio se lleva a cabo sin distinción de raza, color, origen nacional, edad, sexo, religión, discapacidad o estado familiar. Las personas que deseen expresar sus inquietudes relativas al cumplimiento del Título VI por parte del FDOT pueden hacerlo comunicándose con:

Reyinyon, pwojè, oswa etid sa a ap fèt san konsiderasyon ras, koulè, orijin nasyonal, laj, sèks, relijyon, andikap oswa sityasyon fanmi an. Moun ki vle ekspriye enkyetid yo konsènan konfòmite FDOT ak Tit VI ka fè sa lè yo kontakte:

## **ROGER MASTEN**

SunRail Title VI Coordinator

801 SunRail Drive

Sanford, Florida 32771

[Roger.Masten@dot.state.fl.us](mailto:Roger.Masten@dot.state.fl.us)

## **STEFAN KULAKOWSKI**

State Title VI Coordinator

605 Suwannee Street, MS65

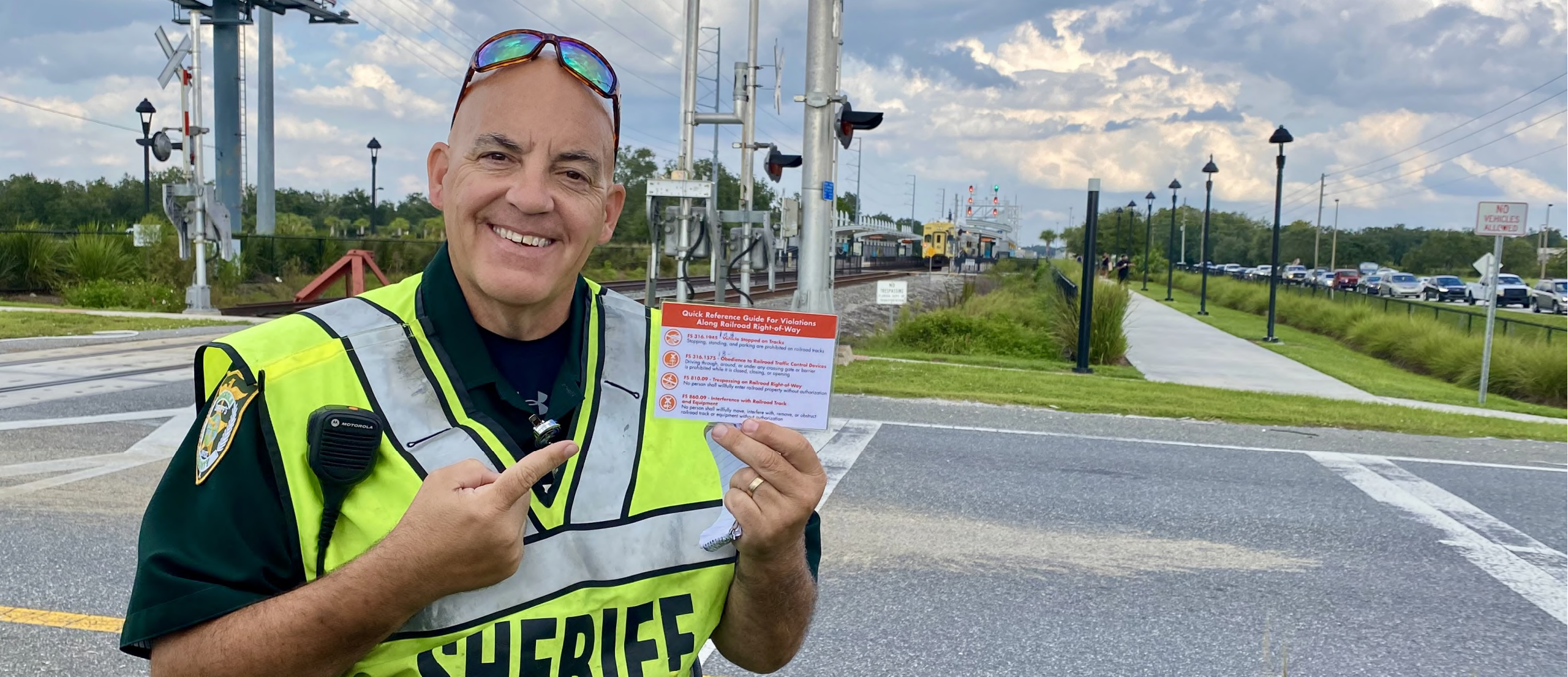
Tallahassee, Florida 32399

[Stefan.Kulakowski@dot.state.fl.us](mailto:Stefan.Kulakowski@dot.state.fl.us)



WELCOME





RAIL SAFETY WEEK  
LEO APPRECIATION AND RECOGNITION





# APPROVAL

ADOPTION OF JULY 27, 2023 MEETING MINUTES





# PUBLIC COMMENTS





# REPORTS

## **A. CUSTOMER ADVISORY COMMITTEE**

Luis Nieves-Ruiz, Chair

## **B. TECHNICAL ADVISORY COMMITTEE**

Tawny Olore, P.E., Chair

## **C. AGENCY UPDATE**

David Cooke

## **D. CONNECTIVITY**

LYNX Update – Bruce Detweiler

Votran Update – Bobbie King







# CAC CHAIR'S REPORT

LUIS NIEVES-RUIZ





# TAC CHAIR'S REPORT

TAWNY OLORE, P.E.





# AGENCY UPDATE

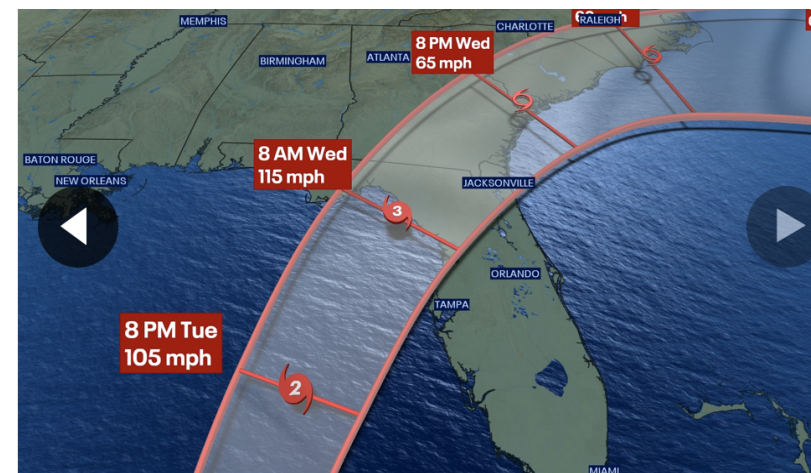
DAVID COOKE





# HURRICANE IDALIA RESPONSE

- In anticipation of landfall on August 30, service was temporarily suspended August 29 to prepare the corridor
- The tracks and signals were inspected as debris was removed and gates reinstalled on August 30
- Service completely restored on August 31
- Community was fully informed throughout the process through media releases, online/app updates, and social media





# NEW AND IMPROVED TRAIN TO PLANE

Beginning Monday, August 21, LYNX increased the number of buses and frequency of routes, 111, 11, and 42, from Sand Lake Station to Orlando International Airport

New campaign highlights:

- Increased frequency of buses for a quick and easy connection
- Advanced wayfinding signage
- New marketing campaign will target both commuters and travelers

# Train to Plane



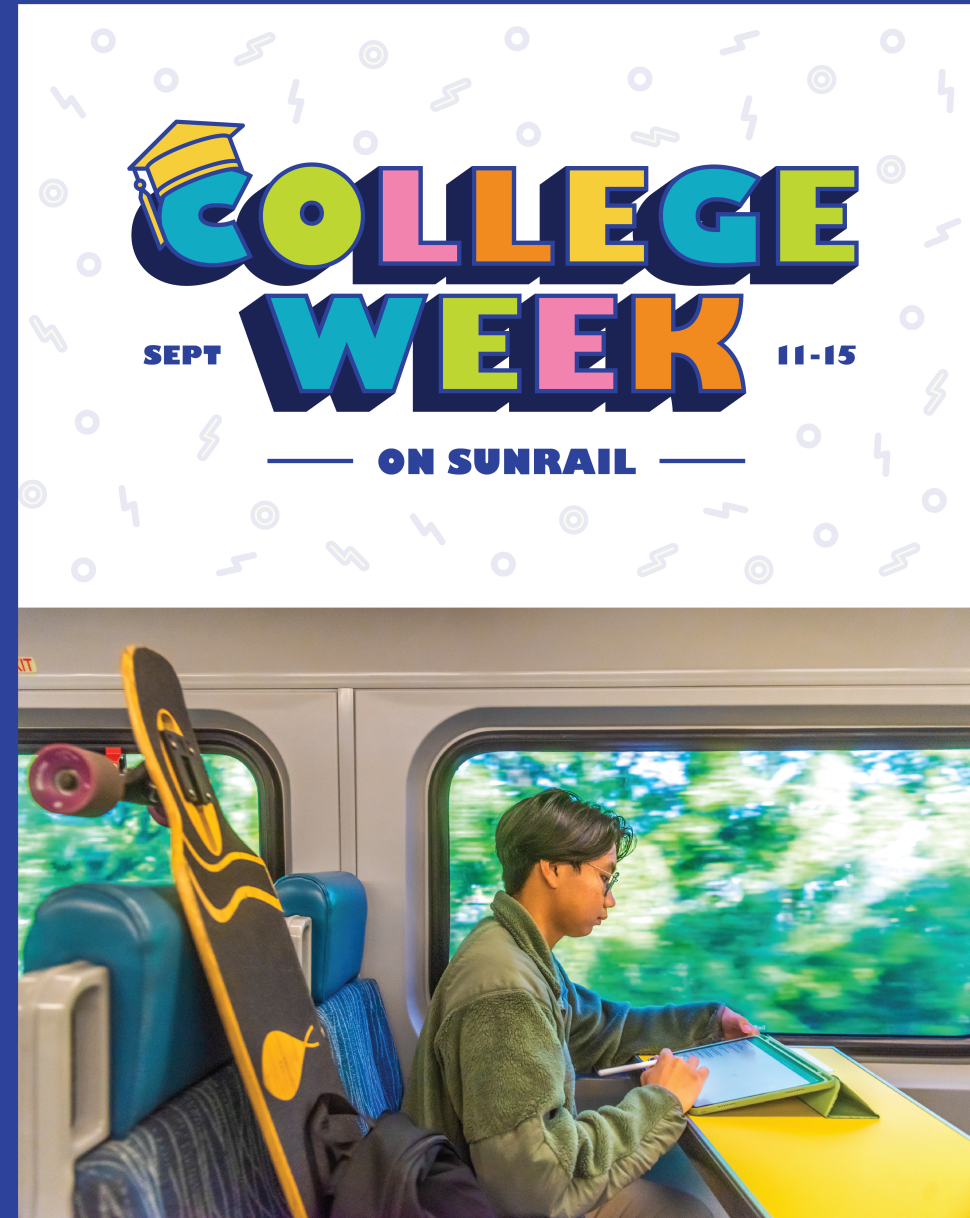




# COLLEGE WEEK EXCITEMENT!

SunRail partnered with colleges and universities in Central Florida to bring back College Week.

Students, faculty, and staff were able to ride free for the week of September 11 -15, when they showed the conductor a valid college ID from one of the nine participating schools.




**RIDE FREE WITH YOUR COLLEGE ID**



# COMING SOON...

- Mobility Week:  
October 27 – November 3
- Boo! On Broadway:  
Friday, October 27
- Mobile Ticketing Pilot Program
- Holiday Promotions

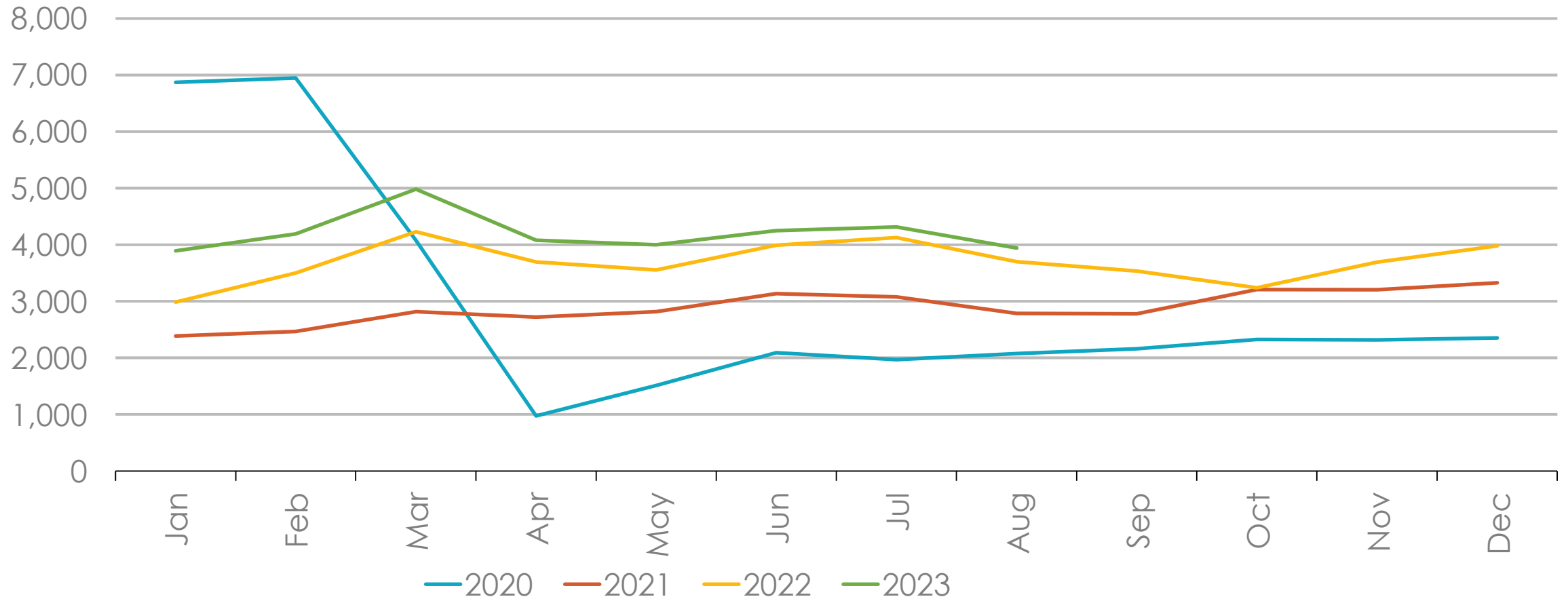






# AVERAGE DAILY RIDERSHIP

**JUL - AUG AVERAGE - 4,126**





## ABOVE AVERAGE

- On-Time 22 Days
- 63 Operating Days
- Ran 2,500 Trains

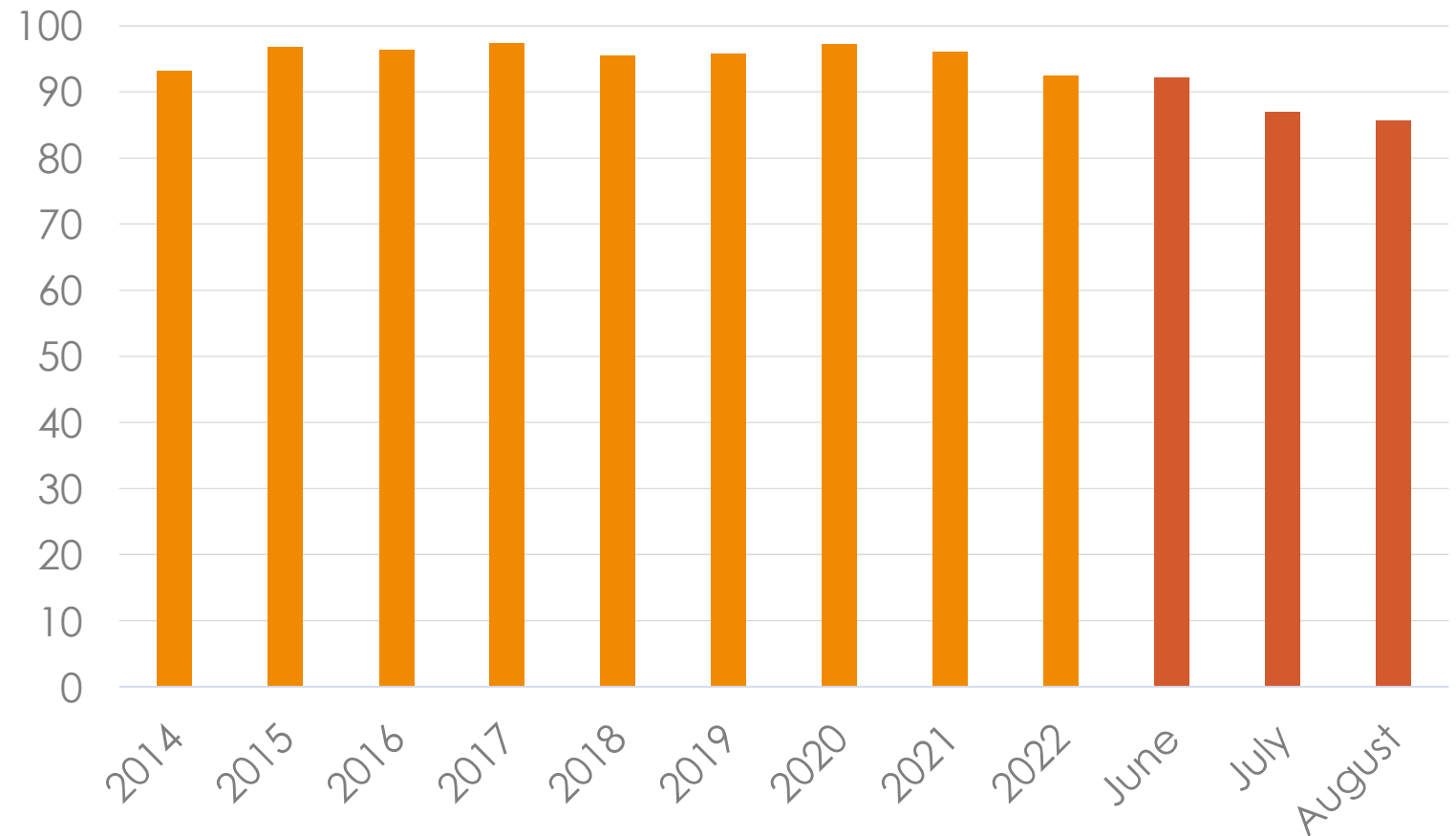
## ON-TIME PERFORMANCE AVERAGE

June - August 2023

Goal = 95%

Actual = 88.3%

Contract = 98.1%





# PTC SUCCESS

- 2023 Year to Date\* PTC Active Operating Percentage:
  - SunRail 99.9%
  - CSX 99.9%
  - AMTRAK 99.8%

\*Through August 31, 2023





# LYNX CONNECTIVITY

LYNX Fixed-Route Average Daily Boardings & Alightings by SunRail Station Area

SUNRAIL STATION	Fiscal Year 2023												ANNUAL DAILY AVERAGE
	Oct	Nov	Dec	Jan	Feb	Mar	Apr	May	Jun	Jul	Aug	Sep	
<i>Days of Operation</i>	<b>21</b>	<b>18</b>	<b>22</b>	<b>22</b>	<b>20</b>	<b>23</b>	<b>20</b>	<b>23</b>	<b>22</b>	<b>21</b>	<b>21</b>		<b>21</b>
<b>Sanford</b>	284	257	258	283	286	297	265	283	278	282	282		<b>278</b>
<b>Lake Mary</b>	73	77	70	79	74	83	82	67	81	74	75		<b>76</b>
<b>Longwood</b>	73	72	73	78	93	89	79	80	68	66	76		<b>77</b>
<b>Altamonte Springs</b>	157	135	146	155	161	150	145	147	142	138	149		<b>148</b>
<b>Maitland</b>	11	10	11	10	14	13	12	12	12	13	14		<b>12</b>
<b>Winter Park</b>	295	288	315	315	326	340	324	325	315	329	391		<b>324</b>
<b>AdventHealth</b>	314	321	346	357	401	348	373	320	314	295	317		<b>337</b>
<b>LYNX Central Station</b>													-
<b>Church Street Station</b>													-
<b>Orlando Health/Amtrak</b>	19	17	20	21	26	30	35	25	25	27	26		<b>25</b>
<b>Sand Lake Road</b>	167	174	190	206	192	204	218	200	186	179	197		<b>192</b>
<b>Meadow Woods</b>	143	128	107	114	124	117	110	128	132	112	121		<b>121</b>
<b>Tupperware</b>	16	9	15	14	19	22	21	15	13	8	14		<b>15</b>
<b>Kissimmee Intermodal</b>													-
<b>Poinciana</b>	3	4	6	6	6	9	10	9	9	6	7		<b>7</b>
<b>Total - All Stations</b>	<b>1,555</b>	<b>1,492</b>	<b>1,557</b>	<b>1,638</b>	<b>1,722</b>	<b>1,702</b>	<b>1,674</b>	<b>1,611</b>	<b>1,575</b>	<b>1,529</b>	<b>1,669</b>		<b>1,611</b>
Percent change from FY 22 to FY 23	21%	16%	18%	39%	29%	20%	18%	10%	8%	3%	13%		16%



# LYNX CONNECTIVITY

## LYNX Feeder Bus Route Analysis (Phase II Routes)

LINK	July		Change	% Change
	FY22	FY23		
18	19,095	15,108	(3,987)	-21%
418	4,716	4,787	71	2%
155	884	467	(417)	-47%
306	1,915	2,297	382	20%
604	244	206	(38)	-16%
831*	562	613	51	9%



# LYNX CONNECTIVITY

## LYNX Feeder Bus Route Analysis (Phase II Routes)

LINK	August		Change	% Change
	FY22	FY23		
18	20,128	20,605	477	2%
418	5,001	4,864	(137)	-3%
155	923	899	(24)	-3%
306	1,871	2,0321	160	9%
604	291	185	(106)	-36%
831	759	802	43	6%



# VOTRAN CONNECTIVITY

Activity at DeBary Station	Fiscal year 2021												Annual Daily Average
	Oct-20	Nov-20	Dec-20	Jan-21	Feb-21	Mar-21	Apr-21	May-21	Jun-21	Jul-21	Aug-21	Sep-21	
Days of Operation	22	20	22	20	20	20	22	20	22	22	22		232
Total Monthly Ridership	827	616	664	478	561	542	753	788	800	1,049	1,120	896	9,094
Avg Daily Ridership	38	31	30	24	28	27	34	39	36	48	51	43	36

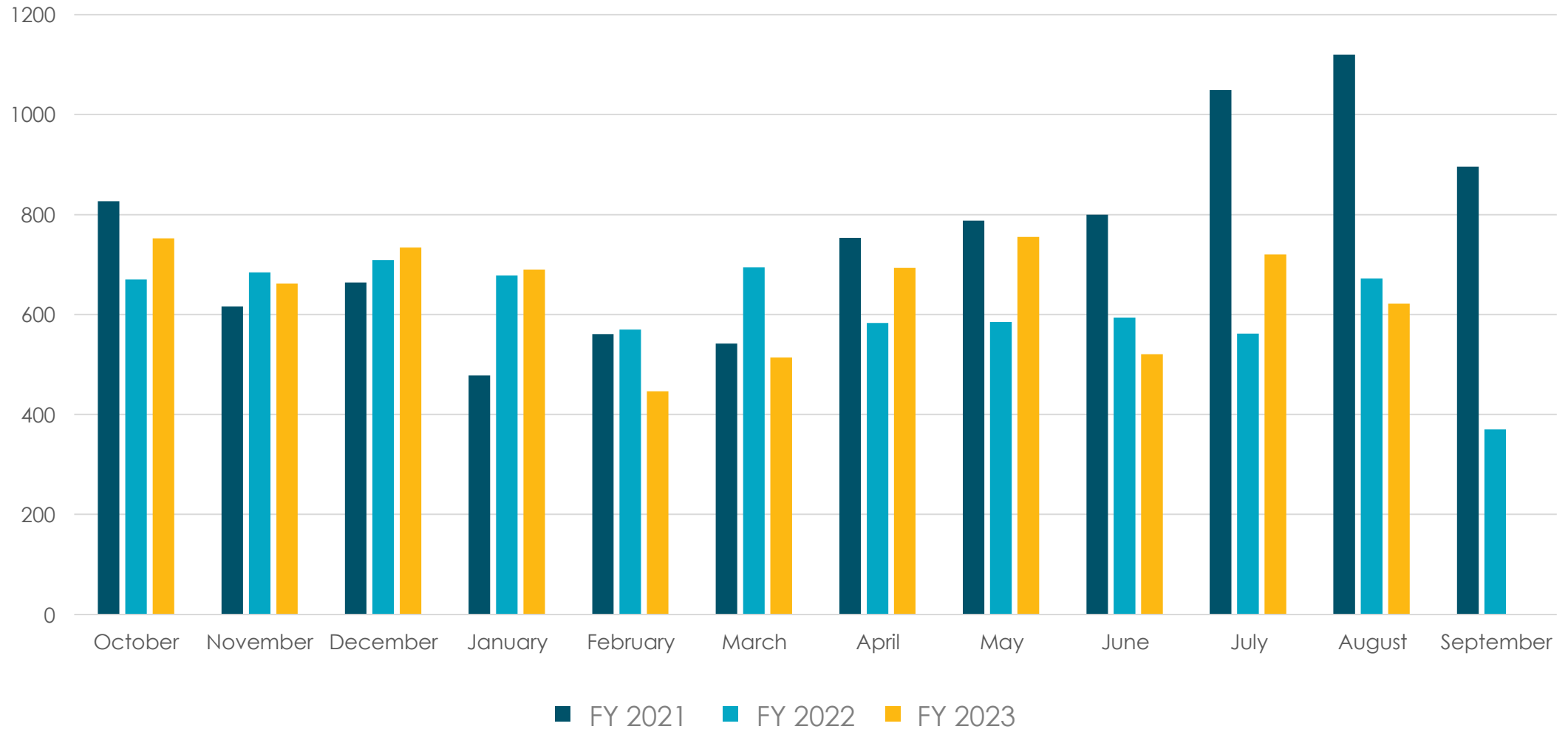
Activity at DeBary Station	Fiscal year 2022												Annual Daily Average
	Oct-21	Nov-21	Dec-21	Jan-22	Feb-22	Mar-22	Apr-22	May-22	Jun-22	Jul-22	Aug-22	Sep-22	
Days of Operation	21	21	23	21	20	23	21	21	22	20	23	20	256
Total Monthly Ridership	670	684	709	678	570	694	583	585	594	562	672	370	7,371
Avg Daily Ridership	32	33	31	32	29	30	28	28	27	28	29	19	29

Activity at DeBary Station	Fiscal year 2023												Annual Daily Average
	Oct-22	Nov-22	Dec-22	Jan-23	Feb-23	Mar-23	Apr-23	May-23	Jun-23	Jul-23	Aug-23	Sep-23	
Days of Operation	21	20	22	22	20	23	20	22	22	20	23		235
Total Monthly Ridership	752	662	734	690	446	514	693	755	521	720	622		7,109
Avg Daily Ridership	36	33	33	31	22	22	35	34	24	36	27		30

NOTES: Votran service was suspended from Wednesday, 11/2 through Friday, 11/4.. Votran service was suspended on Thursday, 11/3



# VOTRAN SUNRAIL CONNECTIVITY







# DISCUSSION ITEMS

SunRail Transition Update - Tawny Olore, P.E.

Rail Safety Week, Phase 2 North, Fare Collection System Update – Mike Heffinger, P.E.

Sunshine Corridor Update - Secretary John E. Tyler, P.E.





# SUNRAIL TRANSITION UPDATE

Tawny Olore, P.E.





RAIL SAFETY WEEK  
SEPTEMBER 18 – 22, 2023  
Mike Heffinger, P.E.







# AVOID THE IMPACT

*Rail Safety Week 2023*

The 2023 SunRail Safety Week campaign was designed to stop readers in their tracks as they consider the far-reaching implications of making rail safe decisions.

- Featured SunRail crews and law enforcement in videos describing the different emotional, financial, psychological, and physical impacts of a collision
- Promotion with community partners
- Tremendous earned media throughout the week with local news organizations





# OPERATION SAFE TRACK

*Partners in Law Enforcement*

Largest law enforcement presence to date for education and grade crossing enforcement days

- Over 20 grade crossings
- All counties and cities of the CFRC participated
- Strong presence with educational handouts, warnings, and citations







# PHASE 2 NORTH CONSTRUCTION UPDATE

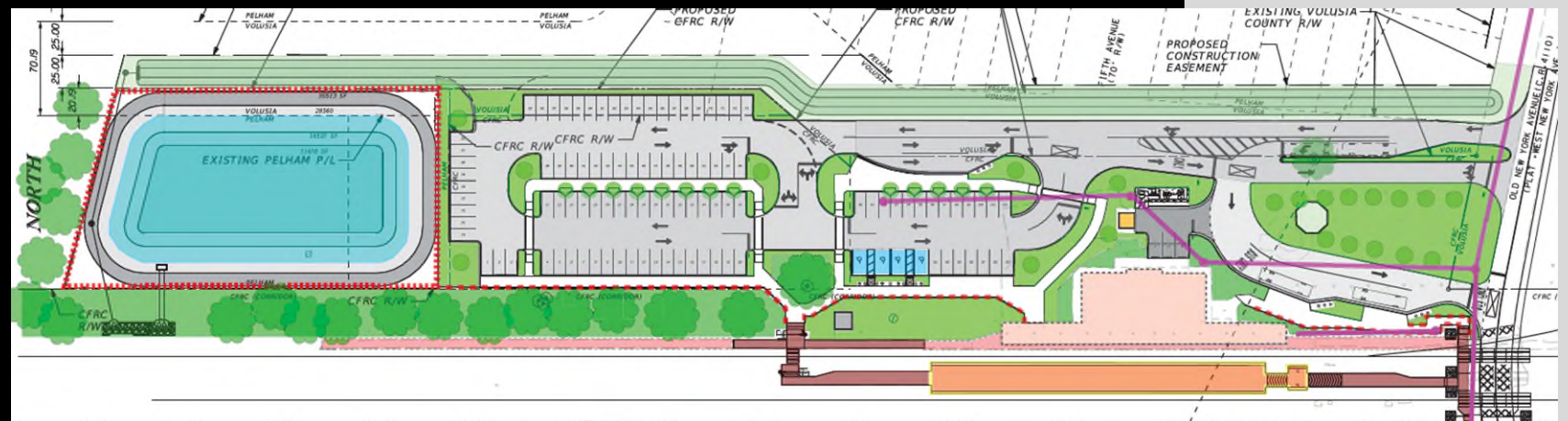






# DELAND STATION CONSTRUCTION PROGRESS

- Front entry excavated while maintaining access to working Amtrak Station
- Main parking area cleared - 102 spaces
- Drainage & retention pond in development







# DELAND STATION CONSTRUCTION PROGRESS



Concrete footers for the columns and station platform under construction. Rebar that is embedded in the grade beams and concrete columns will tie the entire platform together.







# DELAND STATION CONSTRUCTION PROGRESS

- Public Outreach and resident meetings continue along the corridor
- Grade crossing improvements and implementation of safety initiatives like dynamic envelopes activated at key locations
- Laying 3.6 miles of new double-tracking underway







# FARE COLLECTION SYSTEM UPDATE





# SUNRAIL'S ADVANCED TICKETING SYSTEM

*Fast, Flexible, and Budget-Friendly*

SunRail looked to upgrade the existing legacy fare system to accomplished 3 key objectives:

1. Provide Greater Customer Ticketing Options such as Mobile Ticketing
2. Streamline Operational and Maintenance Costs
3. Manage a Faster and More Efficient Servicing Protocol







# SUNRAIL'S ADVANCED TICKETING SYSTEM

*Fast, Flexible, and Budget-Friendly*

- SunRail's new Ticket Vending Machines have arrived and are being inspected in FDOT's warehouse
- Tickets will print a QR code on standard paper stock, greatly reducing costs
- 67 TVMs - 22 are Full Service and 45 are Cashless



CURRENT TVMs



NEW TVMs



# SUNRAIL'S ADVANCED TICKETING SYSTEM

*Fast, Flexible, and Budget-Friendly*

- Ticket Validating Units (TVUs) and Hand-Held Ticket Validators (HHTV) have arrived and are being tested in the FDOT warehouse
- Advanced TVUs will be able to read Single-Day Paper Tickets, SunCards, and Mobile Tickets from your Smart Phone
- Conductor Hand-Held Validators are Smaller, Faster, and more Efficient



100 TICKET  
VALIDATING UNITS



28 CONDUCTOR  
VALIDATORS




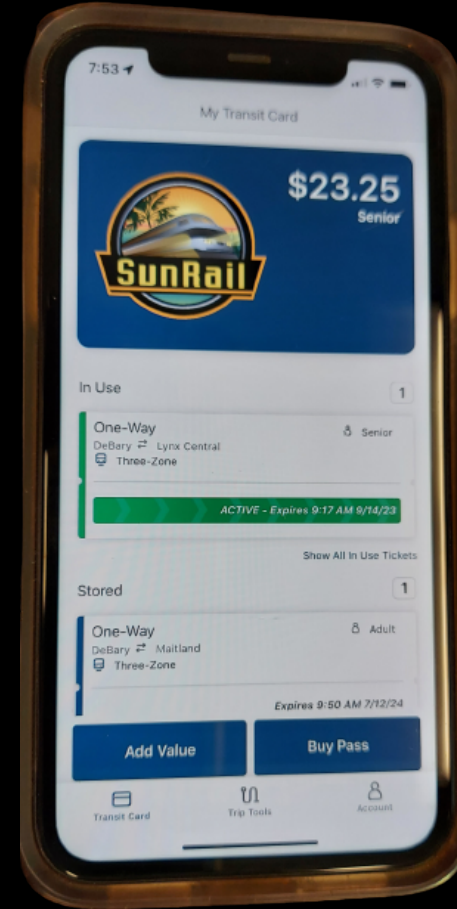


# SUNRAIL'S ADVANCED TICKETING SYSTEM

*Fast, Flexible, and Budget-Friendly*

## Mobile Ticketing

- Compatible with Apple and Android Smart Phones
- Saves time by allowing users to purchase train tickets in advance
- Easy to manage rider SunCard Accounts
- Greatly reduces the need and expense of printing single-day tickets and SunCards





# SUNRAIL'S ADVANCED TICKETING SYSTEM

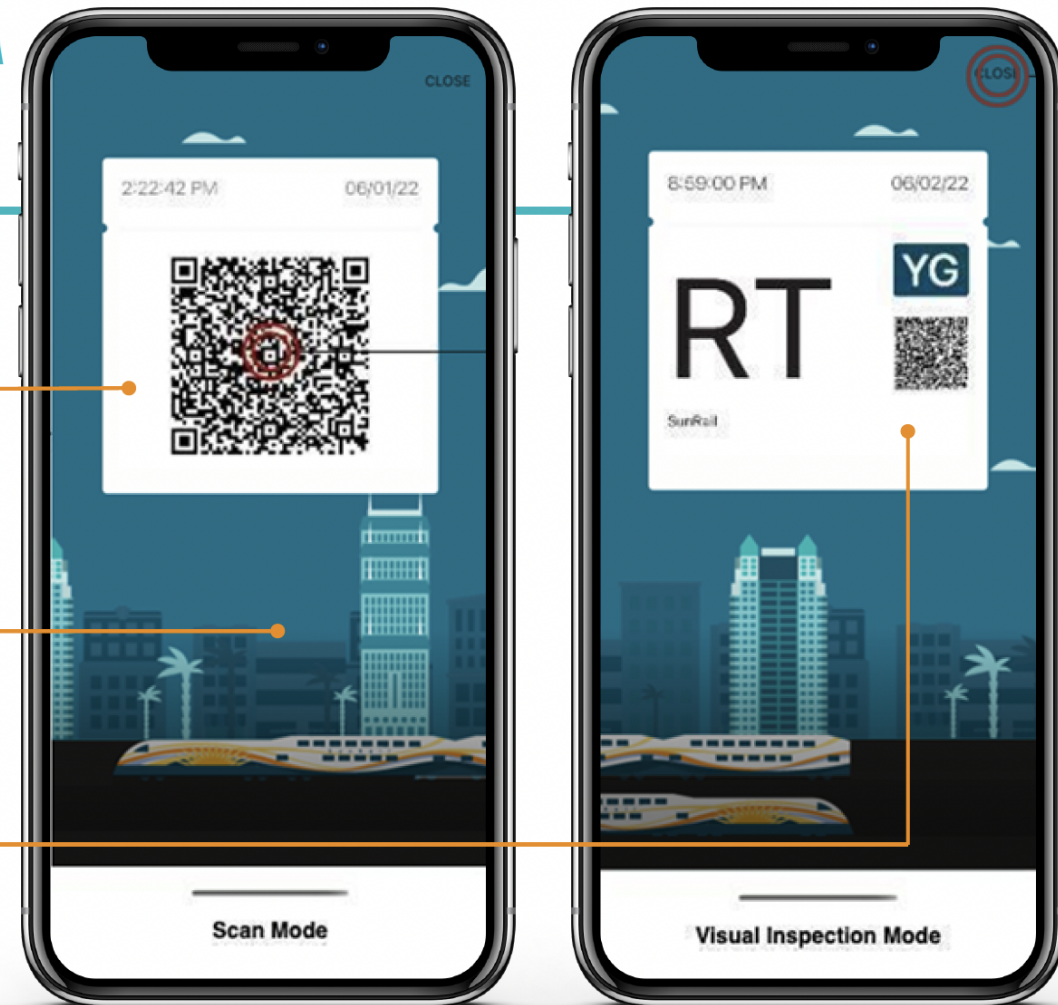
*Fast, Flexible, and Budget-Friendly*

## MOBILE TICKETING CUSTOM SCREEN DEVELOPMENT

QR Code generation for Ticket Purchase and Validation

Animated Central Florida Custom Cityscape Background

Ticket Validation for Conductor Inspection





# SUNRAIL'S ADVANCED TICKETING SYSTEM

*Fast, Flexible, and Budget-Friendly*

## Testing & Rollout Timelines

- Mobile Ticketing App
  - Internal Testing - Current
  - External Test Group - October 2023
  - Public Release - November 2023
- Ticket Vending Machines & TVUs
  - Platform installation - February 2024
  - Final installation - March/April 2024







# SUNSHINE CORRIDOR UPDATE

Secretary John E. Tyler, P.E.





# Preliminary Results

- Ridership Model – Strong Ridership to OIA, OCCC, and South I-Drive
- Cost estimates – Over \$2B Capital Costs from OIA to OCCC
- Utilizing recent experience to develop cost estimates



## Sunshine Corridor Project Goals



Connect residents to employment, leisure opportunities, and essential services



Promote economic development and increase local commerce



Produce environmental benefits associated with air quality and energy through the reduction of single-occupant vehicle travel



Provide a cost-effective regional transportation solution that reduces the need for roadway capacity or expansion projects



Provide a safe travel option for regional travel



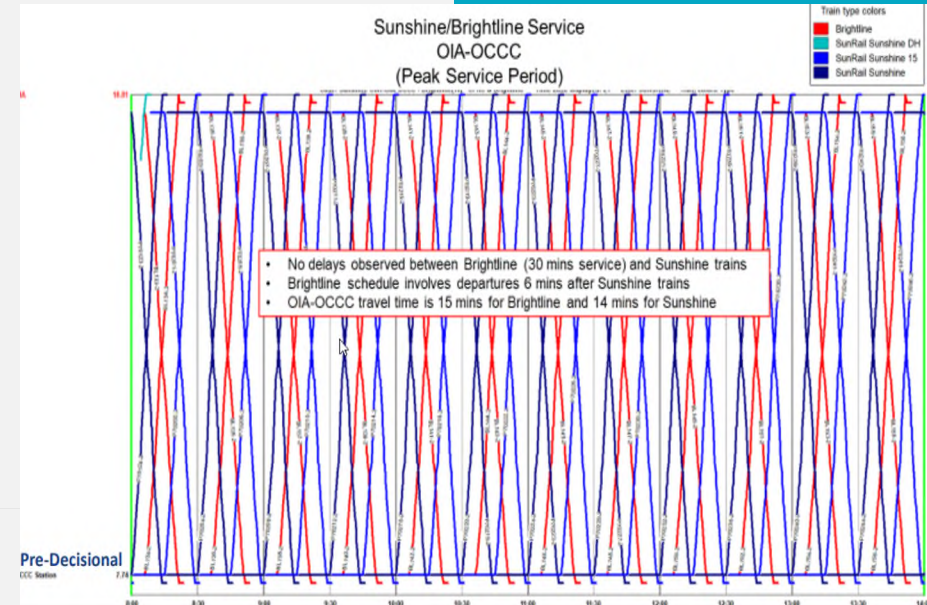
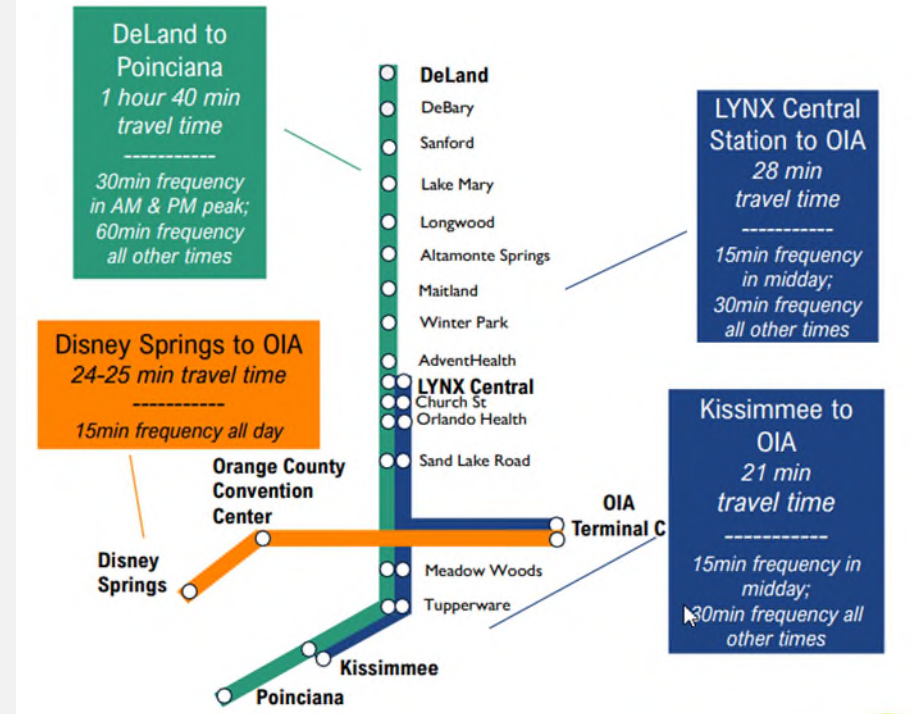
Enhance transportation equity by making regional transit options more viable





# Feedback is Driving Adjustments

- Transfer Location Options
- Levels of Service
- Quality of Service





# Next Steps

- Final Report by Working Group sometime later this Fall
- Multiple Paths Forward for the Commission to consider.
- FDOT funding outlook for programs for Rail and Transit.
- TCAR Public Involvement from October through November

- Engagement with all potential stakeholders



Sunshine  
Corridor  
Public  
Opinion  
Survey



- Online Survey through Survey Monkey to gather input regarding transportation and travel preferences for Central Florida.

We want your  
feedback!  
Scan the QR Code  
with a phone  
camera or reader.



Public &  
Stakeholder  
Engagement



Public  
Involvement  
Plan



Project Overview Presentation for  
agencies, organizations, etc.

Sunshine Corridor  
Working Group  
Policy, Technical, &  
Steering Committees

Stakeholder/Agency  
Coordination







# BOARD MEMBER COMMENTS



# NEXT MEETING

WORK SESSION

OCTOBER 26, 2023, 2:00 PM

Lynx Central Station

Administration building





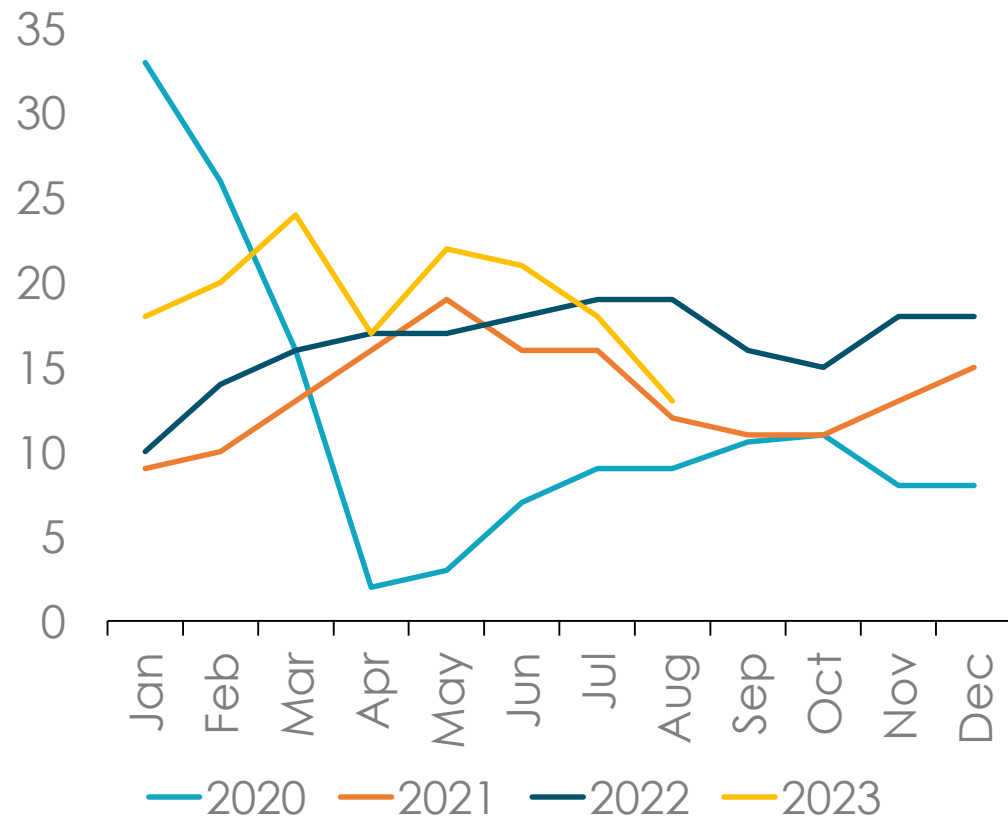
# SUPPORTING CHARTS AND DATA



# ONBOARD STATS

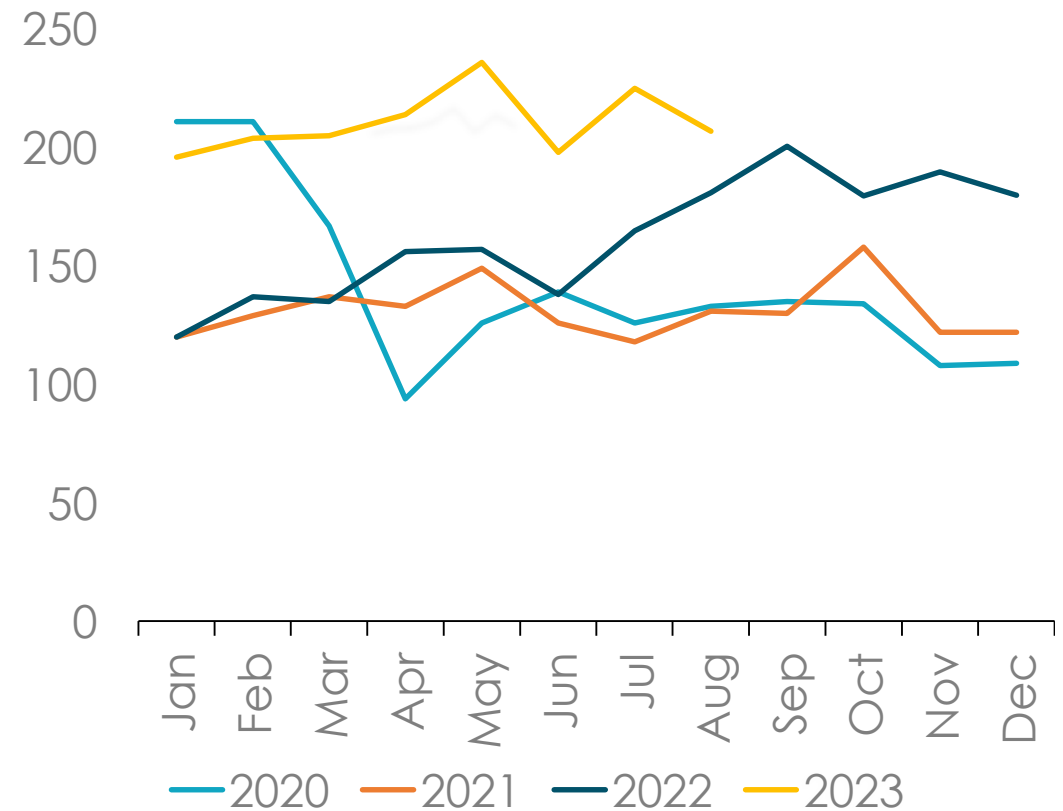
## ADA

Jul-Aug '23 Average: 16



## BICYCLE

Jul-Aug '23 Average: 216

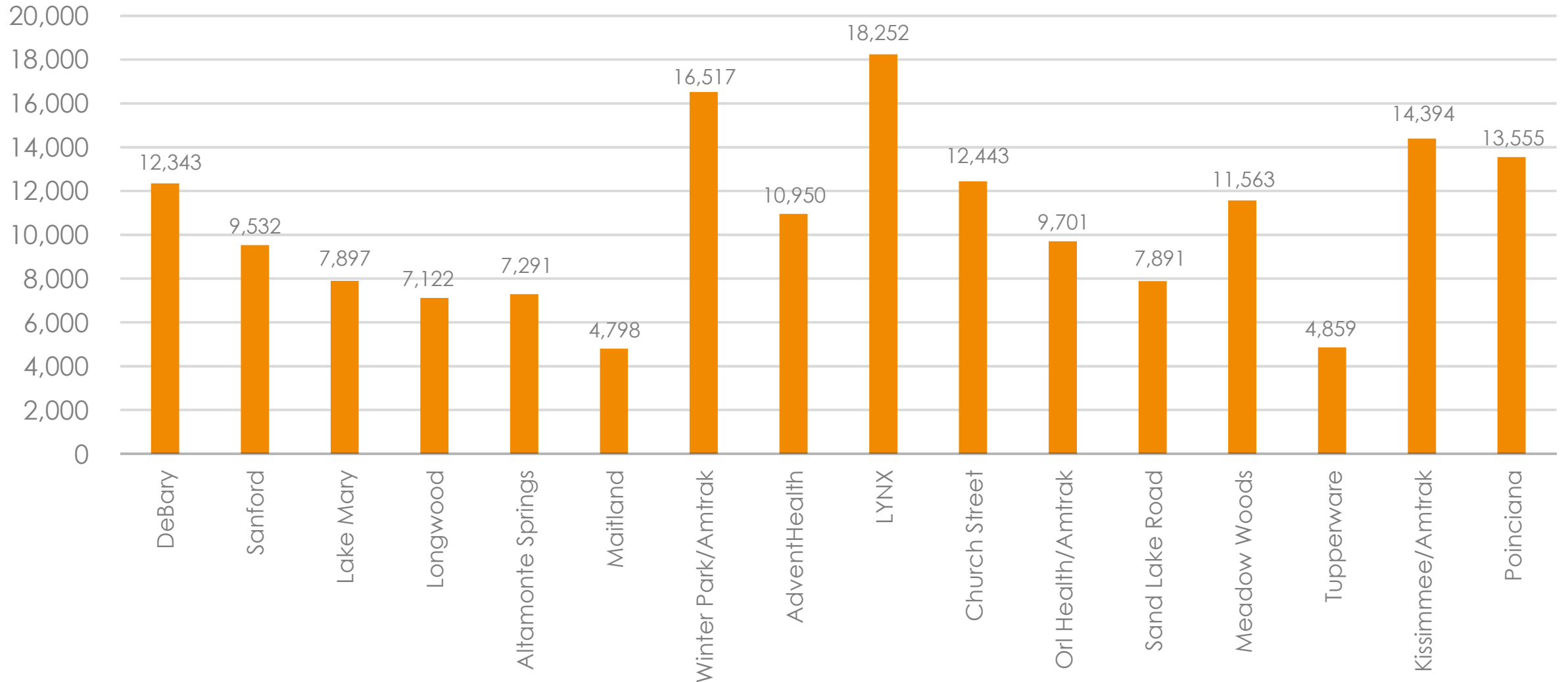






# BOARDING BY STATION

RIDERSHIP JUN - AUG 2023

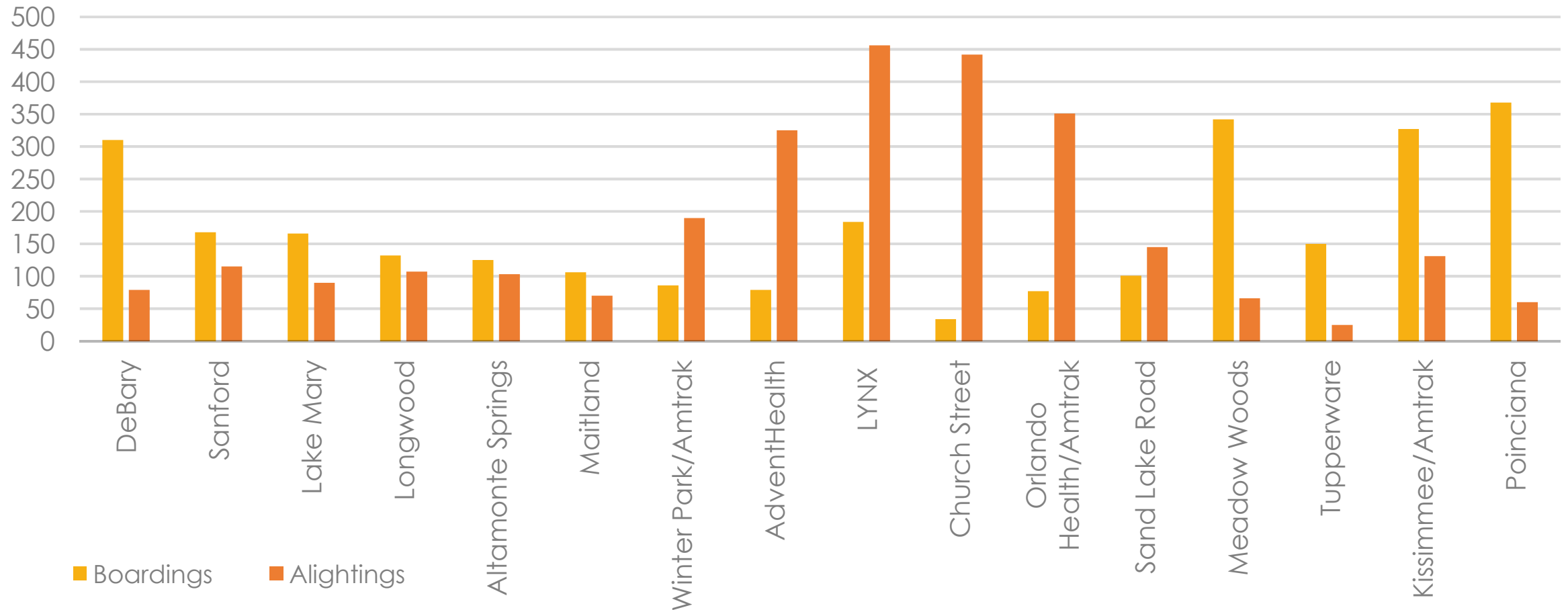




# BOARDING & ALIGHTINGS

JUL - AUG 2023

AM PEAK  
5:45AM - 8:45AM (NB FROM POINCIANA)



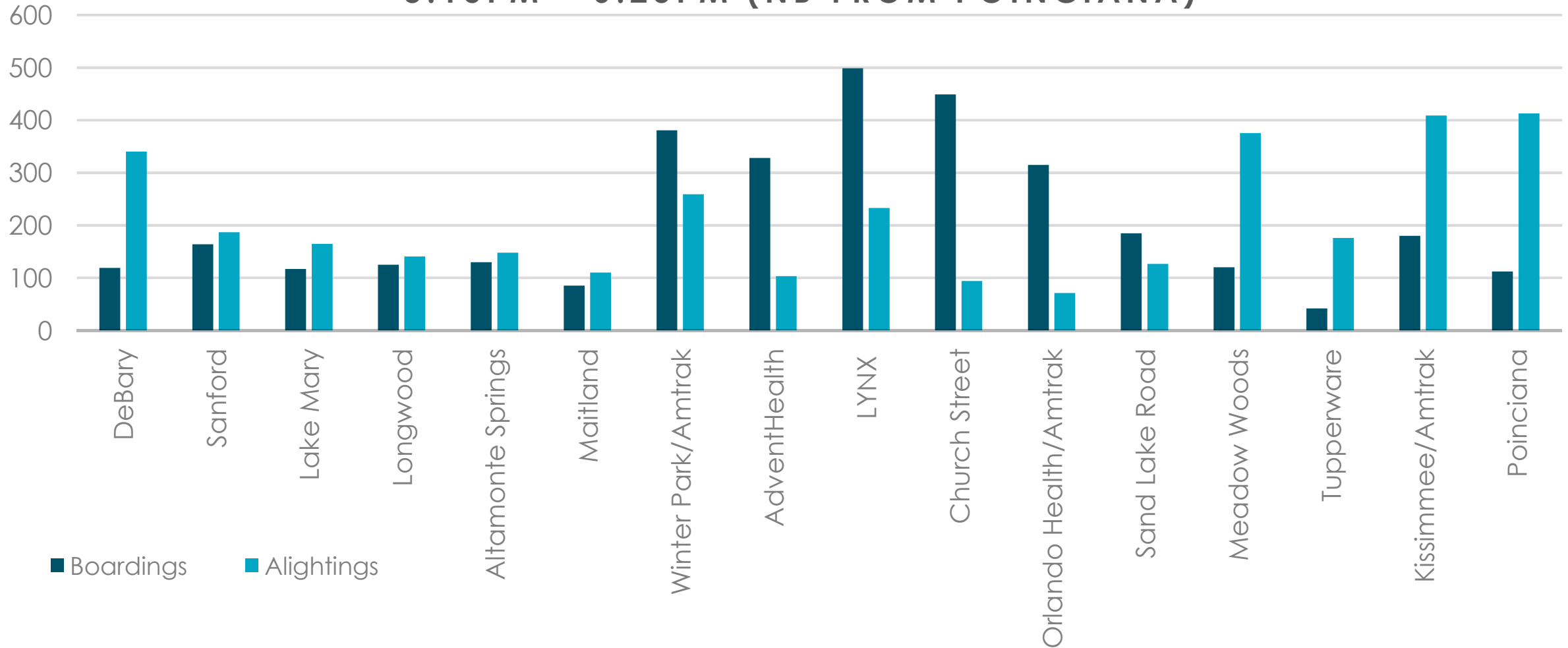




# BOARDING & ALIGHTINGS

JUL - AUG 2023

PM PEAK  
3:15PM - 6:25PM (NB FROM POINCIANA)

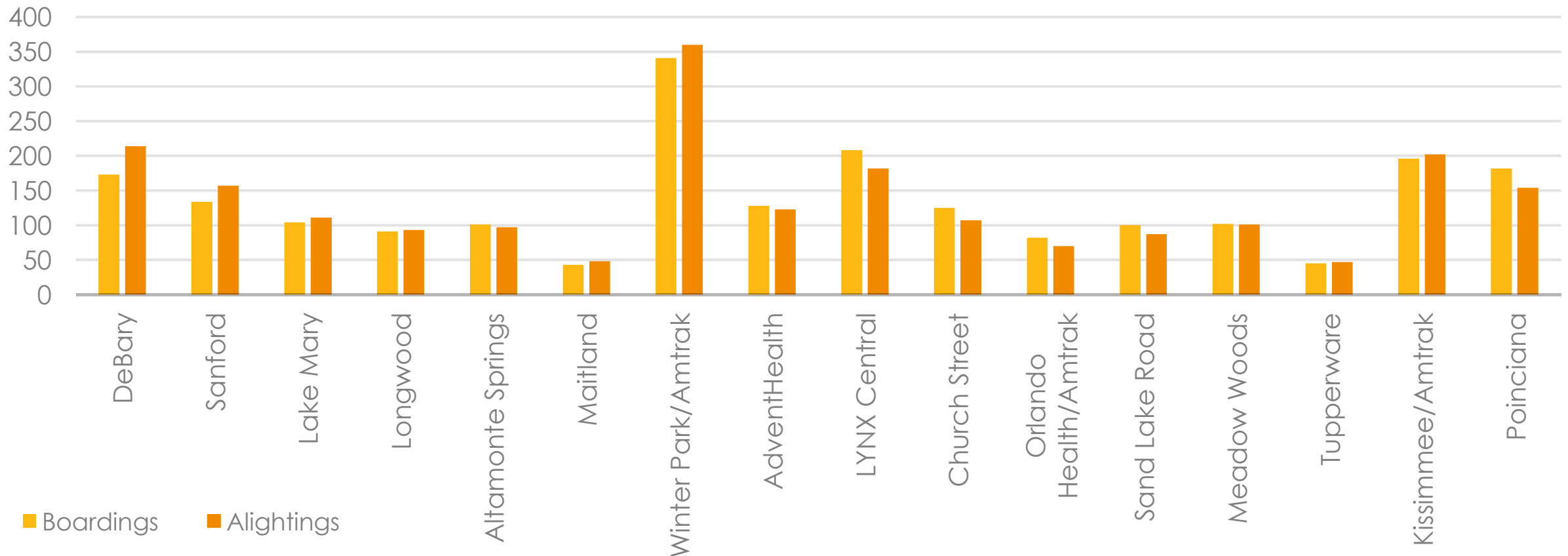




# BOARDING & ALIGHTINGS

JUL - AUG 2023

OFF PEAK  
10:45AM - 2:45PM; 7:25PM - 9:55PM (NB FROM POINCIANA)

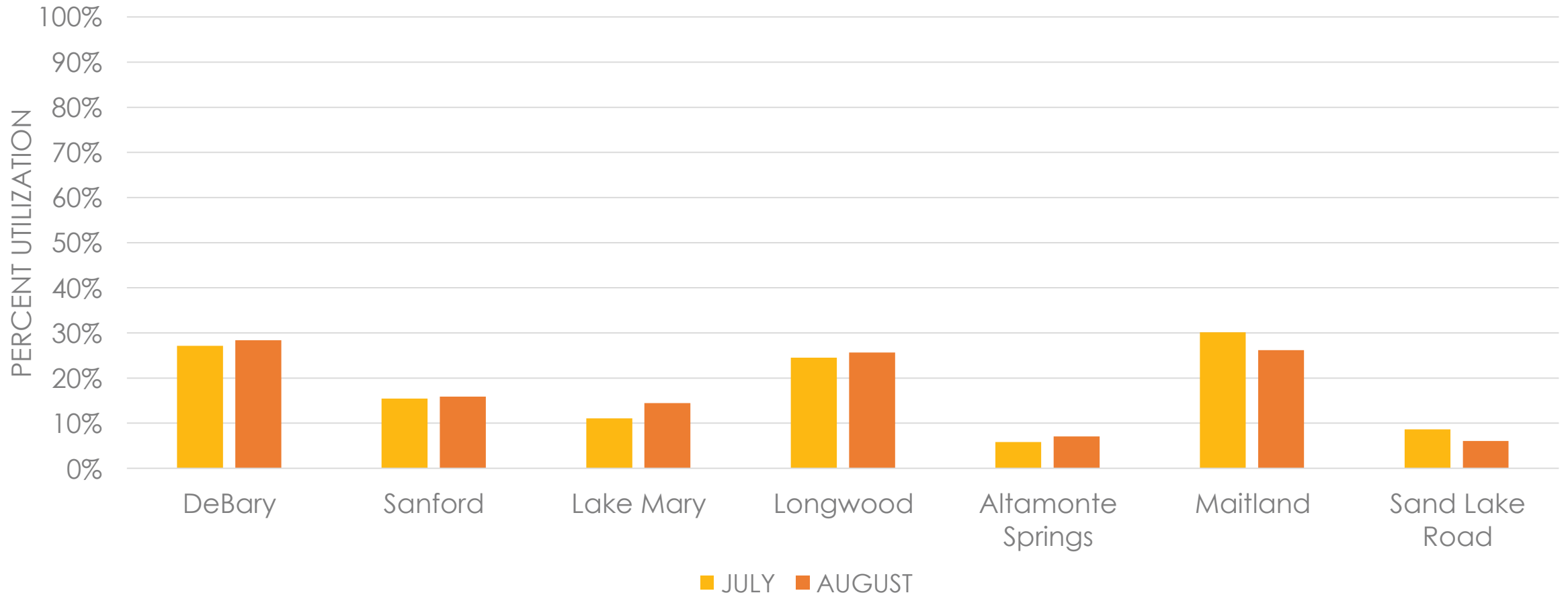






# IOS STATION PARKING

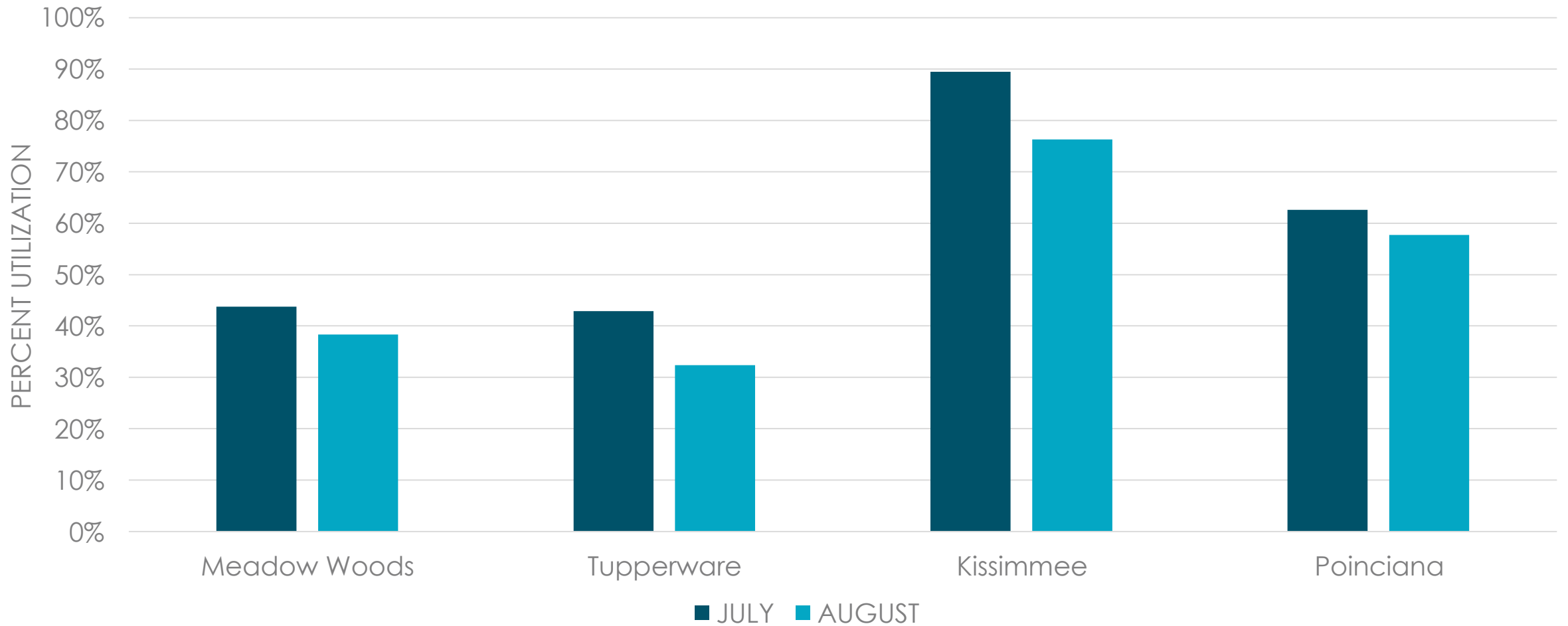
JUL - AUG 2023





# SOUTHERN EXPANSION STATION PARKING

JUL - AUG 2023

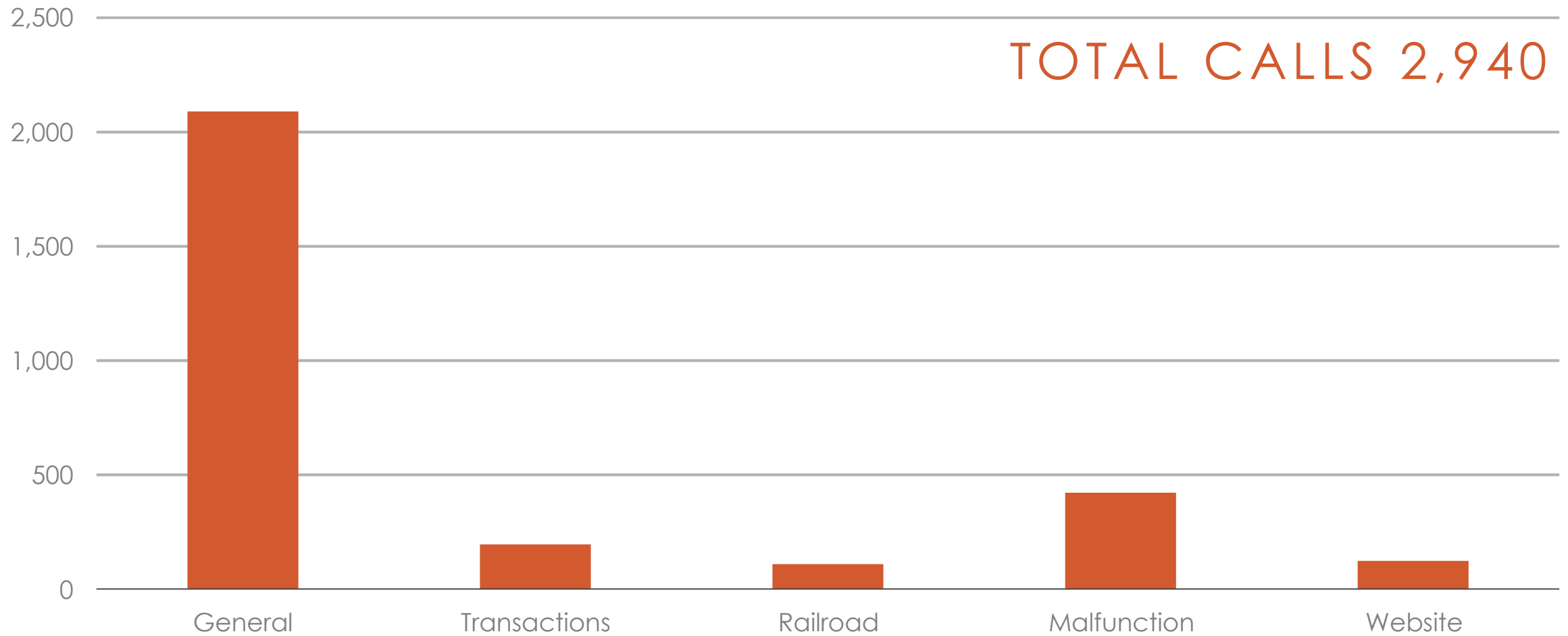






# CUSTOMER SERVICE CALLS

JUL - AUG 2023






# TRAIN PERFORMANCE DETAIL

JUN - AUG 2023

Train Performance Overview	Trains	Percentage
On-Time	2,226	88.3%
Late	278	11.0%
Annulled	16	0.01%
Total Trains Operated	2,520	100.0%

Performance Detail	Days	Trains	Percentage
Dispatching	5	5	0.2%
Maintenance of Way	32	60	2.4%
Mechanical	21	44	1.8%
Other	6	7	0.3%
Passengers	13	16	0.6%
Police Activity	3	14	0.6%
Signals & Components	23	78	3.1%
Train Interference	6	10	0.4%
Trespasser/Grade Crossing/Near Misses	13	16	0.6%
Weather	5	44	1.8%
Total (Rounded)		294	11.7%

Note: Only categories with a value greater than zero are displayed and rounded to one decimal.








# REVENUE INCIDENTS BY CITY/COUNTY

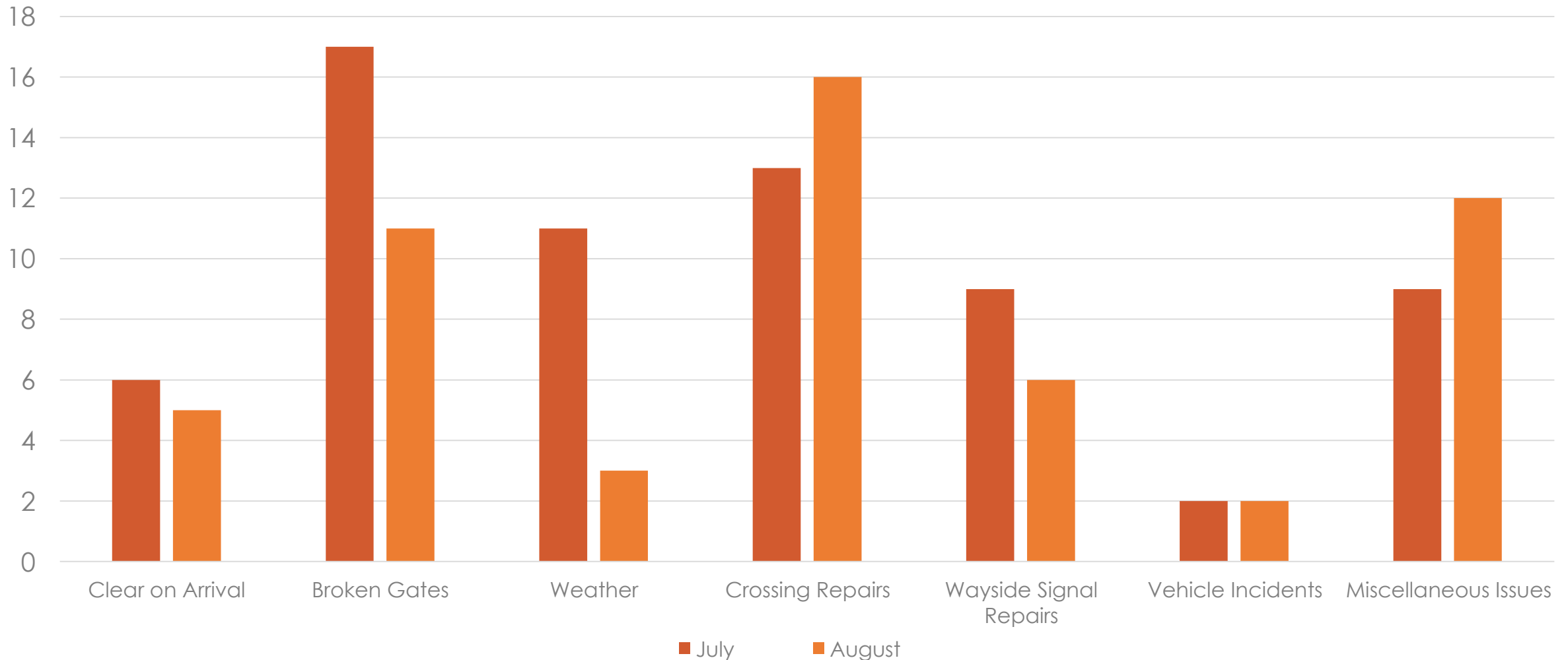
JUL - AUG 2023





# CFRC SIGNAL SYSTEM INCIDENTS

JUL - AUG 2023







# QUIET ZONES

JURISDICTION	STATUS
Edgewood	Quiet Zone Established
Orange County	Quiet Zone Established – Four-quadrant gates at Pine St & 4th St. – Cutover Schedule for Sept 16 – Taft-Vineland Rd started in Procurement
Maitland	Quiet Zone Established
Winter Park	Quiet Zone Established
Seminole County	Quiet Zone Established
City of Orlando	Quiet Zone Established
City of Kissimmee	Quiet Zone Established

# FY 23/24 OPERATING BUDGET UPDATE



OPERATING COSTS, CAPITAL MAINTENANCE AND CONSULTANT SUPPORT
Alstom - Operations
Alstom - Maintenance
Alstom - Incentive/disincentive
Conduent - Hosting, Maintenance, Fare Media
Moovel Fare Collection O&M
Herzog - Signal maintenance of way
WiFi and APC O&M, Cellular for Comms
Fleet Management Witronix O&M
Green's Energy - Fuel
Gallagher - Insurance
Amtrak/Alstom - Heavy vehicle maintenance
Alstom/Herzog Misc Preventive Maintenance
Banking, Merchant, and Armored Car Services
Station and Onboard Security
PTC O&M
<i>OPERATING COSTS SUBTOTAL</i>

Feeder Bus Expenses
Capital Maintenance SOGR
Consultant Support

**TOTAL OPERATING COSTS, CAPITAL MAINTENANCE AND  
CONSULTANT SUPPORT**

ANNUAL BUDGET
\$ 11,245,200
\$ 16,100,000
\$ 1,367,258
\$ 3,000,000
\$ 600,100
\$ 3,500,000
\$ 300,000
\$ 100,000
\$ 3,000,000
\$ 4,000,000
\$ 2,600,000
\$ 4,000,000
\$ 145,000
\$ 1,320,000
\$ 10,000,000
\$ 61,277,558

\$ 1,500,000
\$ 6,600,000
\$ 12,200,000

**\$ 81,577,558**

FISCAL 23/24 YTD JULY 31, 2023	
BUDGET	ACTUAL
\$ 937,100	\$ 881,113
\$ 1,341,667	\$ 1,353,204
\$ 113,938	\$ 75,762
\$ 250,000	\$ 247,862
\$ 50,008	\$ -
\$ 291,667	\$ 297,550
\$ 25,000	\$ -
\$ 8,333	\$ -
\$ 250,000	\$ 208,791
\$ 333,333	\$ -
\$ 216,667	\$ 184,904
\$ 333,333	\$ 13,482
\$ 12,083	\$ 8,635
\$ 110,000	\$ 101,488
\$ 833,333	\$ 989,286
\$ 5,106,463	\$ 4,362,077

\$ 125,000	\$ -
\$ 550,000	\$ 634,544
\$ 1,016,667	\$ 683,298

**\$ 6,798,130      \$ 5,679,919**

# FY 23/24 OPERATING BUDGET UPDATE



OPERATING REVENUE	ANNUAL BUDGET	FISCAL 23/24 YTD JULY 31, 2023	
		BUDGET	ACTUAL
Farebox revenue	\$ 2,205,000	\$ 183,750	\$ 183,831
CSX usage fees	\$ 3,525,648	\$ 293,804	\$ 460,806
Amtrak usage fees	\$ 988,769	\$ 82,397	\$ 95,280
FCEN usage fees	\$ 20,000	\$ 1,667	\$ 9,455
Right-of-way lease revenue	\$ 125,000	\$ 10,417	\$ 4,971
Ancillary revenue	\$ 298,553	\$ 24,879	\$ 25,209
<i>Subtotal - System revenue</i>	<i>\$ 7,162,970</i>	<i>\$ 596,914</i>	<i>\$ 779,551</i>
FTA §5307 - Urbanized Area Grant Funds	\$ 27,026,355	\$ 27,026,355	\$ 27,026,355
<b>TOTAL OPERATING REVENUE</b>	<b>\$ 34,189,325</b>	<b>\$ 27,623,269</b>	<b>\$ 27,805,906</b>



# FY 23/24 OPERATING BUDGET UPDATE



OPERATING COSTS, CAPITAL MAINTENANCE AND CONSULTANT SUPPORT
Alstom - Operations
Alstom - Maintenance
Alstom - Incentive/disincentive
Conduent - Hosting, Maintenance, Fare Media
Moovel Fare Collection O&M
Herzog - Signal maintenance of way
WiFi and APC O&M, Cellular for Comms
Fleet Management Witronix O&M
Green's Energy - Fuel
Gallagher - Insurance
Amtrak/Alstom - Heavy vehicle maintenance
Alstom/Herzog Misc Preventive Maintenance
Banking, Merchant, and Armored Car Services
Station and Onboard Security
PTC O&M
<i>OPERATING COSTS SUBTOTAL</i>

Feeder Bus Expenses
Capital Maintenance SOGR
Consultant Support

**TOTAL OPERATING COSTS, CAPITAL MAINTENANCE AND  
CONSULTANT SUPPORT**

ANNUAL BUDGET
\$ 11,245,200
\$ 16,100,000
\$ 1,367,258
\$ 3,000,000
\$ 600,100
\$ 3,500,000
\$ 300,000
\$ 100,000
\$ 3,000,000
\$ 4,000,000
\$ 2,600,000
\$ 4,000,000
\$ 145,000
\$ 1,320,000
\$ 10,000,000
\$ 61,277,558

\$ 1,500,000
\$ 6,600,000
\$ 12,200,000

**\$ 81,577,558**

FISCAL 23/24 YTD AUGUST 31, 2023	
BUDGET	ACTUAL
\$ 1,874,200	\$ 1,762,226
\$ 2,683,333	\$ 2,692,419
\$ 227,876	\$ 148,523
\$ 500,000	\$ 627,514
\$ 100,017	\$ -
\$ 583,333	\$ 595,100
\$ 50,000	\$ -
\$ 16,667	\$ -
\$ 500,000	\$ 451,691
\$ 666,667	\$ -
\$ 433,333	\$ 325,345
\$ 666,667	\$ 24,437
\$ 24,167	\$ 14,874
\$ 220,000	\$ 196,966
\$ 1,666,667	\$ 2,122,764
\$ 10,212,926	\$ 8,961,858

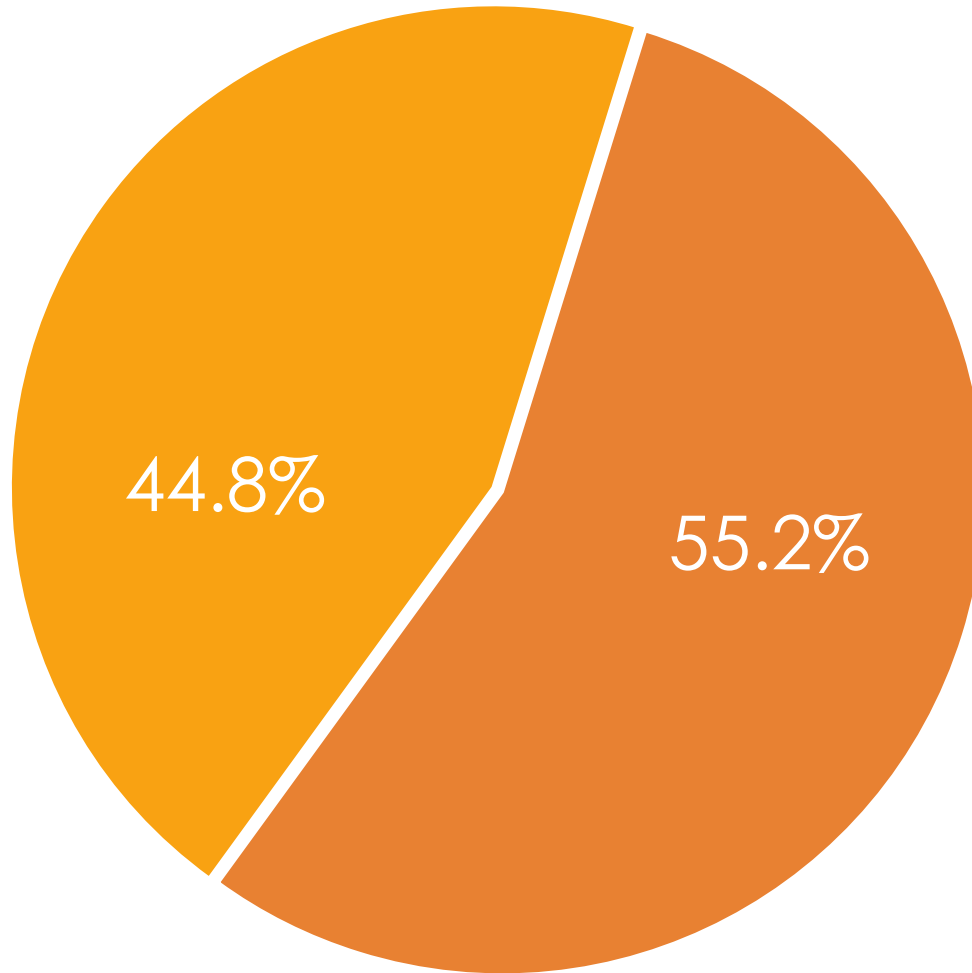
\$ 250,000	\$ 450,035
\$ 1,100,000	\$ 817,841
\$ 2,033,333	\$ 1,400,250

**\$ 13,596,260      \$ 11,629,984**

# FY 23/24 OPERATING BUDGET UPDATE



OPERATING REVENUE	ANNUAL BUDGET	FISCAL 23/24 YTD AUGUST 31, 2023	
		BUDGET	ACTUAL
Farebox revenue	\$ 2,205,000	\$ 367,500	\$ 359,646
CSX usage fees	\$ 3,525,648	\$ 587,608	\$ 564,973
Amtrak usage fees	\$ 988,769	\$ 164,795	\$ 195,263
FCEN usage fees	\$ 20,000	\$ 3,333	\$ 9,452
Right-of-way lease revenue	\$ 125,000	\$ 20,833	\$ 15,709
Ancillary revenue	\$ 298,553	\$ 49,759	\$ 49,718
<i>Subtotal - System revenue</i>	<i>\$ 7,162,970</i>	<i>\$ 1,193,828</i>	<i>\$ 1,194,760</i>
FTA §5307 - Urbanized Area Grant Funds	\$ 27,026,355	\$ 27,026,355	\$ 27,026,355
<b>TOTAL OPERATING REVENUE</b>	<b>\$ 34,189,325</b>	<b>\$ 28,220,183</b>	<b>\$ 28,221,115</b>



■ Maintenance ■ Improvements

### ■ Maintenance

Non-recurring corrective or preventive maintenance or in-kind replacement

### ■ Improvements

Extend the useful life, increase the value or add new uses

