



# TECHNICAL ADVISORY COMMITTEE

OCTOBER 11, 2023





# Central Florida Commuter Rail Commission

## Technical Advisory Committee

---

**Date:** October 11, 2023  
**Time:** 2:00 p.m.  
**Location:** LYNX Central Station  
2<sup>nd</sup> Floor Open Space Room  
455 North Garland Avenue  
Orlando, Florida 32801

---

***PLEASE SILENCE CELL PHONES***

---

- I. Welcome**
- II. Call to Order and Pledge of Allegiance**
- III. Confirmation of Quorum**
- IV. Chair's Remarks**
- V. Action Items**
  - a. April 12, 2023, Meeting Minutes Approval
  - b. July 12, 2023, Meeting Minutes Approval
- VI. Public Comments**
- VII. Discussion Items**
  - a. Agency Update – David Cooke, CFRC/SunRail Director of Operations
  - b. Bus Connectivity
    - i. LYNX – Bruce Detweiler
    - ii. Votran – Bobbie King





# Central Florida Commuter Rail Commission

## Technical Advisory Committee

---

### **VIII. Transition Update**

#### **IX. Sunshine Corridor Update**

- a. Project Update

#### **X. Committee Member Comments**

#### **IX. Next Meeting - Proposed**

- a. Next Meeting –January 10, 2024 at 2:00 p.m. LYNX Open Space Room

### **XII. Adjournment**

*Public participation is solicited without regard to race, color, national origin, age, sex, religion, disability or family status. Persons who require accommodations under the Americans with Disabilities Act or persons who require translation services (free of charge) should contact Roger Masten, FDOT/SunRail Title VI Coordinator 801 SunRail Dr. Sanford, FL 32771, or by phone at 321-257-7161, or by email at [roger.masten@dot.state.fl.us](mailto:roger.masten@dot.state.fl.us) at least three business days prior to the event.*

# Technical Advisory Committee Meeting

July 12, 2023

2:00 pm

LYNX Central Station

---

## Attendees

Crissy Martin, City of Orlando Bill Wharton, Seminole County Jim Resta, Altamonte Springs Christopher Carson, Lake Mary Shad Smith, Longwood Bobbie King, Volusia County Joseph Barker, DeBary Sarah Larsen, MetroPlan Orlando	Brian Stanger, FDOT Michael Carman, SunRail Sandra Gutierrez, SunRail Kim Hymes, SunRail Kristalyn Stewart, Evolve Mark Calvert, Evolve Bobbie King, Volusia County Bruce Detweiler, LYNX
---	--

## Minutes

**The meeting was called to order by City of Orlando TAC Member, Crissy Martin, at 2:03 p.m.**

### **Pledge of Allegiance**

### **Quorum was not met**

### **Announcements**

- Crissy Martin stood in as Chair Tawny Olore and Vice Chair Tanya Wilder were both unavailable.

### **Action Item:**

- April meeting minutes were not approved, no quorum met.

### **Public Comment:**

- Mr. Tom Connolly introduced himself and stated his concern regarding the lack of ridership and the costs associated with operating SunRail, and it continues to not attract enough residents to use the system. He specified it's costing federal, state, and county taxpayers about \$50M a year to run SunRail for roughly 2000 residents. He is concerned about the burden taxpayers will have to subsidize SunRail in the long term. Mr. Connolly feels that there isn't anything driving up ridership and therefore something needs to be reconsidered or reevaluated since taxpayers will find it very difficult to accept. Mr. Connolly provided a document that summarizes his concerns.

**Agency Update:**

**Presenter:** Michael Carman

- Deland Excitement and Groundbreaking Ceremony!
  - Successful groundbreaking ceremony held May 22<sup>nd</sup>.
  - Over 300 people attended.
  - Amazing local turnout and support
  - New TOD announced.
  - Grand Opening expected by Summer 2024
- New Safety Videos Go Viral!
  - New safety video series containing official footage from the engineer's view reminds drivers to:
    - Never stop on tracks
    - In case of emergency, break the gate. They are very light weight, and this is what you should do if you're in that situation.
  - In April, the two videos went viral with comments/shares from all over the country.
    - Total impressions to date: 4.8 million
    - Total engagement to date: 1.1 million
- IOA 5K Success
  - SunRail partnered with Track Shack again to allow riders to travel for free, wearing their bib number, to and from the Simply IOA Corporate 5K race to Lake Eola.
    - Over 1,000 racers took SunRail to and from Church St Station
    - Extra 9:15pm northbound train supported everyone going home from the event.
    - Excitement earned media coverage that promoted riding SunRail.
- Group Sales Growth
  - Group rides are once again on the rise.
    - Over 2,000 riders so far this year
    - Several groups scheduled for summer.
    - Increasingly popular with special needs schools who teach the importance of public transportation and rail safety to their students. We do have a lot of special needs folks riding the train.
- Phase 2 North Deland Construction Updates
  - Grade crossing improvements continue at Old New York Ave and Barwick Rd in anticipation of station construction.
  - Clearing and site work for the Deland Station is progressing.
- SunRail Hurricane Ian Damage/Drainage Improvements in Osceola County
  - Ongoing improvements due to hurricane damage for the most part down in Osceola County, unprecedented rain, and water in the area.
  - Track washout and culvert replacement. Installed 7 culverts in less than a week to restore mainline tracks. Once the water receded, started constructing concrete headwalls and drainage swales to allow the water to move out.
  - Originally told three months, Alstom, the O&M Contractor, and their subcontractors did a great job and was able to get SunRail back up and running in three weeks.
  - Photos shown of the updates.
- 2023 SunRail Transit Oriented Development Study and Presentation
  - Presentation in development to be shown to CFCRC later in the month.
  - Updated project videos to include new TODs in DeLand and Debary
  - Permanent and temporary job creation data
  - New tax revenues by project and county
  - Increased land values
  - Interactive platform for user-friendly presentations
- Average Daily Ridership
  - Pre-Covid at the 7,000 range, then fell below 1,000.
  - Slowly coming back up, the challenges are that people aren't working in the office every



- day.
  - A lot of public outreaches, numbers rising
  - Over a million riders for FY 22/23, ridership is on the rise.
- 2022/2023 Operating Budget - Operating Costs, Capital Maintenance, and Consultant Support
  - Budget and Actual spent figures shown in a table.
- 2022/2023 Operating Budget – Operating Revenue
  - CSX, Amtrak, and Florida Central pay a usage fee.
  - \$33 Million in grants were awarded this period.
- Revenue Incidents by City/County
  - Four incidents (Apr – Jun)
    - Vehicle stuck on tracks between Longwood and Lake Mary, SunRail
    - Vehicle stuck on tracks Maitland, Amtrak train.
    - Suicide between Winter Park and Orlando, SunRail
    - Vehicle stuck on tracks, CSX.
- On-Time Performance Average 92.2% April – June 2023
  - April – June 2023
 

Goal = 95%	Actual = 92.2%	Contract = 97.8%
------------	----------------	------------------
  - Above Average
 

On-Time 32 Days	64 Operating Days	Ran 2,560 Trains
-----------------	-------------------	------------------
- PTC Success
  - 2023 Year to Date\* PTC Active Operating Percentage (through June 30, 2023):
 

SunRail 99.9%	CSX 99.9%	Amtrak 99.7%
---------------	-----------	--------------
- Ms. Martin expressed disappointment to miss the Deland Groundbreaking ceremony. She explained she rides SunRail daily and appreciates the connectivity.
- Mr. Bill Wharton made a comment about news reporters messaging about “SunRail hitting a car” when really, trains are unable to stop.
- Mr. Carman explained that is the perception and it is conversations that have been had with the news media to try and change that narrative.

**LYNX Bus Connectivity**

**Presenter:** Bruce Detweiler

- Fixed-Route Average Daily Boardings & Alighting by SunRail Station Area
  - May ridership compared to last year is up 10%; overall for fiscal year up 17%
  - Highest ridership – Sanford, Winter Park, Advent Health, and Sand Lake Stations.
- Feeder Bus Route Analysis (Phase 2 South Routes)
  - March – Mostly saw increases on most of the routes.
  - April – Did see a dip in some station’s ridership.
  - May – Slight dip in ridership (routes 18 – Meadow Woods and 155 – Tupperware) as compared to previous year.
- Ms Martin asked about Meadow Woods/Sand Lake ridership, asking how effective it is to transfer there to get to the airport.
  - Mr. Detweiler responded he will be giving an update about changes at Sand Lake Rd Station becoming effective next month at the next CFCRC meeting.

**Votran Bus Connectivity**

**Presenter:** Bobbie King

- Not much new to report.
- Less than 5% difference in ridership, month to month/year to year.

- On track for usual averages.

#### Transition Update

**Presenter:** Crissy Martin

Working on contract assistance scope, CSXT Freight Services Plan, encroachment follow-ups and transition date discussion are occurring.

- Local funding partners meet bi-monthly for ongoing discussions.
- When key players are back from vacation, more detailed discussions will be brought to FDOT.


#### Sunshine Corridor Update

**Presenter:** Brian Stanger

- **FDOT Transit Concept and Alternatives Review (TCAR)**
  - Defines the purpose and need of the project.
  - Analyzes alternatives for potential solutions.
  - Defines and document requirements.
  - Identifies any potential environmental effects.
  - Identifies partner agency roles and responsibilities.
  - Facilitates the use of planning and work later in the National Environmental Policy Act (NEPA) process.
  - Updates FRA & FTA
  - Selects recommended alternatives.
- **Upcoming Project Schedule**
  - Ridership Study: to be concluded in October this year.
  - TCAR: Through November
  - Public Meetings: looking to schedule public meetings from August - October
  - Cost Estimates: developing now and should have be wrapped up in August.
  - MOU: hope to finalize by December.
- **Early Steps**
  - Project Phasing (3A, 3B, 3C)
    - 3A – OIA to the CFRC main line
    - 3B – OIA to the Orange County Convention Center (potential location)
    - 3C – OIA to south I-Drive
  - Service Plan (Headways)
  - Cost Estimates
  - Update partners on sequencing and capital and O&M costs
  - Public and Stakeholder Engagement
  - Project Conceptual Alternatives Development
- **FRA Federal-State Partnership Grant**
  - FDOT will continue to work with partners to prepare for the announcement of the Fed-State Partnership Grant anticipated in February/March 2024
  - Selections for an award for the Fed-State Partnership expected to be announced in September/October 2024
- **Sunshine Corridor Working Group**
  - Upcoming Policy and Technical Group Meeting – Meet regularly.
  - The TCAR study team will update and coordinate with the working group throughout the length of the project.
  - Working Group members include staff and consultants for the following public and private partners:
    - FDOT

<ul style="list-style-type: none"> <li>▪ City of Orlando</li> <li>▪ Orange County</li> <li>▪ Osceola County</li> <li>▪ Seminole County</li> <li>▪ Volusia County</li> <li>▪ GOAA</li> <li>▪ Lynx</li> <li>▪ Brightline</li> <li>▪ Universal Orlando</li> <li>▪ I-Drive Chamber of Commerce</li> <li>▪ Orlando's Right Rail</li> <li>▪ Disney</li> <li>▪ Florida East Coast Industries</li> </ul> <ul style="list-style-type: none"> <li>• Ms. Martin asked about the ridership study, she thought it was to be completed before October. <ul style="list-style-type: none"> <li>○ Mr. Stanger replied that the OIA Passenger study was being added to the model to include 3A, 3B, and 3C and the various shuttle scenarios, and they are working the data into the study.</li> </ul> </li> <li>• Ms. Martin asked if it was a firm November for completion of the TCAR? <ul style="list-style-type: none"> <li>○ Mr. Stanger replied, though he can't confirm 100%, he is confident in the Nov/Dec timeframe.</li> </ul> </li> </ul>	<p><b>Committee Member Comments</b></p> <ul style="list-style-type: none"> <li>• Mr. Chris Carson expressed concern with the railroad ties on the side of S Country Club, wondering about the timetable on removing them. <ul style="list-style-type: none"> <li>○ Mr. Carman explained it is an ongoing process in removing/replacing ties and he will follow up. Mr. Carson replied that they have received some citizen concerns since the ties are located right next to an elementary school.</li> </ul> </li> <li>• Mr. Detweiler wanted to inform the committee about LYNX's next service change which takes effect on August 20<sup>th</sup>. They are proposing an improvement for the Sand Lake station. The Link 111 also dubbed the "Train to Plane" will be increasing bus service primarily during peak times. Currently, they shuttle from airport to station, during off-peak we only have the one route. With the new service change, LYNX will have another route coming into the station. Bus service to be provided every 15-30 min on weekdays coming from the airport. Subject to LYNX board approval, which is scheduled for July 27<sup>th</sup>, but we have the blessing from Orange County so far.</li> </ul> <p>Next meeting is scheduled for October 11, 2023, at 2:00 p.m., Lynx Central Station, Administration Building, 2<sup>nd</sup> Floor.</p> <p><b>Meeting adjourned 2:34 p.m.</b></p>
---	--





# PLEDGE OF ALLEGIANCE

## (Please Stand)

I pledge allegiance to the Flag of the United States of America, and to the Republic for which it stands, one Nation under God, indivisible, with liberty and justice for all.

# TITLE VI



This meeting, project, or study is being conducted without regard to race, color, national origin, age, sex, religion, disability or family status. Persons wishing to express their concerns relative to FDOT compliance with Title VI may do so by contacting:

Esta reunión, proyecto o estudio se lleva a cabo sin distinción de raza, color, origen nacional, edad, sexo, religión, discapacidad o estado familiar. Las personas que deseen expresar sus inquietudes relativas al cumplimiento del Título VI por parte del FDOT pueden hacerlo comunicándose con:

Reyinyon, pwojè, oswa etid sa a ap fèt san konsiderasyon ras, koulè, orijin nasyonal, laj, sèks, relijyon, andikap oswa sityasyon fanmi an. Moun ki vle eksprime enkyetid yo konsènan konfòmite FDOT ak Tit VI ka fè sa lè yo kontakte:

## **ROGER MASTEN**

SunRail Title VI Coordinator

801 SunRail Drive

Sanford, Florida 32771

[Roger.Masten@dot.state.fl.us](mailto:Roger.Masten@dot.state.fl.us)

## **STEFAN KULAKOWSKI**

State Title VI Coordinator

605 Suwannee Street, MS65

Tallahassee, Florida 32399

[Stefan.Kulakowski@dot.state.fl.us](mailto:Stefan.Kulakowski@dot.state.fl.us)



WELCOME





# CHAIR'S REPORT

TAWNY OLORE, P.E.





# APPROVAL

ADOPTION OF APRIL 12 & JULY 12, 2023, MEETING MINUTES





# PUBLIC COMMENTS





# AGENCY UPDATE

DAVID COOKE

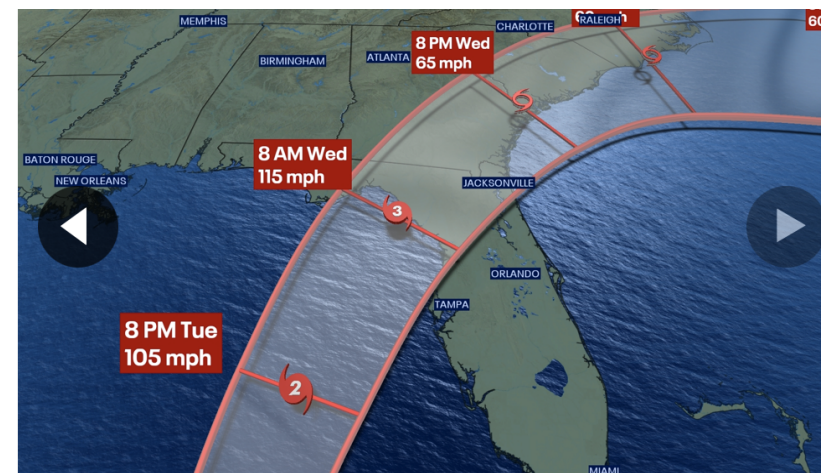
CFRC/SUNRAIL Rail Administration Manager





# HURRICANE IDALIA RESPONSE

- In anticipation of landfall on August 30, service was temporarily suspended August 29 to prepare the corridor
- The tracks and signals were inspected as debris was removed and gates reinstalled on August 30
- Service completely restored on August 31
- Community was fully informed throughout the process through media releases, online/app updates, and social media





# NEW AND IMPROVED TRAIN TO PLANE

LYNX has increased the number of buses and frequency of routes, 111, 11, and 42, from Sand Lake Station to Orlando International Airport

New campaign highlights:

- Increased frequency of buses for a quick and easy connection
- Advanced wayfinding signage
- New marketing campaign will target both commuters and travelers

# Train to Plane



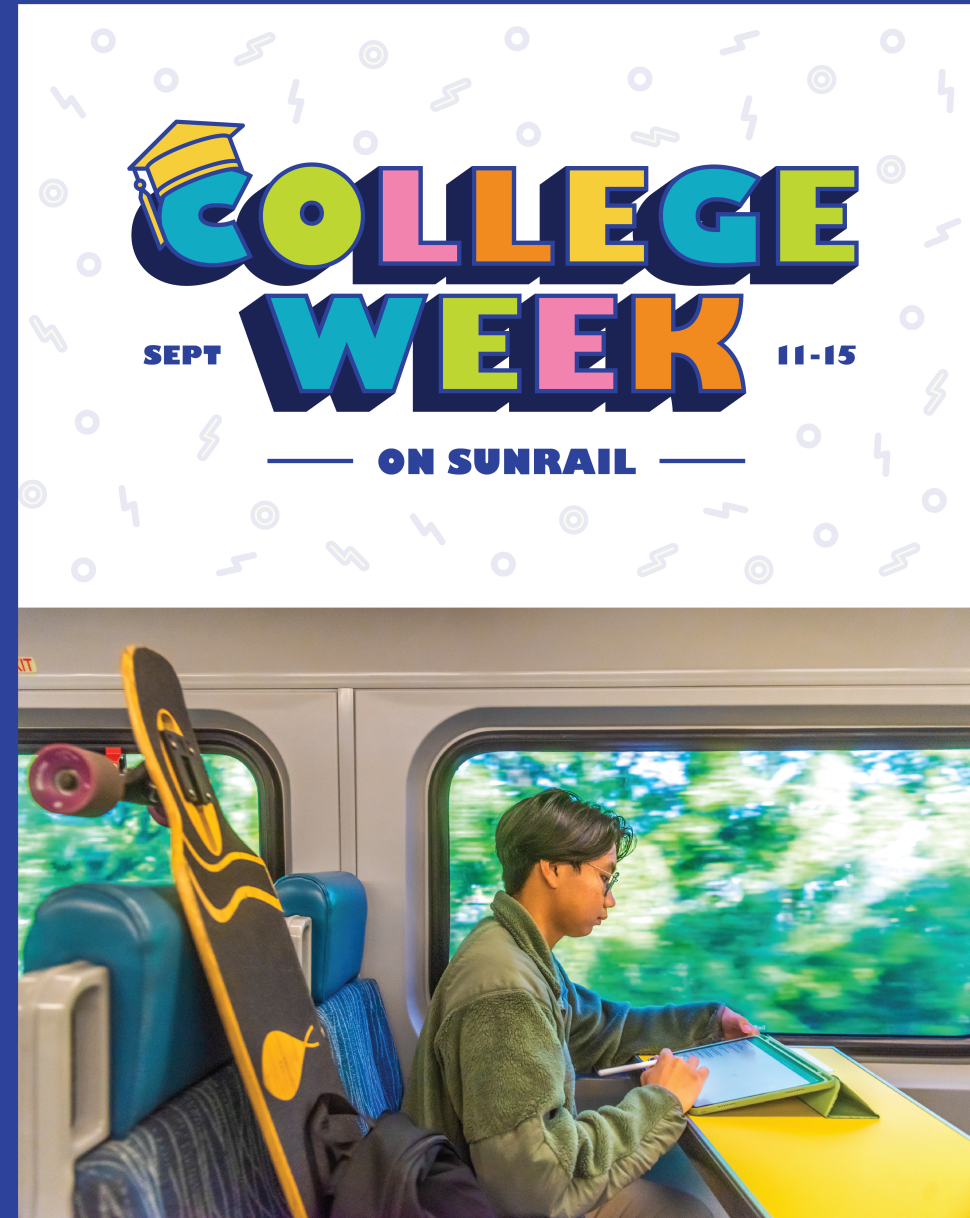




# COLLEGE WEEK EXCITEMENT!

SunRail partnered with colleges and universities in Central Florida to bring back College Week.

Students, faculty, and staff were able to ride free for the week of September 11 -15, when they showed the conductor a valid college ID from one of the nine participating schools.



**RIDE FREE WITH YOUR COLLEGE ID**





RAIL SAFETY WEEK  
SEPTEMBER 18 – 22, 2023







# AVOID THE IMPACT

*Rail Safety Week 2023*

The 2023 SunRail Safety Week campaign was designed to stop readers in their tracks as they consider the far-reaching implications of making rail safe decisions.

- Featured SunRail crews and law enforcement in videos describing the different emotional, financial, psychological, and physical impacts of a collision
- Promotion with community partners
- Tremendous earned media throughout the week with local news organizations





# OPERATION SAFE TRACK

*Partners in Law Enforcement*

Largest law enforcement presence to date for education and grade crossing enforcement days

Over 21 grade crossings

All counties and cities of the CFRC participated

Strong presence with educational handouts, warnings, and citations







## PHASE 2 NORTH CONSTRUCTION UPDATE

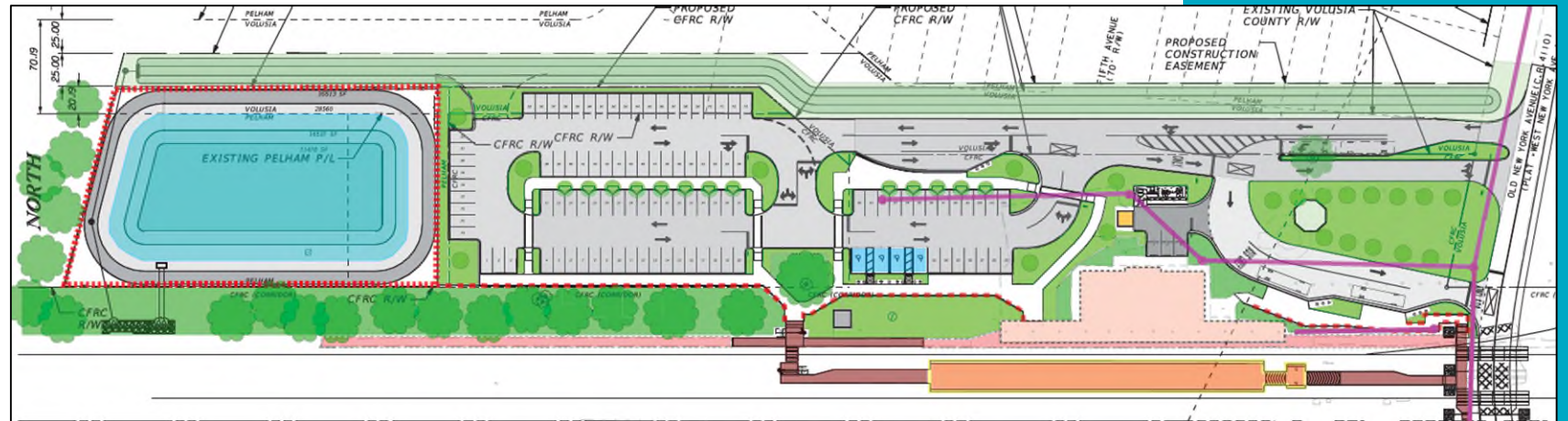






# DELAND STATION CONSTRUCTION PROGRESS

- Front entry excavated while maintaining access to working Amtrak Station
- Main parking area cleared - 102 spaces
- Drainage & retention pond in development








# DELAND STATION CONSTRUCTION PROGRESS



Concrete footers for the columns and station platform under construction. Rebar that is embedded in the grade beams and concrete columns will tie the entire platform together.







# FARE COLLECTION SYSTEM UPDATE





# SUNRAIL'S ADVANCED TICKETING SYSTEM

*Fast, Flexible, and Budget-Friendly*

SunRail looked to upgrade the existing legacy fare system to accomplished 3 key objectives:

1. Provide Greater Customer Ticketing Options such as Mobile Ticketing
2. Streamline Operational and Maintenance Costs
3. Manage a Faster and More Efficient Servicing Protocol







# SUNRAIL'S ADVANCED TICKETING SYSTEM

*Fast, Flexible, and Budget-Friendly*

- SunRail's new Ticket Vending Machines have arrived and are being inspected in FDOT's warehouse
- Tickets will print a QR code on standard paper stock, greatly reducing costs
- 67 TVMs - 22 are Full Service and 45 are Cashless




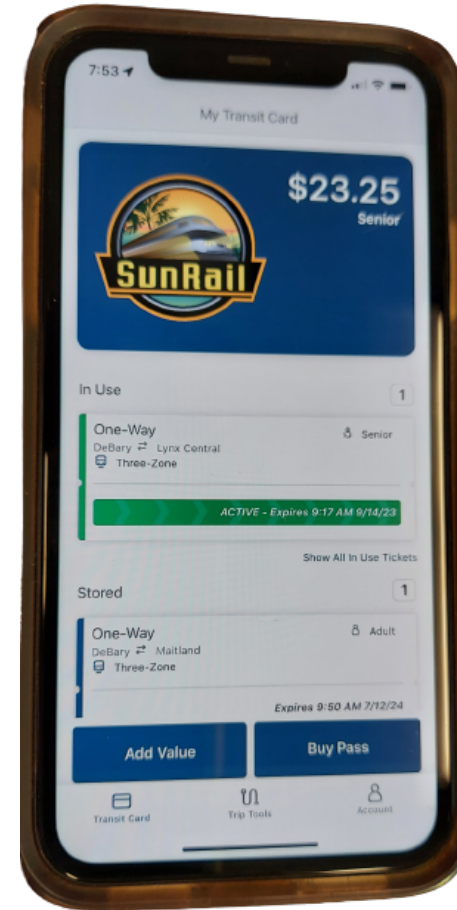


# SUNRAIL'S ADVANCED TICKETING SYSTEM

*Fast, Flexible, and Budget-Friendly*

## Mobile Ticketing

- Compatible with Apple and Android Smart Phones
- Saves time by allowing users to purchase train tickets in advance
- Easy to manage rider SunCard Accounts
- Greatly reduces the need and expense of printing single-day tickets and SunCards







# SUNRAIL'S ADVANCED TICKETING SYSTEM

*Fast, Flexible, and Budget-Friendly*

## Testing & Rollout Timelines

- Mobile Ticketing App
  - Internal Testing - Current
  - External Test Group - October 2023
  - Public Release - November 2023
- Ticket Vending Machines & TVUs
  - Platform installation - February 2024
  - Final installation - March/April 2024








# COMING SOON...

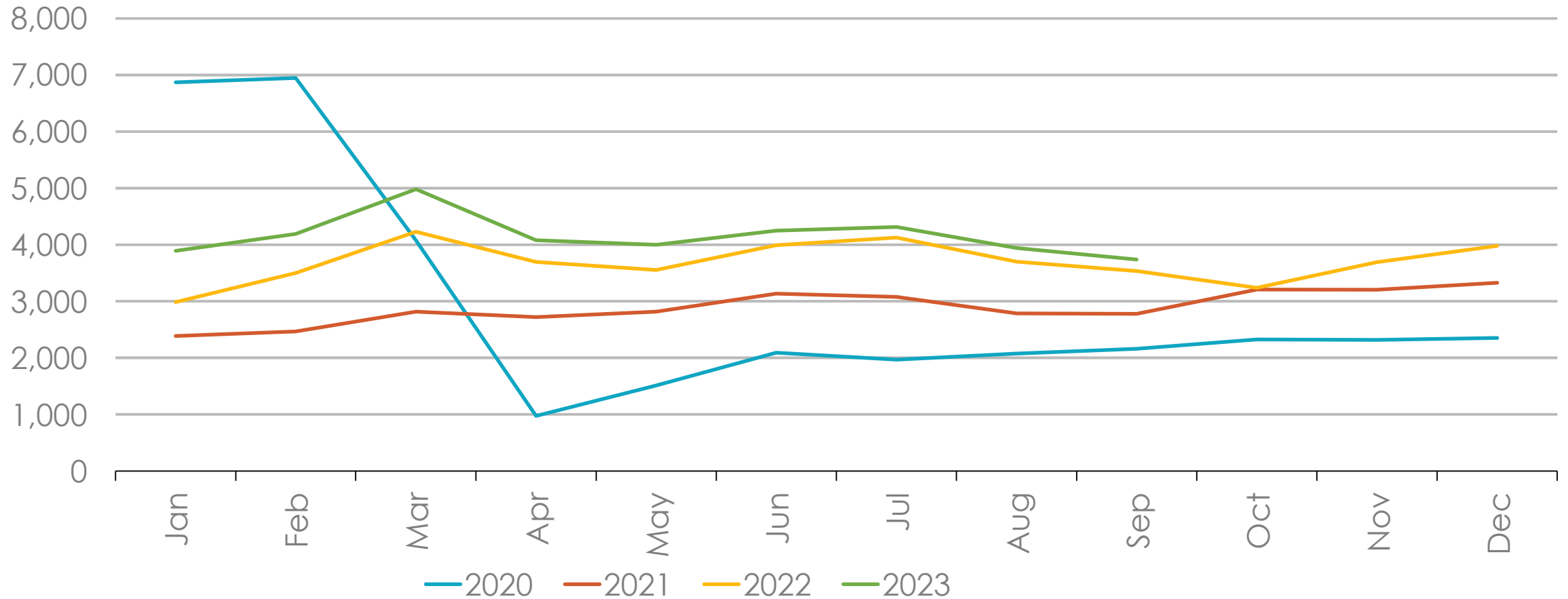
- Mobility Week:  
October 27 – November 3
- Boo! On Broadway:  
Friday, October 27
- Mobile Ticketing Pilot Program
- Holiday Promotions





# AVERAGE DAILY RIDERSHIP

JUL – SEP AVERAGE – 3,997





# ON-TIME PERFORMANCE AVERAGE

July - September 2023

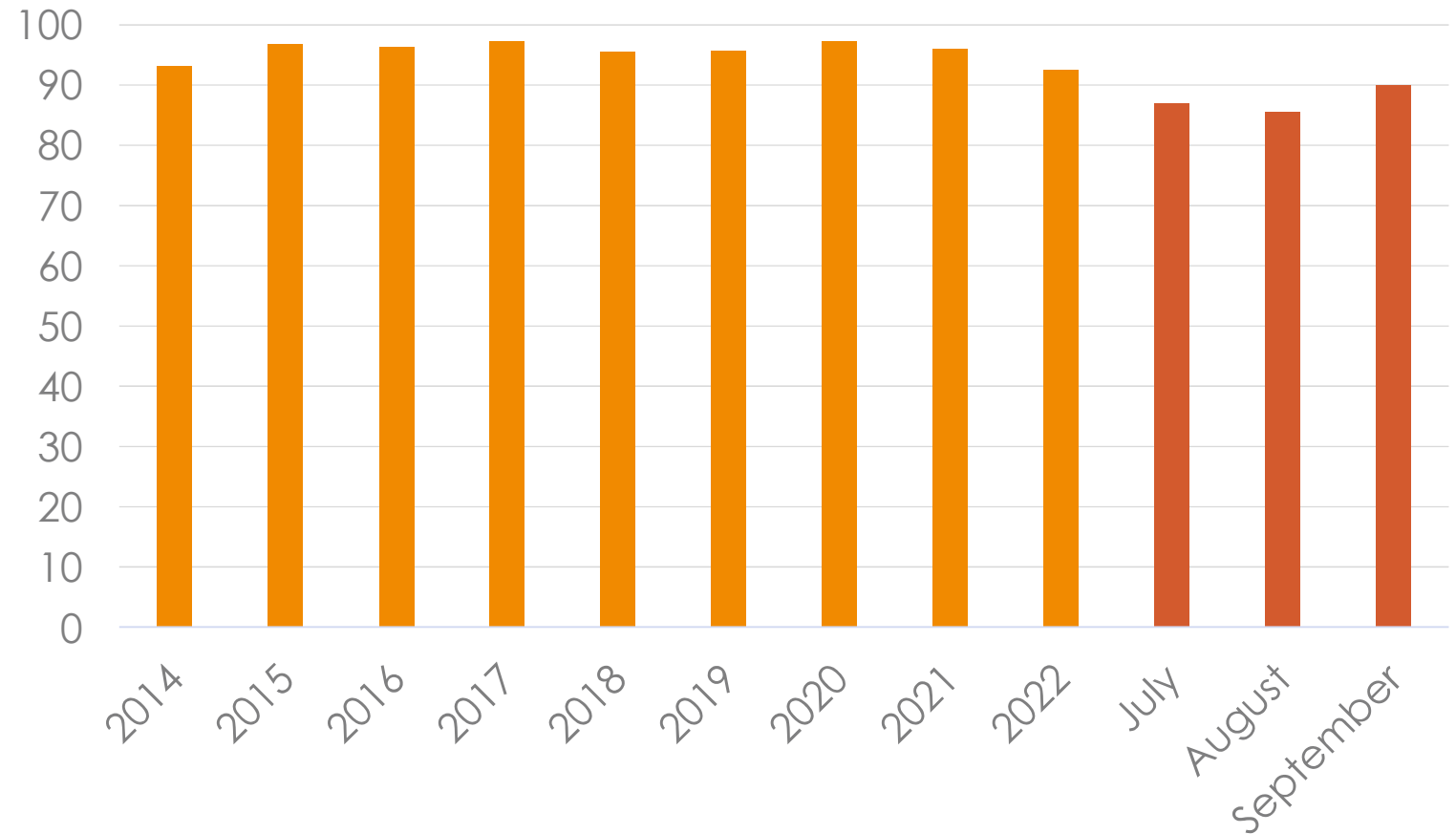
Goal = 95%

Actual = 88.2%

Contract = 98.4%

## ABOVE AVERAGE

- On-Time 22 Days
- 61 Operating Days
- Ran 2,520 Trains







# PTC SUCCESS

- 2023 Year to Date\* PTC Active Operating Percentage:
  - SunRail 99.9%
  - CSX 99.8%
  - AMTRAK 99.8%

\*Through September 30, 2023





# FY 23/24 OPERATING BUDGET UPDATE

OPERATING COSTS, CAPITAL MAINTENANCE AND CONSULTANT SUPPORT
Alstom - Operations
Alstom - Maintenance
Alstom - Incentive/disincentive
Conduent - Hosting, Maintenance, Fare Media
Moovel Fare Collection O&M
Herzog - Signal maintenance of way
WiFi and APC O&M, Cellular for Comms
Fleet Management Witronix O&M
Green's Energy - Fuel
Gallagher - Insurance
Amtrak/Alstom - Heavy vehicle maintenance
Alstom/Herzog Misc Preventive Maintenance
Banking, Merchant, and Armored Car Services
Station and Onboard Security
PTC O&M
OPERATING COSTS SUBTOTAL
Feeder Bus Expenses
Capital Maintenance SOGR
Consultant Support
TOTAL OPERATING COSTS, CAPITAL MAINTENANCE AND CONSULTANT SUPPORT

ANNUAL BUDGET
\$ 11,245,200
\$ 16,100,000
\$ 1,367,258
\$ 3,000,000
\$ 600,100
\$ 3,500,000
\$ 300,000
\$ 100,000
\$ 3,000,000
\$ 4,000,000
\$ 2,600,000
\$ 4,000,000
\$ 145,000
\$ 1,320,000
\$ 10,000,000
\$ 61,277,558
\$ 1,500,000
\$ 6,600,000
\$ 12,200,000
\$ 81,577,558

FISCAL 23/24 YTD JULY 31, 2023	
BUDGET	ACTUAL
\$ 937,100	\$ 881,113
\$ 1,341,667	\$ 1,353,204
\$ 113,938	\$ 75,762
\$ 250,000	\$ 247,862
\$ 50,008	\$ -
\$ 291,667	\$ 297,550
\$ 25,000	\$ -
\$ 8,333	\$ -
\$ 250,000	\$ 208,791
\$ 333,333	\$ -
\$ 216,667	\$ 184,904
\$ 333,333	\$ 13,482
\$ 12,083	\$ 8,635
\$ 110,000	\$ 101,488
\$ 833,333	\$ 989,286
\$ 5,106,463	\$ 4,362,077
\$ 125,000	\$ -
\$ 550,000	\$ 634,544
\$ 1,016,667	\$ 683,298
\$ 6,798,130	\$ 5,679,919



# FY 23/24 OPERATING BUDGET UPDATE

OPERATING REVENUE	ANNUAL BUDGET	FISCAL 23/24 YTD JULY 31, 2023	
		BUDGET	ACTUAL
Farebox revenue	\$ 2,205,000	\$ 183,750	\$ 183,831
CSX usage fees	\$ 3,525,648	\$ 293,804	\$ 460,806
Amtrak usage fees	\$ 988,769	\$ 82,397	\$ 95,280
FCEN usage fees	\$ 20,000	\$ 1,667	\$ 9,455
Right-of-way lease revenue	\$ 125,000	\$ 10,417	\$ 4,971
Ancillary revenue	\$ 298,553	\$ 24,879	\$ 25,209
<i>Subtotal - System revenue</i>	<i>\$ 7,162,970</i>	<i>\$ 596,914</i>	<i>\$ 779,551</i>
FTA §5307 - Urbanized Area Grant Funds	\$ 27,026,355	\$ 27,026,355	\$ 27,026,355
TOTAL OPERATING REVENUE	\$ 34,189,325	\$ 27,623,269	\$ 27,805,906





# FY 23/24 OPERATING BUDGET UPDATE

OPERATING COSTS, CAPITAL MAINTENANCE AND CONSULTANT SUPPORT	ANNUAL BUDGET	FISCAL 23/24 YTD AUGUST 31, 2023	
		BUDGET	ACTUAL
Alstom - Operations	\$ 11,245,200	\$ 1,874,200	\$ 1,762,226
Alstom - Maintenance	\$ 16,100,000	\$ 2,683,333	\$ 2,692,419
Alstom - Incentive/disincentive	\$ 1,367,258	\$ 227,876	\$ 148,523
Conduent - Hosting, Maintenance, Fare Media	\$ 3,000,000	\$ 500,000	\$ 627,514
Moovel Fare Collection O&M	\$ 600,100	\$ 100,017	\$ -
Herzog - Signal maintenance of way	\$ 3,500,000	\$ 583,333	\$ 595,100
WiFi and APC O&M, Cellular for Comms	\$ 300,000	\$ 50,000	\$ -
Fleet Management Witronix O&M	\$ 100,000	\$ 16,667	\$ -
Green's Energy - Fuel	\$ 3,000,000	\$ 500,000	\$ 451,691
Gallagher - Insurance	\$ 4,000,000	\$ 666,667	\$ -
Amtrak/Alstom - Heavy vehicle maintenance	\$ 2,600,000	\$ 433,333	\$ 325,345
Alstom/Herzog Misc Preventive Maintenance	\$ 4,000,000	\$ 666,667	\$ 24,437
Banking, Merchant, and Armored Car Services	\$ 145,000	\$ 24,167	\$ 14,874
Station and Onboard Security	\$ 1,320,000	\$ 220,000	\$ 196,966
PTC O&M	\$ 10,000,000	\$ 1,666,667	\$ 2,122,764
OPERATING COSTS SUBTOTAL	\$ 61,277,558	\$ 10,212,926	\$ 8,961,858
Feeder Bus Expenses	\$ 1,500,000	\$ 250,000	\$ 450,035
Capital Maintenance SOGR	\$ 6,600,000	\$ 1,100,000	\$ 817,841
Consultant Support	\$ 12,200,000	\$ 2,033,333	\$ 1,400,250
TOTAL OPERATING COSTS, CAPITAL MAINTENANCE AND CONSULTANT SUPPORT	\$ 81,577,558	\$ 13,596,260	\$ 11,629,984



# FY 23/24 OPERATING BUDGET UPDATE

OPERATING REVENUE	ANNUAL BUDGET	FISCAL 23/24 YTD AUGUST 31, 2023	
		BUDGET	ACTUAL
Farebox revenue	\$ 2,205,000	\$ 367,500	\$ 359,646
CSX usage fees	\$ 3,525,648	\$ 587,608	\$ 564,973
Amtrak usage fees	\$ 988,769	\$ 164,795	\$ 195,263
FCEN usage fees	\$ 20,000	\$ 3,333	\$ 9,452
Right-of-way lease revenue	\$ 125,000	\$ 20,833	\$ 15,709
Ancillary revenue	\$ 298,553	\$ 49,759	\$ 49,718
<i>Subtotal - System revenue</i>	<i>\$ 7,162,970</i>	<i>\$ 1,193,828</i>	<i>\$ 1,194,760</i>
FTA §5307 - Urbanized Area Grant Funds	\$ 27,026,355	\$ 27,026,355	\$ 27,026,355
<b>TOTAL OPERATING REVENUE</b>	<b>\$ 34,189,325</b>	<b>\$ 28,220,183</b>	<b>\$ 28,221,115</b>





# LYNX CONNECTIVITY

LYNX Fixed-Route Average Daily Boardings & Alightings by SunRail Station Area

SUNRAIL STATION	Fiscal Year 2023												ANNUAL DAILY AVERAGE
	Oct	Nov	Dec	Jan	Feb	Mar	Apr	May	Jun	Jul	Aug	Sep	
<i>Days of Operation</i>	<b>21</b>	<b>18</b>	<b>22</b>	<b>22</b>	<b>20</b>	<b>23</b>	<b>20</b>	<b>23</b>	<b>22</b>	<b>21</b>	<b>21</b>		<b>21</b>
<b>Sanford</b>	284	257	258	283	286	297	265	283	278	282	282		<b>278</b>
<b>Lake Mary</b>	73	77	70	79	74	83	82	67	81	74	75		<b>76</b>
<b>Longwood</b>	73	72	73	78	93	89	79	80	68	66	76		<b>77</b>
<b>Altamonte Springs</b>	157	135	146	155	161	150	145	147	142	138	149		<b>148</b>
<b>Maitland</b>	11	10	11	10	14	13	12	12	12	13	14		<b>12</b>
<b>Winter Park</b>	295	288	315	315	326	340	324	325	315	329	391		<b>324</b>
<b>AdventHealth</b>	314	321	346	357	401	348	373	320	314	295	317		<b>337</b>
<b>LYNX Central Station</b>													-
<b>Church Street Station</b>													-
<b>Orlando Health/Amtrak</b>	19	17	20	21	26	30	35	25	25	27	26		<b>25</b>
<b>Sand Lake Road</b>	167	174	190	206	192	204	218	200	186	179	197		<b>192</b>
<b>Meadow Woods</b>	143	128	107	114	124	117	110	128	132	112	121		<b>121</b>
<b>Tupperware</b>	16	9	15	14	19	22	21	15	13	8	14		<b>15</b>
<b>Kissimmee Intermodal</b>													-
<b>Poinciana</b>	3	4	6	6	6	9	10	9	9	6	7		<b>7</b>
<b>Total - All Stations</b>	<b>1,555</b>	<b>1,492</b>	<b>1,557</b>	<b>1,638</b>	<b>1,722</b>	<b>1,702</b>	<b>1,674</b>	<b>1,611</b>	<b>1,575</b>	<b>1,529</b>	<b>1,669</b>		<b>1,611</b>
Percent change from FY 22 to FY 23	21%	16%	18%	39%	29%	20%	18%	10%	8%	3%	13%		16%



# LYNX CONNECTIVITY

## LYNX Feeder Bus Route Analysis (Phase II Routes)

LINK	July		Change	% Change
	FY22	FY23		
18	19,095	18,230	(865)	-5%
418	4,716	4,787	71	2%
155	884	467	(417)	-47%
306	1,915	2,297	382	20%
604	244	206	(38)	-16%
831	562	613	51	9%





# LYNX CONNECTIVITY

## LYNX Feeder Bus Route Analysis (Phase II Routes)

LINK	August		Change	% Change
	FY22	FY23		
18	20,128	20,605	477	2%
418	5,001	4,864	(137)	-3%
155	923	899	(24)	-3%
306	1,871	2,0321	160	9%
604	291	185	(106)	-36%
831	759	802	43	6%



# VOTRAN CONNECTIVITY

Activity at DeBary Station	Fiscal year 2021												Annual Daily Average
	Oct-20	Nov-20	Dec-20	Jan-21	Feb-21	Mar-21	Apr-21	May-21	Jun-21	Jul-21	Aug-21	Sep-21	
Days of Operation	22	20	22	20	20	20	22	20	22	22	22		232
Total Monthly Ridership	827	616	664	478	561	542	753	788	800	1,049	1,120	896	9,094
Avg Daily Ridership	38	31	30	24	28	27	34	39	36	48	51	43	36

Activity at DeBary Station	Fiscal year 2022												Annual Daily Average
	Oct-21	Nov-21	Dec-21	Jan-22	Feb-22	Mar-22	Apr-22	May-22	Jun-22	Jul-22	Aug-22	Sep-22	
Days of Operation	21	21	23	21	20	23	21	21	22	20	23	20	256
Total Monthly Ridership	670	684	709	678	570	694	583	585	594	562	672	370	7,371
Avg Daily Ridership	32	33	31	32	29	30	28	28	27	28	29	19	29

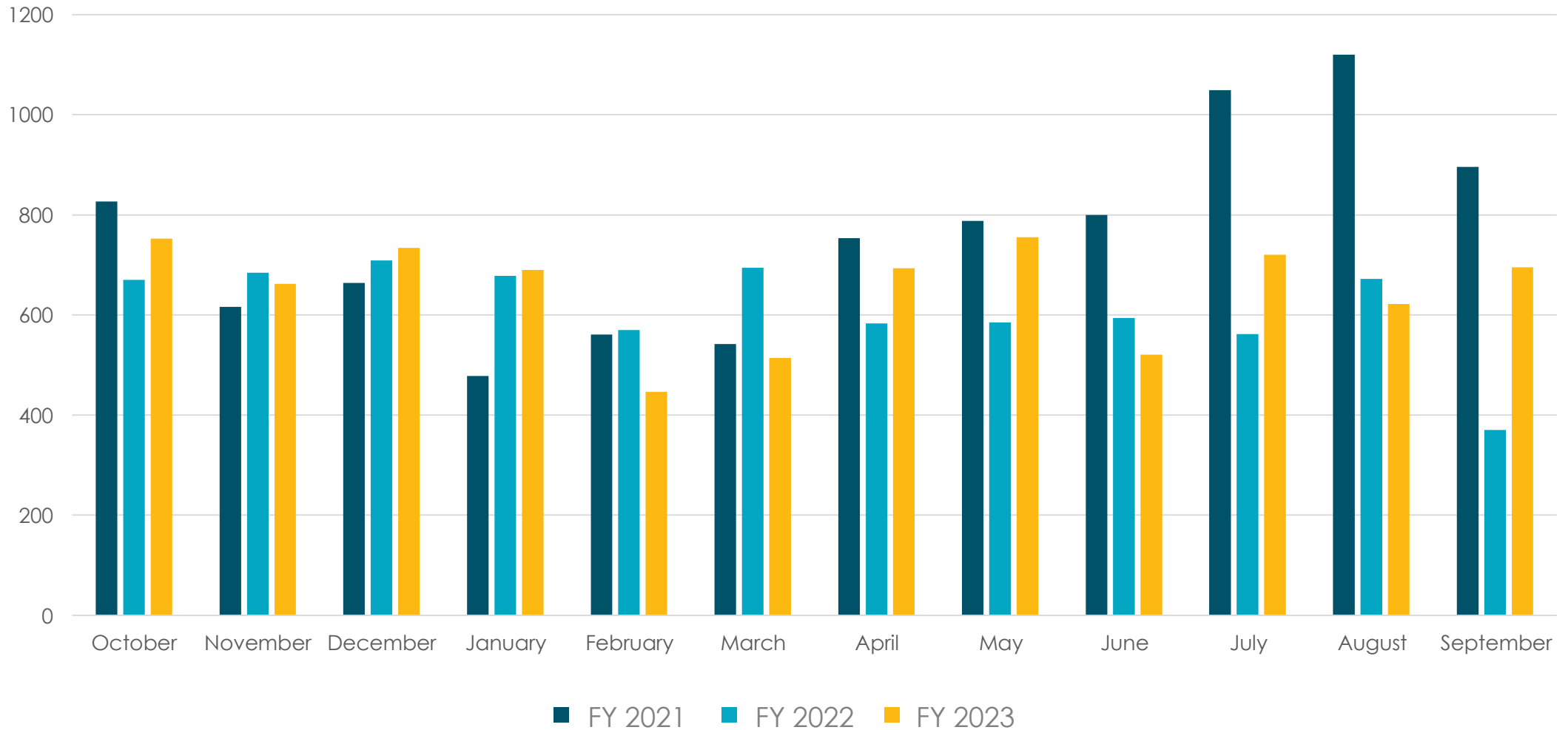
Activity at DeBary Station	Fiscal year 2023												Annual Daily Average
	Oct-22	Nov-22	Dec-22	Jan-23	Feb-23	Mar-23	Apr-23	May-23	Jun-23	Jul-23	Aug-23	Sep-23	
Days of Operation	21	20	22	22	20	23	20	22	22	20	23	20	255
Total Monthly Ridership	752	662	734	690	446	514	693	755	521	720	622	695	7,804
Avg Daily Ridership	36	33	33	31	22	22	35	34	24	36	27	35	31

NOTES: Votran service was suspended from Wednesday, 11/2 through Friday, 11/4.. Votran service was suspended on Thursday, 11/3





# VOTRAN SUNRAIL CONNECTIVITY







# SUNRAIL TRANSITION UPDATE





# SUNSHINE CORRIDOR UPDATE

Brian Stanger





# Preliminary Results

- Ridership Model – Strong Ridership to OIA, OCCC, and South I-Drive
- Cost estimates – Over \$2B Capital Costs from OIA to OCCC
- Utilizing recent experience to develop cost estimates



## Sunshine Corridor Project Goals



Connect residents to employment, leisure opportunities, and essential services



Promote economic development and increase local commerce



Produce environmental benefits associated with air quality and energy through the reduction of single-occupant vehicle travel



Provide a cost-effective regional transportation solution that reduces the need for roadway capacity or expansion projects



Provide a safe travel option for regional travel



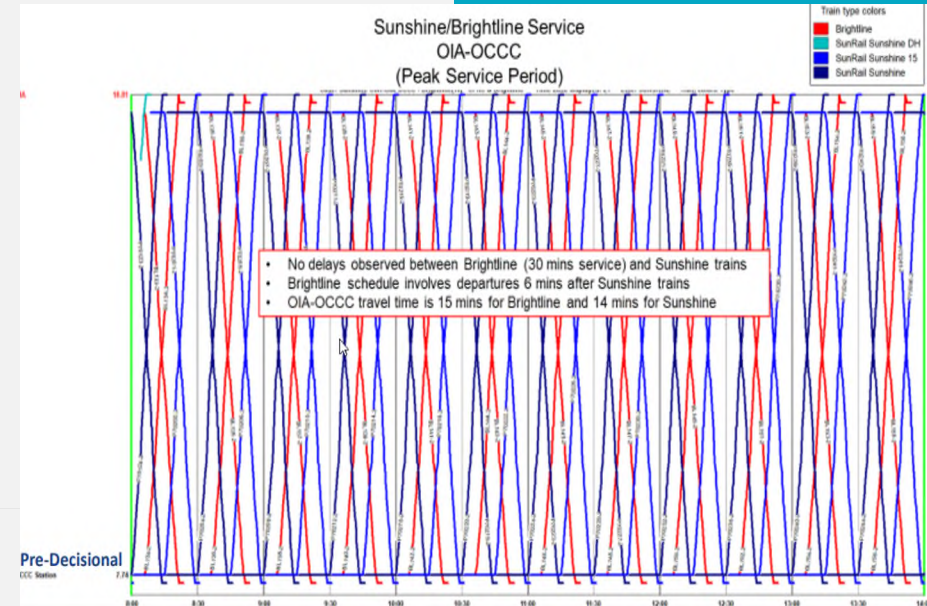
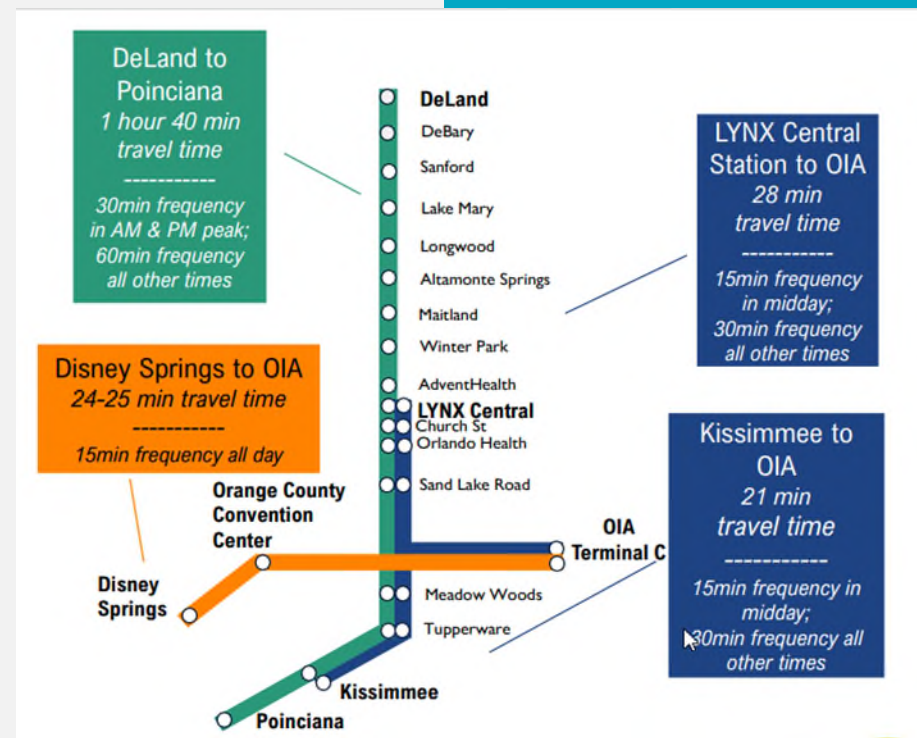
Enhance transportation equity by making regional transit options more viable





# Feedback is Driving Adjustments

- Transfer Location Options
- Levels of Service
- Quality of Service





# Next Steps

- Final Report by Working Group sometime later this Fall
- Multiple Paths Forward for the Commission to consider.
- FDOT funding outlook for programs for Rail and Transit.
- TCAR Public Involvement from October through November

- Engagement with all potential stakeholders



Sunshine  
Corridor  
Public  
Opinion  
Survey



- Online Survey through Survey Monkey to gather input regarding transportation and travel preferences for Central Florida.

We want your  
feedback!  
Scan the QR Code  
with a phone  
camera or reader.



Public &  
Stakeholder  
Engagement



Public  
Involvement  
Plan



Project Overview Presentation for  
agencies, organizations, etc.

Sunshine Corridor  
Working Group  
Policy, Technical, &  
Steering Committees

Stakeholder/Agency  
Coordination







# COMMITTEE MEMBER COMMENTS



# NEXT MEETING

JANUARY 10, 2024, 2:00 PM

Lynx Central Station

Administration building

Open Space Room





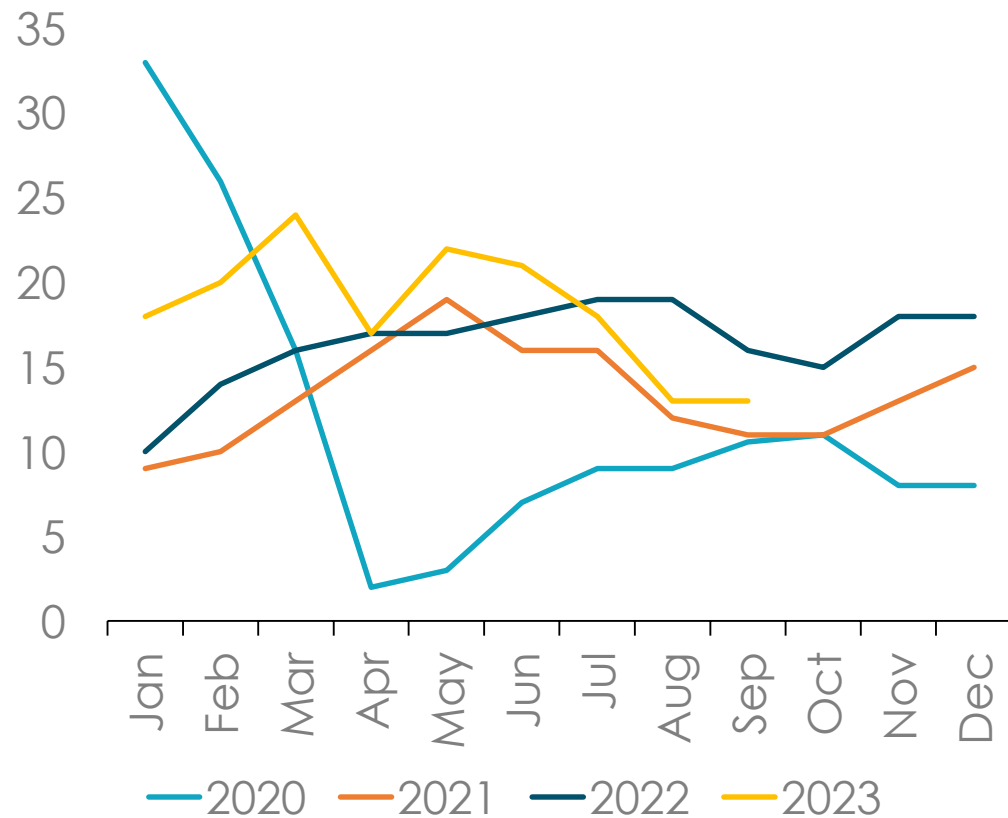
# SUPPORTING CHARTS AND DATA



# ONBOARD STATS

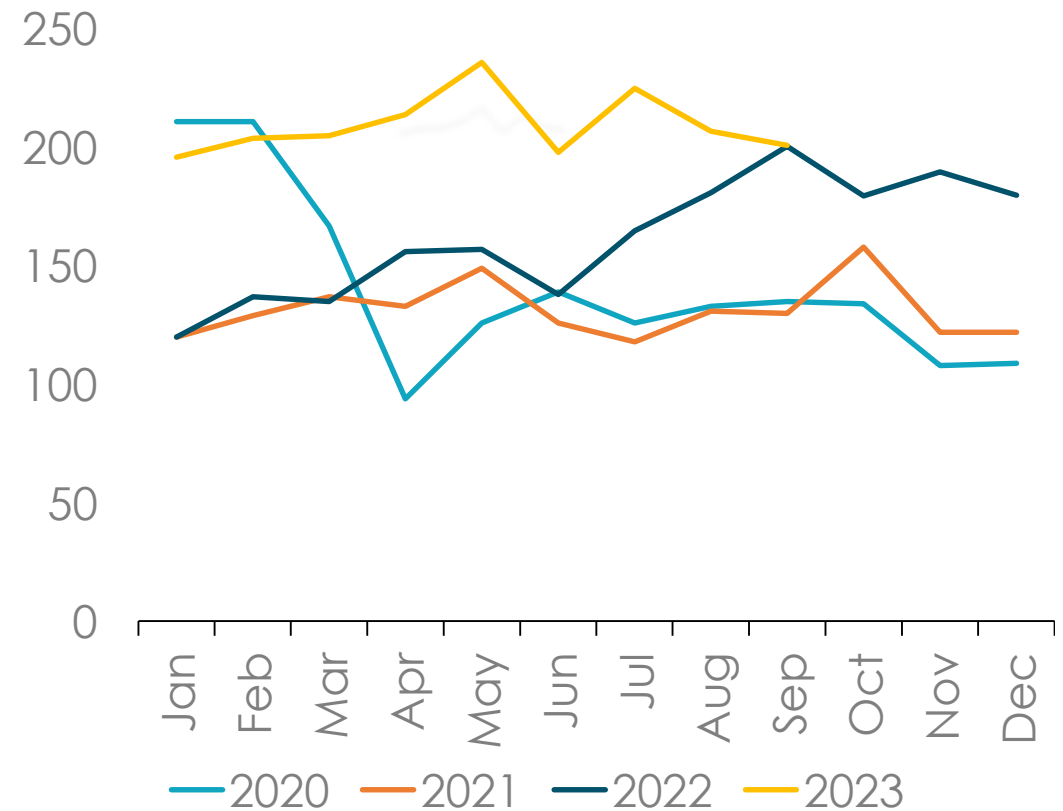
## ADA

Jul-Sep '23 Average: 15



## BICYCLE

Jul-Sep '23 Average: 209

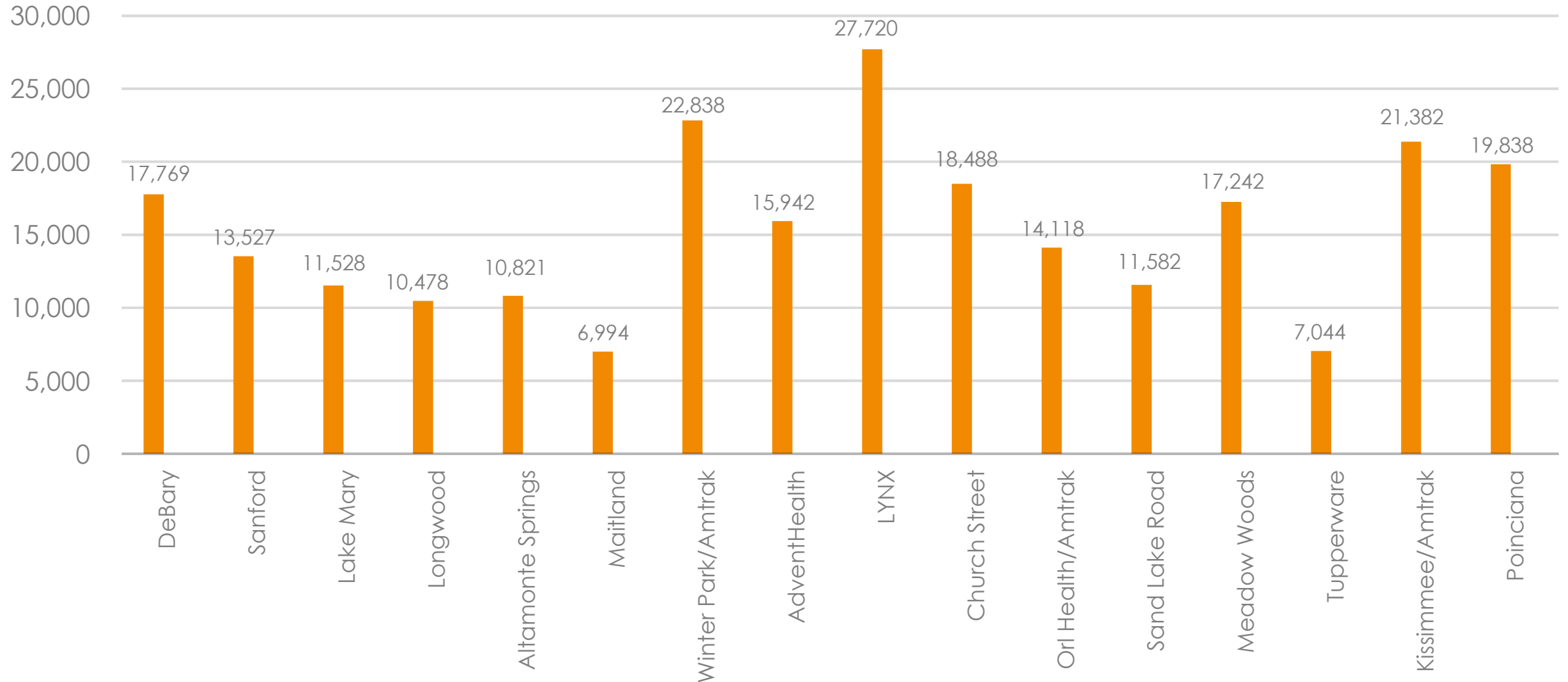






# BOARDING BY STATION

RIDERSHIP JUN - SEP 2023

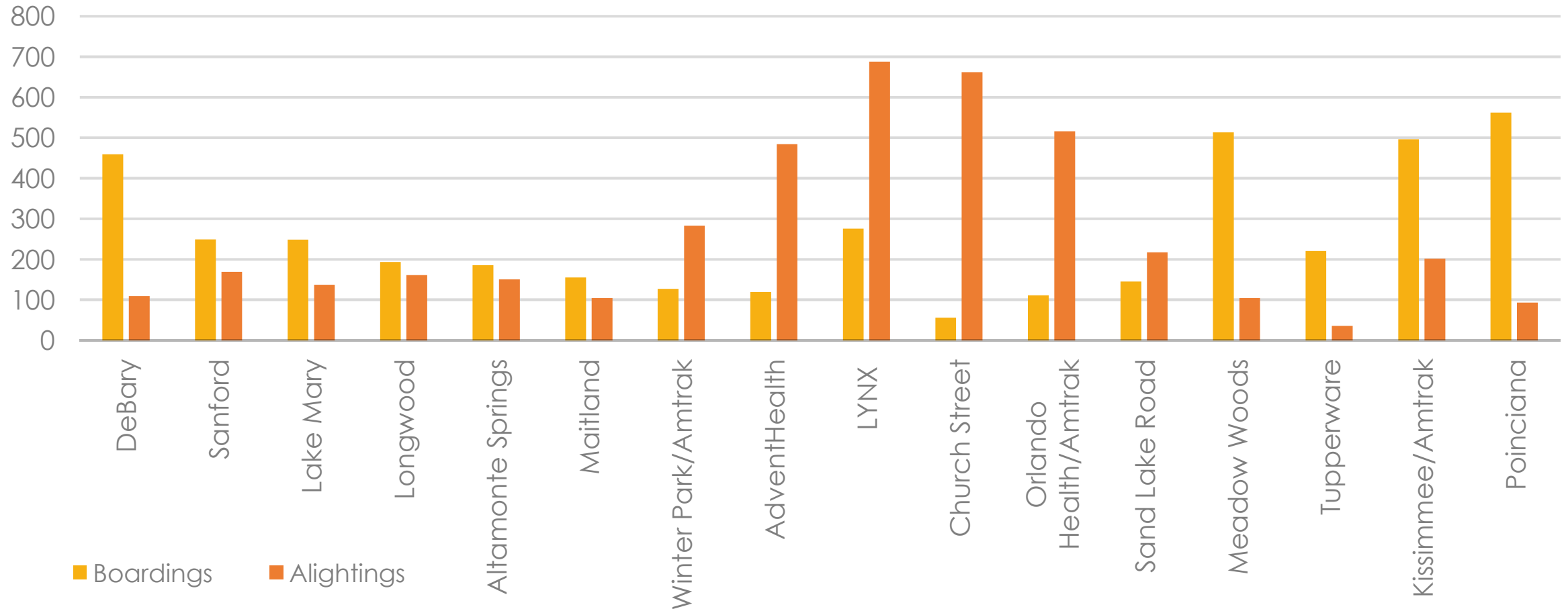




# BOARDING & ALIGHTINGS

JUL - SEP 2023

AM PEAK  
5:45AM - 8:45AM (NB FROM POINCIANA)



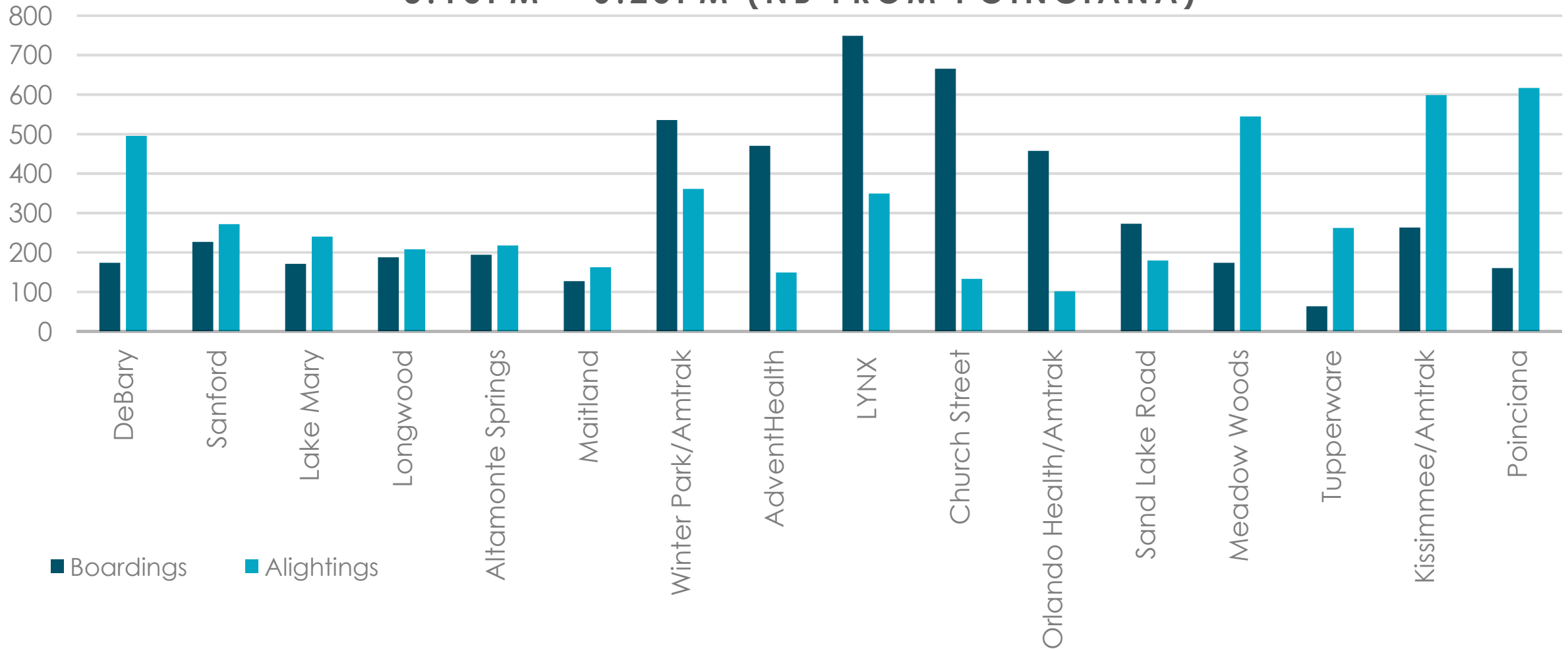




# BOARDING & ALIGHTINGS

JUL - SEP 2023

PM PEAK  
3:15PM - 6:25PM (NB FROM POINCIANA)

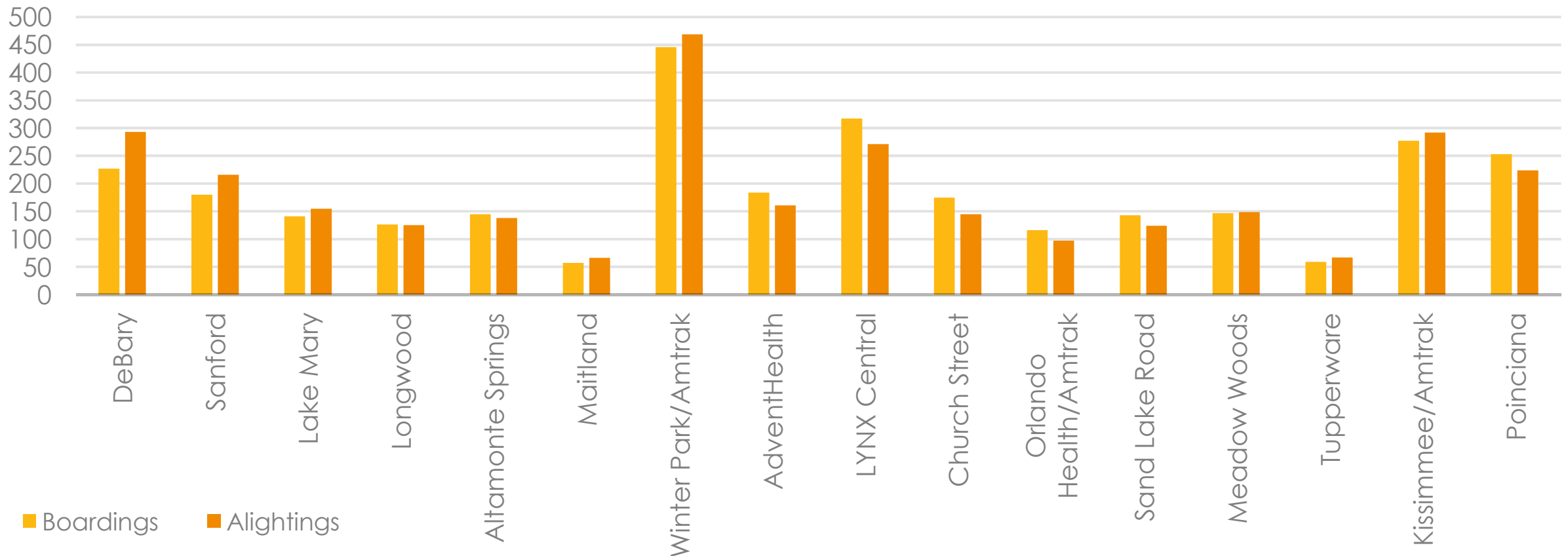




# BOARDING & ALIGHTINGS

JUL - SEP 2023

OFF PEAK  
10:45AM - 2:45PM; 7:25PM - 9:55PM (NB FROM POINCIANA)

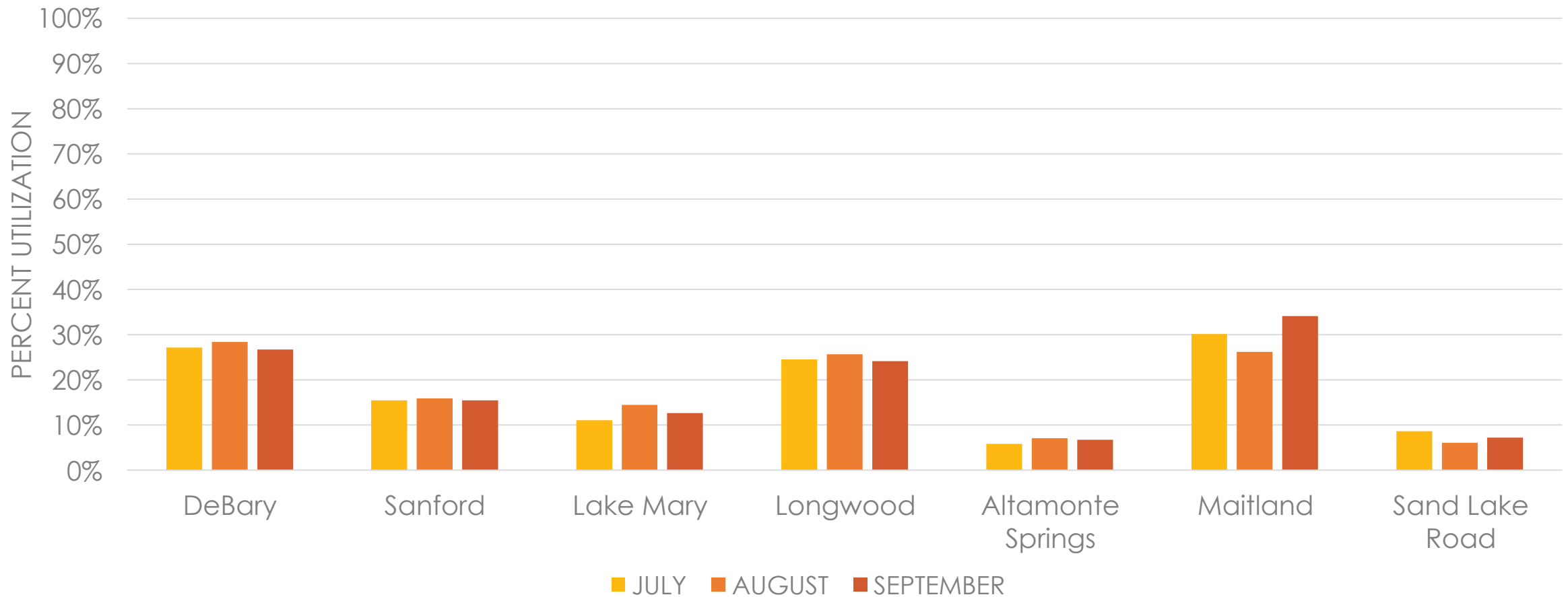






# IOS STATION PARKING

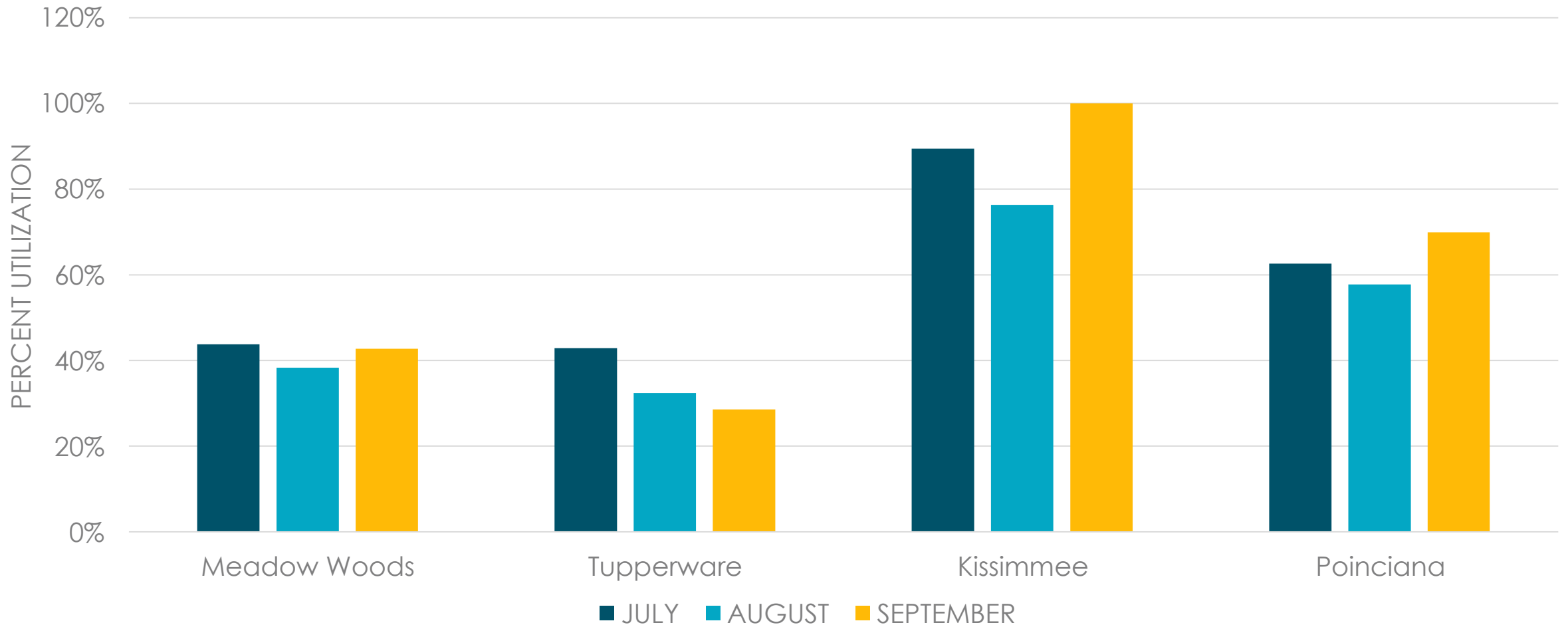
JUL - SEP 2023





# SOUTHERN EXPANSION STATION PARKING

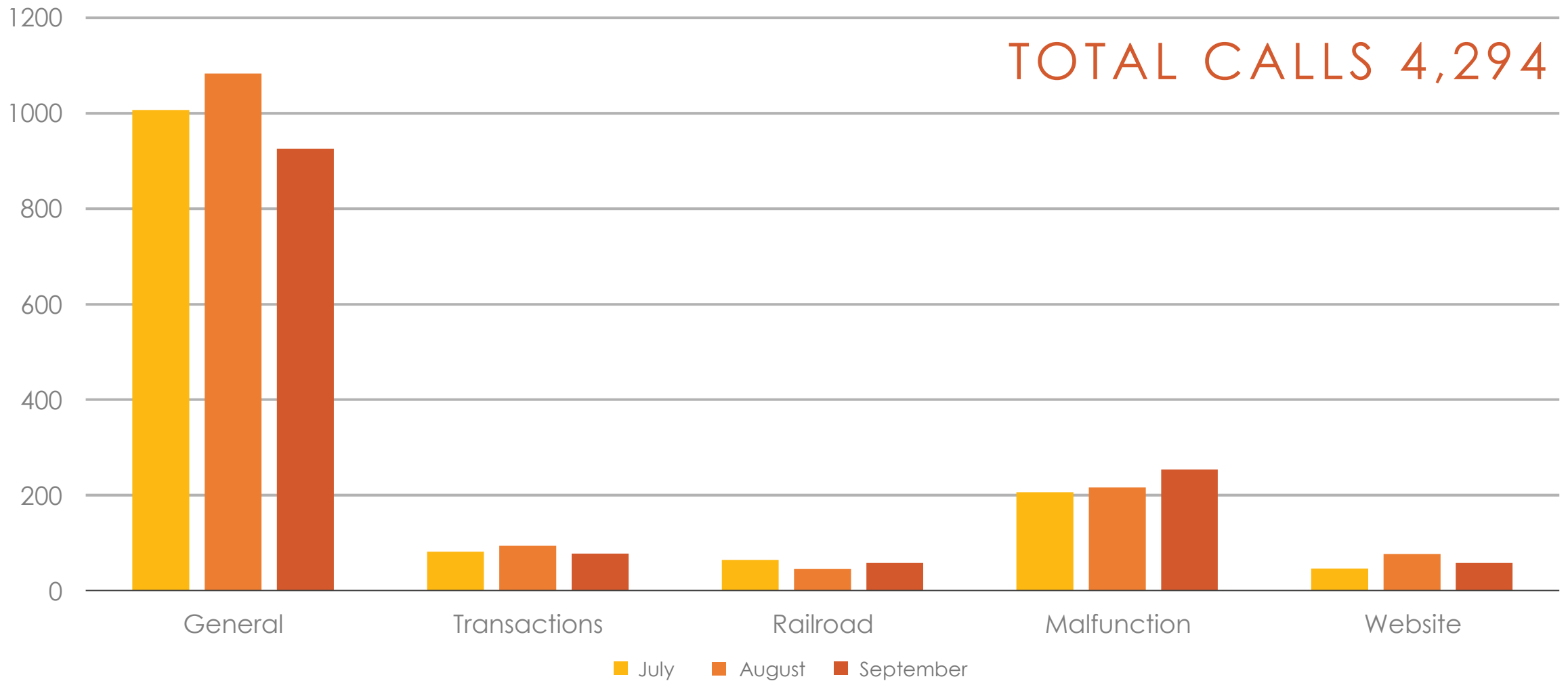
JUL - SEP 2023





# CUSTOMER SERVICE CALLS

JUL - SEP 2023







# TRAIN PERFORMANCE DETAIL

JUL - SEP 2023

TRAIN PERFORMANCE OVERVIEW	Trains	Percentage
On-Time	2,135	88%
Late	276	11%
Annulled	29	1.2%
Total Trains Operated	2,440	100.0%


PERFORMANCE DETAIL	Days	Trains	Percentage
Dispatching	12	14	0.6%
Maintenance of Way	30	54	2.2%
Mechanical	20	43	1.8%
Other	5	5	0.2%
Passengers	11	14	0.6%
Police Activity	12	27	1.1%
Signals & Components	22	68	2.8%
Train Interference	7	17	0.7%
Trespasser/Grade Crossing/Near Misses	9	19	0.8%
Weather	5	44	1.8%
Total (Rounded)		305	12.5%

Note: Only categories with a value greater than zero are displayed and rounded to one decimal.



# REVENUE INCIDENTS BY CITY/COUNTY

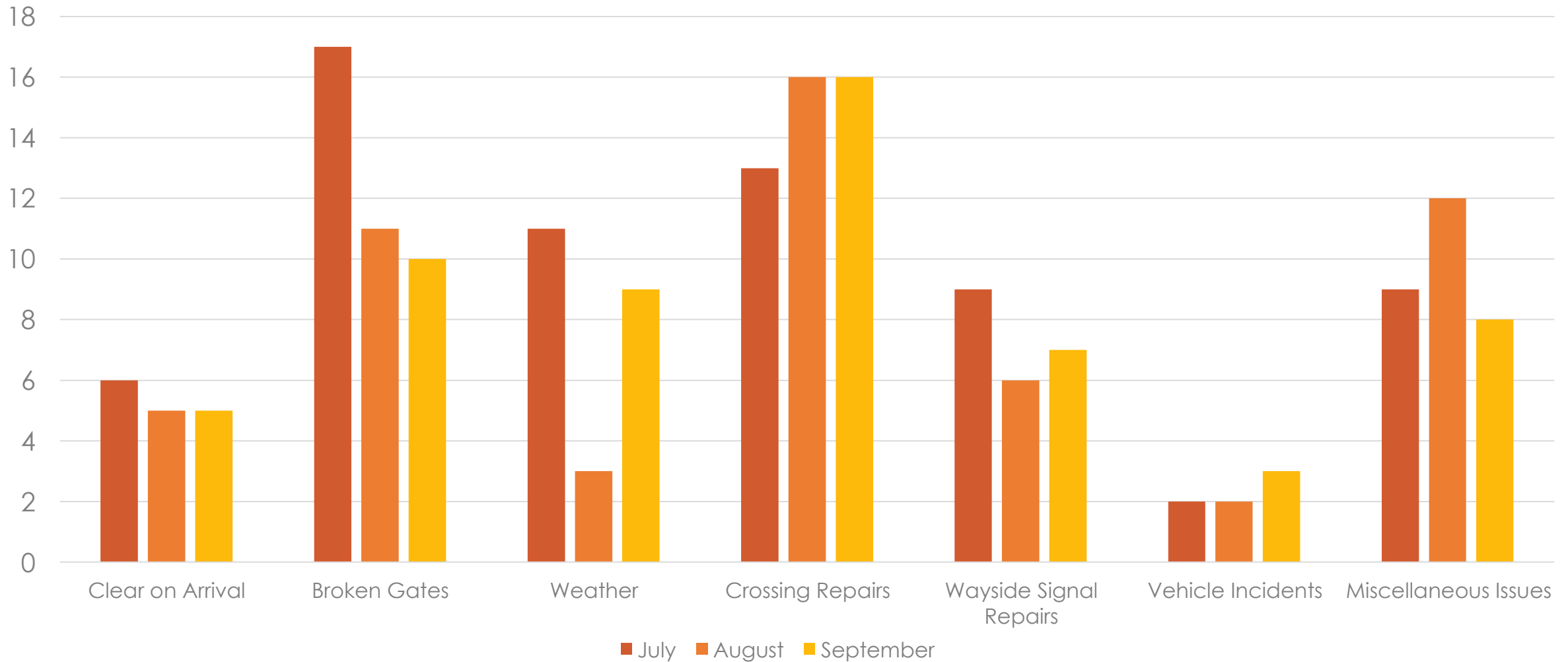
JUL - SEP 2023





# CFRC SIGNAL SYSTEM INCIDENTS

JUL - SEP 2023

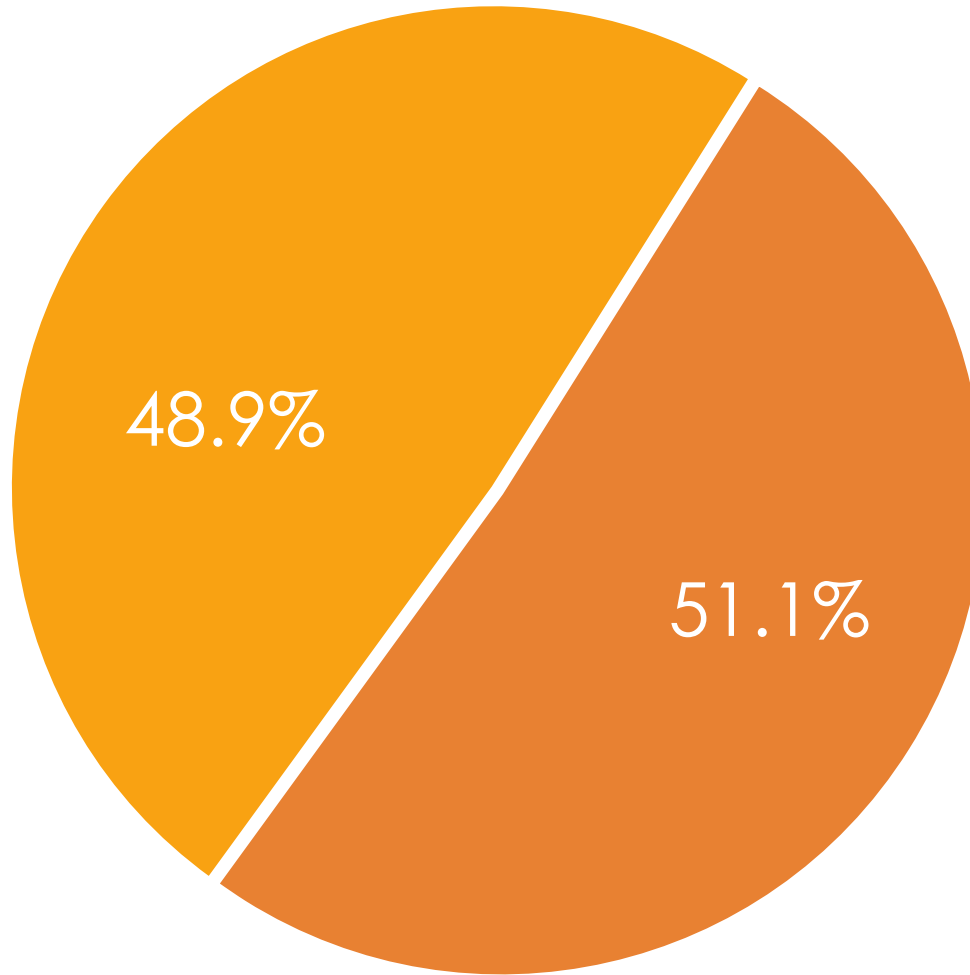






# QUIET ZONES

JURISDICTION	STATUS
Edgewood	Quiet Zone Established
Orange County	Quiet Zone Established – Four-quadrant gates at Pine St & 4th St. Are in service As of Sept 17, 2023 – Taft-Vineland Rd started in Procurement
Maitland	Quiet Zone Established
Winter Park	Quiet Zone Established
Seminole County	Quiet Zone Established
City of Orlando	Quiet Zone Established
City of Kissimmee	Quiet Zone Established



■ Maintenance ■ Improvements

### ■ Maintenance

Non-recurring corrective or preventive maintenance or in-kind replacement

### ■ Improvements

Extend the useful life, increase the value or add new uses

