



CENTRAL FLORIDA COMMUTER RAIL COMMISSION

NOVEMBER 16, 2023





Central Florida Commuter Rail Commission

Date: November 16, 2023

Time: 2:00 p.m.

Location: LYNX Central Station
455 N. Garland Ave., 2nd Floor Board Room
Orlando, Florida 32801

PLEASE SILENCE CELL PHONES

- I. Call to Order and Pledge of Allegiance**
- II. Announcements/Recognition**
- III. Confirmation of Quorum**
- IV. Approvals**
 - Adoption of September 28, 2023, CFCRC Board Meeting Minutes
- V. Public Comments**
 - *Those joining in person will be permitted to approach the podium in the LYNX Board Room and speak for up to 3 minutes.*
- VI. Reports**
 - SunRail Customer Advisory Committee (CAC) Update – Luis Nieves-Ruiz, Chair
 - SunRail Technical Advisory Committee (TAC) Update – Tawny Olore, Chair
 - Agency Update - SunRail Rail Administration Manager – David Cooke
 - Connectivity
 - LYNX Update – Bruce Detweiler
 - Votran Update – Bobbie King
- VII. Action Items**
 - A. SunRail Transition Update – Tawny Olore, P.E., Deputy County Manager



Central Florida Commuter Rail Commission

VIII. Discussion Items

- A. VoTran Mobility on Demand Service – Bobbie King, VoTran

IX. Board Member Comments

X. Other Business

- Next Meeting – December 14, 2023

XI. Adjournment

Public participation is solicited without regard to race, color, national origin, age, sex, religion, disability, or family status. Persons who require accommodations under the Americans with Disabilities Act or persons who require translation services (free of charge) should contact Mr. Roger Masten, FDOT/SunRail Title VI Coordinator, 801 SunRail Drive, Sanford, FL 32771, by phone at 321-257-7161, or by email at roger.masten@dot.state.fl.us at least three business days prior to the event.

Central Florida Commuter Rail Commission Meeting

September 28, 2023
2:00 p.m.
LYNX Admin. Building
455 North Garland Ave.
Orlando, FL 32801

Attendees:

Chair Osceola County Commissioner Viviana Janer Board Member Orange County Mayor Jerry Demings
Vice Chair Volusia County Council Chair Jeff Brower
Secretary Seminole County Commissioner Bob Dallari

Minutes

Meeting was called to order by Chair Janer at 2:00 PM	
Pledge of Allegiance and Confirmation of Quorum	
Announcements/Recognition	Presenter: Chair Janer
<p>September 18-22, 2023, was Rail Safety Week, which is a nationwide effort to raise awareness about the importance of being safe around railroad tracks. SunRail's campaign entitled "Avoid the Impact" features the devastating effects that a train strike can have. The campaign received strong support by our local media channels and social media outlets. There was 100% participation from all law enforcement agencies along the corridor at 21 different grade crossings and issued warnings and citations to unsafe drivers.</p> <p>Mr. Charles M. Heffinger made a special announcement in recognition of Law Enforcement Officers' (LEOs) appreciation. A certificate and commemorative SunRail coins were given to honor the following: agencies the City of Altamonte Springs Police Department, Edgewater Police Department, Kissimmee Police Department, Longwood Police Department, Maitland Police Department, Orange County Sheriff's Department, Orlando Police Department, Osceola County Sheriff's Department, Sanford Police Department, and the Winter Park Police Department. A group photo of the Commissioners and the law enforcement agencies was taken following the recognition ceremony.</p>	
Approvals:	Presenter: Chair Janer
Adoption of the meeting minutes from July 27, 2023, passed unanimously.	
Public Comments:	Presenter: Chair Janer
<p>Speaker – Mr. Calvin Clark of Polk City, Florida and a graduate of UCF downtown campus who uses SunRail weekly to get to class.</p> <ul style="list-style-type: none">• He would like to know if there has been any progress or action on expanding SunRail into Polk County. He understood that there was a recent Transit Concept and Alternatives Review Study completed, and he would like to know if there has been any update to the results.• Is there a possibility to expand including service on weekends as well? <p>Chair Janer stated that Mr. Clark's comments would be taken into consideration by the Board.</p> <p>Speaker – Mr. Steve Walton of Orlando, Florida. He is a regular SunRail rider on Wednesday evenings and is concerned about how the Amtrak train interacts northbound with the Winter Park Station. The Amtrak trains completely block downtown Winter Park. He is specifically concerned about the northbound train because he rides the last train on Wednesday evenings at 8:43 p.m.</p>	

southbound from Winter Park to Church Street Station. If the Amtrak train arrives late, as it occasionally does, it completely blankets the Winter Park side of the station so pedestrians cannot get over to the southbound side. This problem could apply to other common stations. Mr. Walton suggested if the SunRail train arrives and it is blanketed by the Amtrak train, the SunRail train should stop and wait until Amtrak leaves allowing passengers to get over, possibly buy a ticket, and get on the SunRail train. Otherwise, he is left standing in the dark, in the rain, and with no other outbound trains and then has no way to get home.

Chair Janer stated FDOT acknowledged Mr. Walton's comments, making some notes, and will see if they can address this issue. Mr. Heffinger offered to speak with Mr. Walton and address his concerns following the meeting, and Mr. Walton agreed.

Agenda Item: Reports – Customer Advisory Committee

Presenter: Luis Nieves-Ruiz

Mr. Luis Nieves-Ruiz was not present, and a report was not presented.

Agenda Item: Reports – Technical Advisory Committee

Presenter: Tawny Olore

- TAC has not met since the last Central Florida Commuter Rail Commission Meeting.
- Ms. Olore advised that the next TAC meeting will take place on Wednesday, October 11th and will have a report for the October 26th meeting.

Chair Janer recognized Secretary Tyler

Presenter: Secretary John Tyler

- Secretary Tyler was appreciative of the comments and feedback from the community. Osceola County expansion is being led by FDOT District 1 office in Bartow and Secretary Tyler offered to speak with Mr. Calvin Clark following the meeting.
- FDOT reserved \$7 million last fiscal year to do safety improvements along the corridor. The FRA awarded a Consolidated Rail Infrastructure and Safety Improvement (CRISI) grant that basically doubles that money bringing the \$7 million to almost \$14 million of improvements on this corridor over the next couple of years. There have been 110 crossings identified needing some type of improvements ranging from additional striping, pavement markers, constructing vehicle escape lanes, installing sensor activated LED "Do Not Stop on the Tracks" signage, signalization adjustments, and mitigate pedestrian trespassing with additional channelization and fencing along the corridor.

Agenda Item: Reports – Agency Update

Presenter: David Cooke

- Hurricane Idalia Response
 - In anticipation of landfall on August 30th, service was temporarily suspended August 29th to prepare the corridor.
 - Tracks and signals were inspected as debris was removed and gates reinstalled on August 30th.
 - Service completely restored on August 31st.
 - Community was fully informed throughout the process through media releases, online/app updates, and social media.
- New and Improved Train to Plane
 - On August 21st, LYNX increased the number of buses and frequency of routes 111, 11, and 42 from Sand Lake Station to Orlando International Airport.
 - New campaign highlights:
 - Increased frequency of buses for a quick and easy connection.
 - Advanced wayfinding signage.
 - New marketing campaign will target both commuters and travelers.
- College Week on SunRail
 - SunRail partnered with colleges and universities in Central Florida to bring back College Week.

<ul style="list-style-type: none"> ▪ Students, faculty, and staff were able to ride free for the week of September 11th – 15th, when they showed the conductor a valid college ID from one of the nine participating schools. • Coming Soon <ul style="list-style-type: none"> ▪ Mobility Week: October 27th – November 3rd. ▪ Boo! on Broadway: Friday, October 27th. ▪ Train to the Game for the Orlando Magic Games returns. ▪ Mobile Ticketing Pilot Program ▪ Holiday Promotions • Average Daily Ridership: Jul – Aug Average – 4,126 • On Time Performance: Jun – Aug Average <ul style="list-style-type: none"> ▪ Goal 95% Actual 88.32% Contract 98.1% <ul style="list-style-type: none"> ○ On-time 22 days ○ 63 Operating days ○ Ran 2,500 trains ▪ Actual was about 88%, much of the delays were due to speed restrictions, construction zones, and some heat issues • PTC Success YTD Active Operating (through August 31, 2023) success continues with operating close to 100% <ul style="list-style-type: none"> ▪ SunRail 99.9% ▪ CSX 99.9% ▪ Amtrak 99.8% 	<p>Agenda Item: Reports – Lynx Connectivity Presenter: Bruce Detweiler</p> <ul style="list-style-type: none"> • Lynx Fixed-Route Average Daily Boardings & Alightings by SunRail Station Area <ul style="list-style-type: none"> ▪ Saw a 3% increase for ridership in the month of July and a 13% increase in the month of August when compared to FY22. ▪ FY 23, seeing a 16% total increase in connectivity ridership. • Feeder Bus Route Analysis (Phase II South Routes) <ul style="list-style-type: none"> ▪ For July, saw a 2% increase in ridership with Neighbor Links when compared to the same period last year. ▪ For July, saw a 3% decrease in ridership with Fixed Route when compared to the same period last year. ▪ For August, saw a 6% decrease in ridership with Neighbor Links when compared to the same period last year. ▪ For August, saw a 2% increase in ridership with Fixed Route when compared to the same period last year.
<p>Agenda Item: Reports – Votran Connectivity Presenter: Bobbie King</p> <ul style="list-style-type: none"> • Minimal fluctuation of ridership, consistent year over year and month to month. 	<p>Agenda Item: Discussion Items – SunRail Transition Update Presenter: Tawny Olore</p> <ul style="list-style-type: none"> • Meeting weekly to discuss various items. • Working on changes to the commuter rail easement; Orange County Attorney’s Office has taken the lead on this. • Discussions are ongoing on how to conduct the permitting once transition takes place. • Working with FDOT on the Rail Freight Services Plan and on how CSX will continue to operate on the corridor. • Continue to meet with staff, local funding partner staff, and FDOT.

Agenda Item: Discussion Items – Rail Safety Week, Phase 2 North, Fare Collection System Update

Presenter: Mike Heffinger

- Rail Safety Week was September 18-22, 2023
 - There are 13 law enforcement agencies along the corridor.
 - First year out of the nine years of operating that all law enforcement agencies have participated.
 - Conducted safety inspections at 20 CFRC crossings.
 - Overall statistics: Stopped 272 vehicles, and 90 warnings were issued. Some stopped on the tracks and were using their phones to text.
 - Handed out hundreds of ID cards informing the community what to do on the tracks.
- Avoid the Impact: The 2023 SunRail Safety Week campaign was designed to stop readers in their tracks as they consider the far-reaching implications of making rail safe decisions.
 - Featured SunRail crews and law enforcement in videos describing the different emotional, financial, psychological, and physical impacts of a collision.
 - Promotion with community partners.
 - Tremendous, earned media throughout the week with local news organizations.
- Operation Safe Track: Largest law enforcement presence to date for education and grade crossing enforcement days.
 - Over 20 grade crossings.
 - All counties and cities of the CFRC participated.
 - Strong presence with educational handouts, warnings, and citations.
- Phase 2 North Construction Update
 - DeLand Station Construction Progress
 - Front entry excavated while maintaining access to working Amtrak Station.
 - Main parking area cleared – 102 spaces.
 - Drainage and retention pond in development.
 - Concrete footers for the columns and station platform under construction. Rebar embedded in the grade beams and concrete columns will tie the entire platform together.
 - Phase 2 North Construction Progress
 - Public outreach and resident meetings continue along the corridor.
 - Grade crossing improvements and implementation of safety initiatives like dynamic envelopes activated at key locations.
 - Laying 3.6 miles of new double-tracking underway.
- Fare Collection System Update
 - SunRail looked to upgrade the existing legacy fare system to accomplish three key objectives: (1) Provide greater customer ticketing options such as Mobile ticketing; (2) Streamline operational and maintenance costs; and (3) Manage a faster and more efficient servicing protocol.
- SunRail's Advanced Ticketing System:
 - SunRail's new ticket vending machines have arrived and are being inspected in FDOT's warehouse preparing to be installed.
 - Tickets will print a QR code on standard paper stock, greatly reducing costs.
 - 67 TVMs – 22 are full service and 45 are cashless.
 - 100 Ticketing Validating Units (TVUs) and 28 Hand-Held Ticket Validators (HHTV) have arrived and are being tested in the FDOT warehouse.
 - Advanced TVUs will be able to read single-day paper tickets, SunCards, and mobile tickets from your Smart phone.
 - Conductor Hand-Held Validators are smaller, faster, and more efficient.
 - Mobile Ticketing:
 - Compatible with Apple and Android Smart phones.
 - Saves time by allowing users to purchase train tickets in advance.
 - Easy to manage rider SunCard accounts.

- Greatly reduces the need and expense of printing single-day tickets and SunCards.
- Mobile Ticketing Custom Screen Development:
 - QR code generation for ticket purchase and validation.
 - Animated Central Florida custom cityscape background.
 - Ticket validation for conductor inspection.
- Testing and Rollout Times:
 - Mobile Ticketing App
 - Internal Testing – Current
 - External Test Group includes both TAC and CAC members – October 2023
 - Public Release – November 2023
 - Ticketing Vending Machines and TVUs
 - Platform Installation – February 2024
 - Final Installation – March/April 2024
- Mayor Demings asked when was the projected completion date and service start date for Phase 2 North?
- Mike Heffinger responded anticipated construction date based on the construction time schedule is early to mid-summer. The final date in the construction progress is May 15, 2024. The goal is to finish earlier than that date.
- Mayor Demings asked what is the maintenance schedule for painting or washing the trains?
- Mike Heffinger responded washing is scheduled to be every two weeks. There is no wash facility onsite, so the rolling stock is taken to the Amtrak Auto Train Facility in Sanford to get washed. Brightline also has a state of the art wash facility at their intermodal location west of the airport. FDOT is currently in negotiations with Brightline to see if we can take some of the SunRail cars over there to test them at their wash facility which is supposed to be able to accommodate SunRail's trains.
- Mr. Heffinger also stated that Commissioner Dallari asked about who owns the media data that Moovel receives? He replied that the data is owned and controlled by FDOT.
- Another question that came up was about electric locomotives. At the upcoming APTA Conference scheduled for the week of October 8th-11th at the Orange County Convention Center, an electric locomotive is being brought in for display. For any future locomotives/cars, we would be looking at about \$15-20 Million dollars vs \$80 Million for electric locomotives. Keep in mind that this does not include the costs required for upgrades to our existing infrastructure to accommodate the overhead lines that are needed for those electric locomotives.
- Commissioner Janer indicated that she was glad to hear the ticketing system is being replaced especially after all these years and is looking forward to the date of final installation and hopefully a go-live date. Ms. Janer's concern was with the non-cash machines given that some people prefer to use cash. Mr. Heffinger replied that 45 of those machines will be cashless. Ms. Janer responded that as long as there is a cash option available to customers, that alleviates her concern.
- Secretary Tyler spoke up and indicated that FDOT's goal for revenue service on Phase 2 North is May 2024 and his team continues to remain laser focused on that commitment.

Agenda Item: Discussion Items – Sunshine Corridor Update **Presenter:** John Tyler, P.E.

- Ridership Model – Strong ridership to OIA, OCCC, and South I-Drive.
- Cost Estimates – Over \$2 billion high-level capital cost estimate from OIA to OCCC.
- Utilizing recent experience to develop cost estimates – feedback from Brightline and the airport and our own actual construction cost experience. Keep in mind that FDOT has not had enough time or money to really dive deep into the costs since no design has been done. The goal here was to get to an order of magnitude to better understand what we are all looking at here. The costs are significant. This is a significant infrastructure project that would extend from the airport to the OCCC and is based on a major multi-use rail corridor serving both intercity passenger and commuter service. FDOT looked at the infrastructure (track, signals, stations, etc.) that would be needed to build this mega project. It is not an exact number, but the estimate does give us a range.


- Feedback is Driving Adjustments:
 - Started sharing these results with the Working Group and we are currently looking for feedback to ensure nothing is being missed over the last month.
 - Transfer Location Options – where is the transfer going to take place (e.g., dedicated transfer location along the mainline or could you utilize existing stations as transfer points)?
 - Levels of Service – how often will people be waiting for a train – 15, 30, 60 minute headways? How long will you wait or where are you going to wait?
 - Quality of Service – affects people’s willingness to use the system and a lot of details still being worked through to present as many options as possible.
 - All this work will continue to progress over the coming months.
 - Based on the modeling efforts, the Department is still trying to bring all this useful information into the analysis so that realistic operations costs can be developed. Capital costs is one thing, but we also need to make everyone aware of the day to day operations costs it will take to operate this system.
- Next Steps
 - Final Report by Working Group sometime anticipated later this fall.
 - Multiple paths forward for the Commission to consider.
 - FDOT will be evaluating the funding outlook for future rail and transit investments.
 - Continue to work on the TCAR public involvement effort scheduled for late October through November.
- Commissioner Dallari asked when FDOT would like to receive input?
 - Secretary Tyler responded as soon as you are ready to give it to me.

Agenda Item: Board Member Comments

Chair Janer’s birthday was recognized.

Next Meeting: Work Session – October 26, 2023, at 2:00 PM, Lynx Central Station Admin. Building

Meeting Adjourned: 2:56 PM



PLEDGE OF ALLEGIANCE

(Please Stand)

I pledge allegiance to the Flag of the United States of America, and to the Republic for which it stands, one Nation under God, indivisible, with liberty and justice for all.

TITLE VI



This meeting, project, or study is being conducted without regard to race, color, national origin, age, sex, religion, disability or family status. Persons wishing to express their concerns relative to FDOT compliance with Title VI may do so by contacting:

Esta reunión, proyecto o estudio se lleva a cabo sin distinción de raza, color, origen nacional, edad, sexo, religión, discapacidad o estado familiar. Las personas que deseen expresar sus inquietudes relativas al cumplimiento del Título VI por parte del FDOT pueden hacerlo comunicándose con:

Reyinyon, pwojè, oswa etid sa a ap fèt san konsiderasyon ras, koulè, orijin nasyonal, laj, sèks, relijyon, andikap oswa sityasyon fanmi an. Moun ki vle eksprime enkyetid yo konsènan konfòmite FDOT ak Tit VI ka fè sa lè yo kontakte:

ROGER MASTEN

SunRail Title VI Coordinator

801 SunRail Drive

Sanford, Florida 32771

Roger.Masten@dot.state.fl.us

STEFAN KULAKOWSKI

State Title VI Coordinator

605 Suwannee Street, MS65

Tallahassee, Florida 32399

Stefan.Kulakowski@dot.state.fl.us



WELCOME



APPROVAL

ADOPTION OF SEPTEMBER 28, 2023, MEETING MINUTES



PUBLIC COMMENTS



REPORTS

A. CUSTOMER ADVISORY COMMITTEE

Luis Nieves-Ruiz, Chair

B. TECHNICAL ADVISORY COMMITTEE

Tawny Olore, P.E., Chair

C. AGENCY UPDATE

David Cooke

D. CONNECTIVITY

LYNX Update – Bruce Detweiler

Votran Update – Bobbie King





CAC CHAIR'S REPORT

LUIS NIEVES-RUIZ



TAC CHAIR'S REPORT

TAWNY OLORE, P.E.



AGENCY UPDATE

DAVID COOKE



BOO! ON BROADWAY SUCCESS!

SunRail joined Kissimmee Main Street for Boo! On Broadway on Friday, 10/27.

- Kissimmee "Station 51" was decorated with a fun alien theme
- Over 1,000 families rode SunRail to and from the event
- Over 3,000 kids visited SunRail's booth where they received candy, safety information, and a special "Station 51" sticker
- An additional 9 PM northbound train service was sponsored by Nature's Table
- Cross promoted with FDOT's Mobility Week





MOBILITY WEEK 2023

Mobility Week is a statewide cooperative effort by the FDOT and its partner agencies to promote awareness of safe, multimodal transportation choices

- 10/27 – 11/3
 - Votran Rider Appreciation 10/31 at DeBary Station
 - Try It Thursday Success 11/2 - boost in ridership with over 600 additional riders
 - Free service all day in collaboration with LYNX
 - Safety Fair at LYNX Station





NEW TOD OUTREACH!

SunRail is partnering with different apartment complexes along the corridor, providing residents with a seamless introduction to the SunRail commuter lifestyle.




- Complexes are now including travel guides in tenant "Welcome Packets"
- Social media series will focus on living and working using SunRail encouraging the community to think SunRail first as they decide where to live





COMING SOON...

SunRail will continue to boost ridership throughout the remainder of 2023!

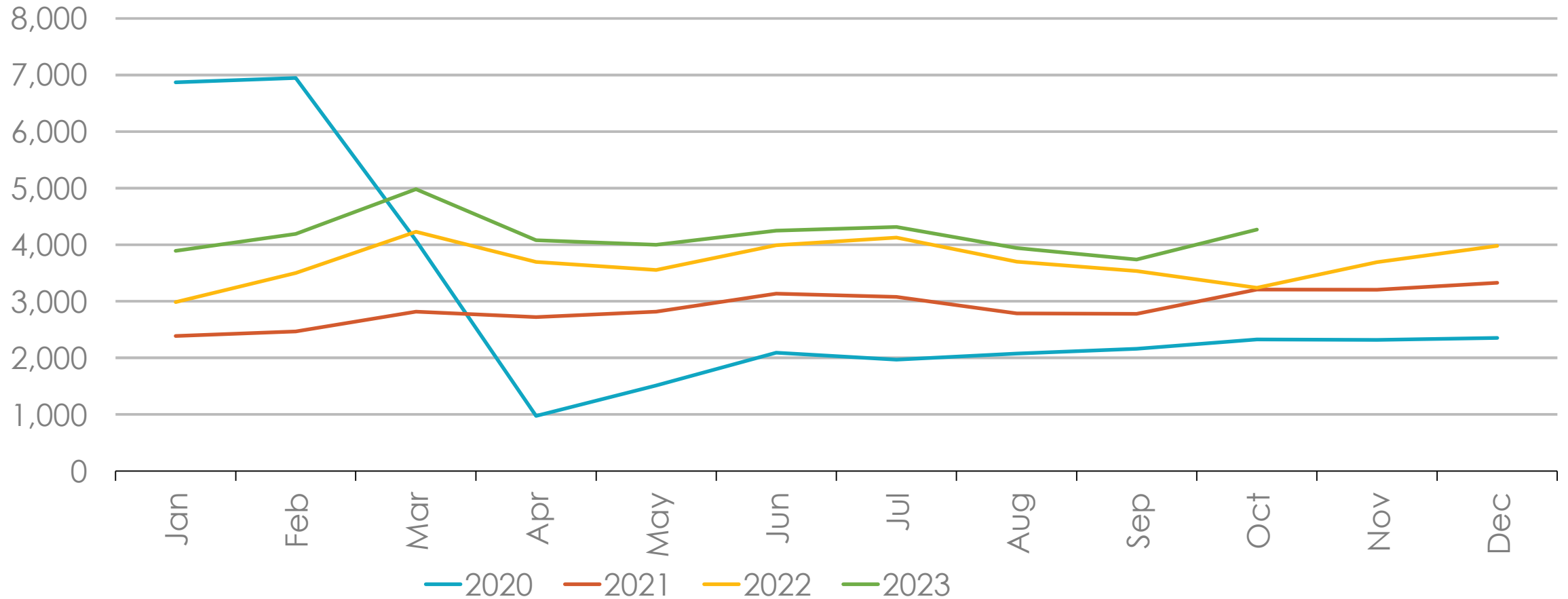
- Exciting holiday promotions
- Event partnerships with local communities
- Train to the Game
- Social media fun
- Follow @RideSunRail on   





AVERAGE DAILY RIDERSHIP

SEP – OCT AVERAGE – 4,002





ABOVE AVERAGE

- On-Time 22 Days
- 42 Operating Days
- Ran 1,680 Trains

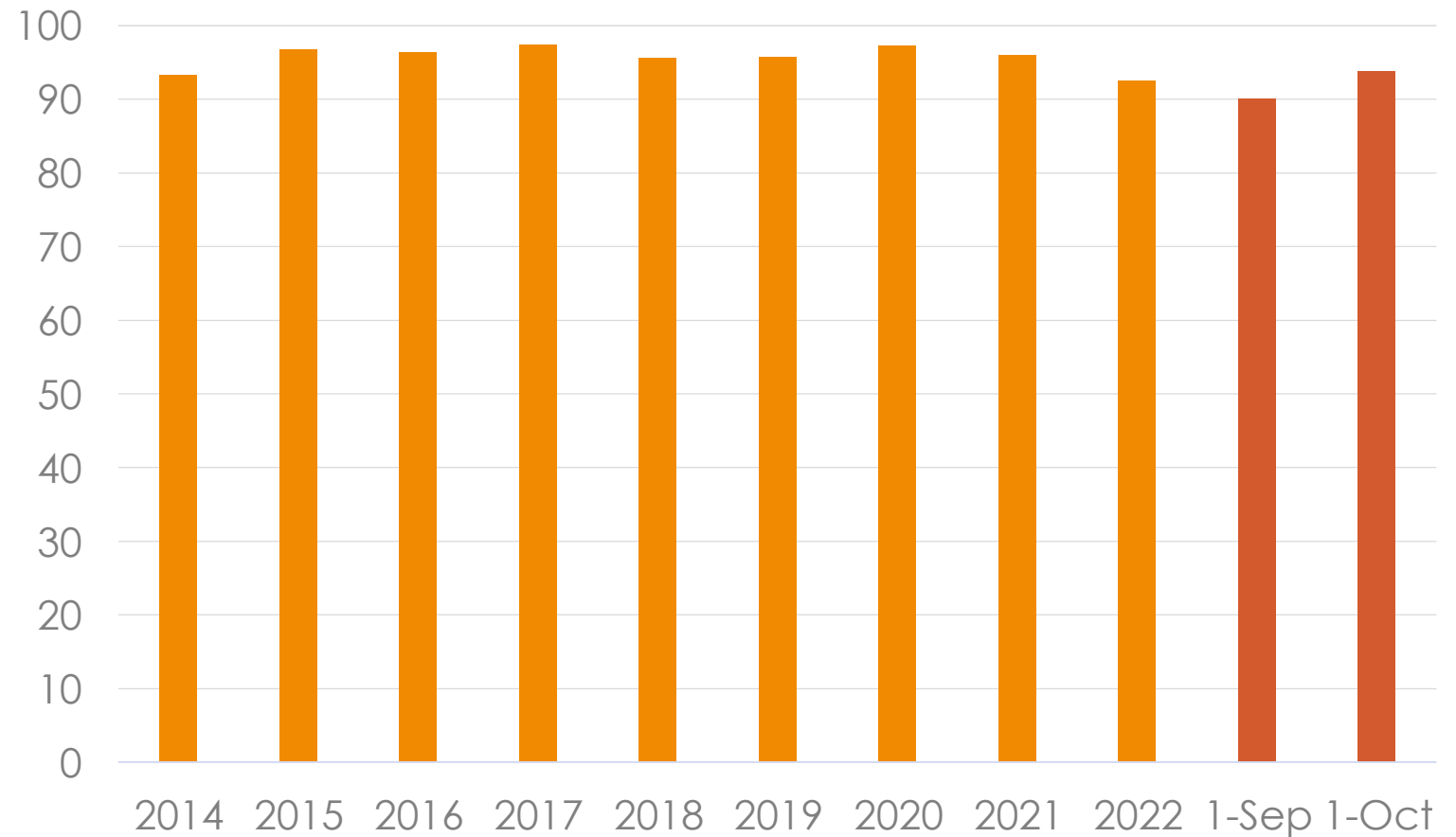
ON-TIME PERFORMANCE AVERAGE

September - October 2023

Goal = 95%

Actual = 91.9%

Contract = 98.8%





PTC SUCCESS

- 2023 Year to Date* PTC Active Operating Percentage:
 - SunRail 99.9%
 - CSX 99.8%
 - AMTRAK 99.8%

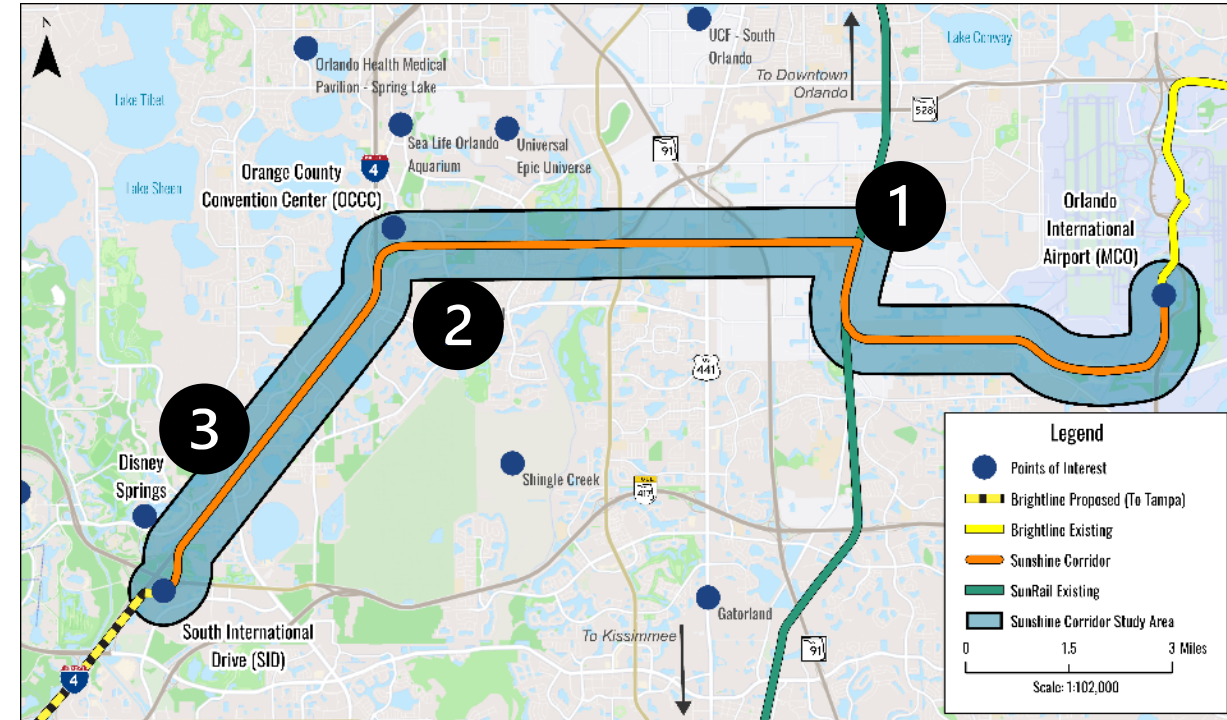
*Through October 31, 2023



TCAR Study Public Meeting Plan

#*	Date	Location	Format/Time
1	12/05/2023	Taft Community Center 9450 S Orange Ave Orlando, FL 32824	In-Person Open House 5:30 – 7 p.m.
2	12/06/2023	Holiday Inn & Suites International Drive 10771 International Drive Orlando, FL 32821	In-Person Open House 5:30 – 7 p.m.
3	12/07/2023	Delta Hotels by Marriott Orlando Lake Buena Vista 12490 S. Apopka Vineland Rd Orlando, FL 32836	In-Person Open House 5:30 – 7 p.m.
	12/06/2023	Virtual Meeting Go To Webinar	Virtual Open House 5:30 – 7 p.m.

* Approximate location shown on map





LYNX CONNECTIVITY

LYNX Fixed-Route Average Daily Boardings & Alightings by SunRail Station Area

SUNRAIL STATION	Fiscal Year 2023												ANNUAL DAILY AVERAGE
	Oct	Nov	Dec	Jan	Feb	Mar	Apr	May	Jun	Jul	Aug	Sep	
<i>Days of Operation</i>	21	18	22	22	20	23	20	23	22	21	21		21
Sanford	284	257	258	283	286	297	265	283	278	282	282	291	279
Lake Mary	73	77	70	79	74	83	82	67	81	74	75	78	76
Longwood	73	72	73	78	93	89	79	80	68	66	76	83	78
Altamonte Springs	157	135	146	155	161	150	145	147	142	138	149	142	147
Maitland	11	10	11	10	14	13	12	12	12	13	14	13	12
Winter Park	295	288	315	315	326	340	324	325	315	329	391	365	327
AdventHealth	314	321	346	357	401	348	373	320	314	295	317	321	336
LYNX Central Station													-
Church Street Station													-
Orlando Health/Amtrak	19	17	20	21	26	30	35	25	25	27	26	25	25
Sand Lake Road	167	174	190	206	192	204	218	200	186	179	197	255	197
Meadow Woods	143	128	107	114	124	117	110	128	132	112	121	107	120
Tupperware	16	9	15	14	19	22	21	15	13	8	14	15	15
Kissimmee Intermodal													-
Poinciana	3	4	6	6	6	9	10	9	9	6	7	6	7
Total - All Stations	1,555	1,492	1,557	1,638	1,722	1,702	1,674	1,611	1,575	1,529	1,669	1,701	1,619
Percent change from FY 22 to FY 23	21%	16%	18%	39%	29%	20%	18%	10%	8%	3%	13%	11%	16%



LYNX CONNECTIVITY

LYNX Feeder Bus Route Analysis (Phase II Routes)

LINK	September		Change	% Change
	FY22	FY23		
18	17,750	19,999	2,249	13%
418	3,576	3,981	405	-11%
155	802	645	(157)	-20%
306	1,621	2,373	752	46%
604	243	197	(46)	-19%
831	615	801	186	30%



LYNX CONNECTIVITY

LYNX Fixed-Route Average Daily Boardings & Alightings by SunRail Station Area

SUNRAIL STATION	Fiscal Year 2024												ANNUAL DAILY AVERAGE
	Oct	Nov	Dec	Jan	Feb	Mar	Apr	May	Jun	Jul	Aug	Sep	
Days of Operation	22												22
Sanford	302												302
Lake Mary	75												75
Longwood	77												77
Altamonte Springs	133												133
Maitland	16												16
Winter Park	379												379
AdventHealth	309												309
LYNX Central Station													
Church Street Station													
Orlando Health/Amtrak	27												27
Sand Lake Road	284												284
Meadow Woods	119												119
Tupperware	14												14
Kissimmee Intermodal													
Poinciana	7												7
Total - All Stations	1,742												1,742
Percent change from FY 22 to FY 23	12%												8%



LYNX CONNECTIVITY

LYNX Feeder Bus Route Analysis (Phase II Routes)

LINK	October		Change	% Change
	FY23	FY24		
18	20,349	22,246	1,897	9%
418	4,256	4,529	273	6%
155	641	693	52	8%
306	1,996	2,570	574	29%
604	253	217	(38)	-15%
831	766	817	51	7%



VOTRAN CONNECTIVITY

Activity at DeBary Station	Fiscal year 2021												Annual Daily Average
	Oct-20	Nov-20	Dec-20	Jan-21	Feb-21	Mar-21	Apr-21	May-21	Jun-21	Jul-21	Aug-21	Sep-21	
Days of Operation	22	20	22	20	20	20	22	20	22	22	22		232
Total Monthly Ridership	827	616	664	478	561	542	753	788	800	1,049	1,120	896	9,094
Avg Daily Ridership	38	31	30	24	28	27	34	39	36	48	51	43	36

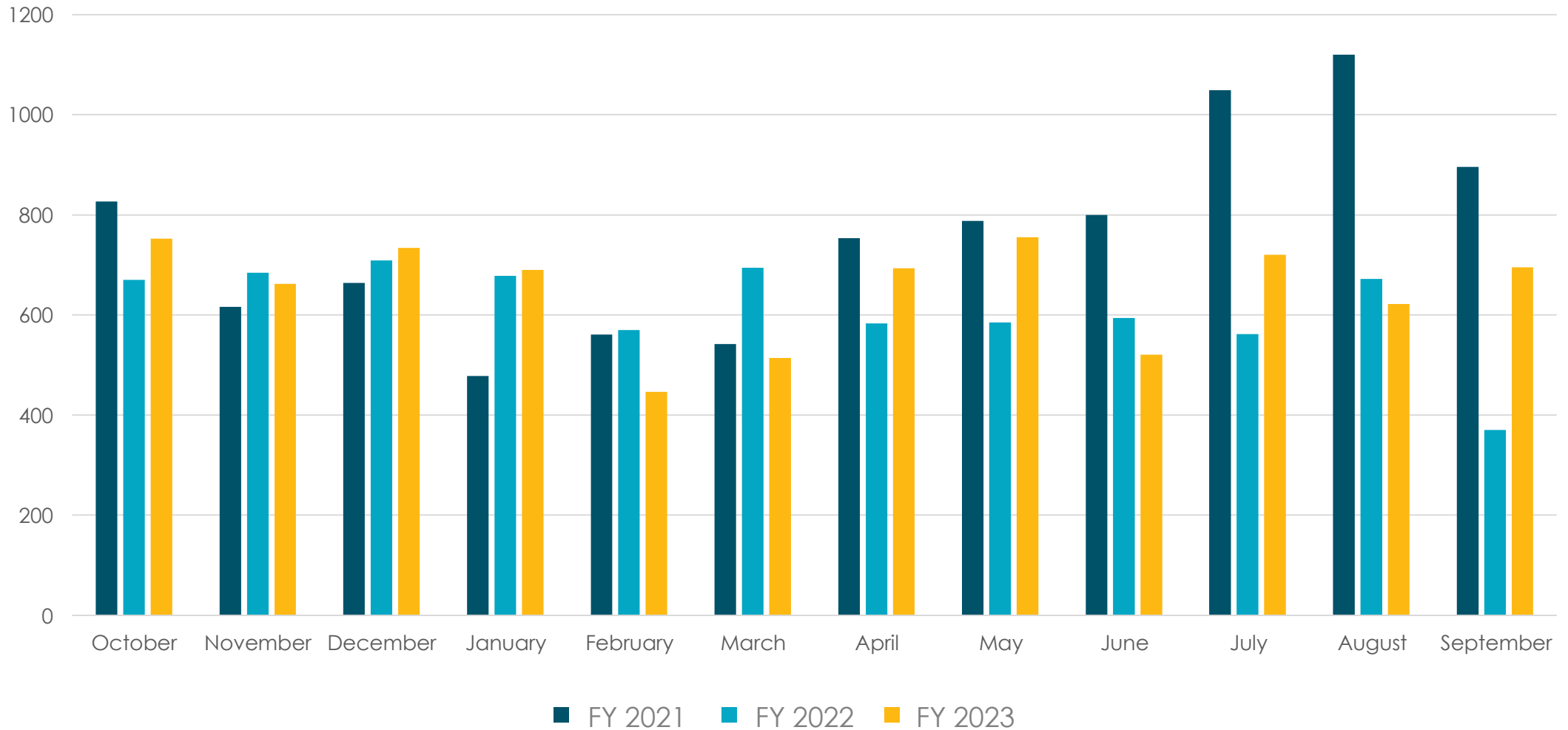
Activity at DeBary Station	Fiscal year 2022												Annual Daily Average
	Oct-21	Nov-21	Dec-21	Jan-22	Feb-22	Mar-22	Apr-22	May-22	Jun-22	Jul-22	Aug-22	Sep-22	
Days of Operation	21	21	23	21	20	23	21	21	22	20	23	20	256
Total Monthly Ridership	670	684	709	678	570	694	583	585	594	562	672	370	7,371
Avg Daily Ridership	32	33	31	32	29	30	28	28	27	28	29	19	29

Activity at DeBary Station	Fiscal year 2023												Annual Daily Average
	Oct-22	Nov-22	Dec-22	Jan-23	Feb-23	Mar-23	Apr-23	May-23	Jun-23	Jul-23	Aug-23	Sep-23	
Days of Operation	21	20	22	22	20	23	20	22	22	20	23	20	255
Total Monthly Ridership	752	662	734	690	446	514	693	755	521	720	622	695	7,804
Avg Daily Ridership	36	33	33	31	22	22	35	34	24	36	27	35	31

NOTES: Votran service was suspended from Wednesday, 11/2 through Friday, 11/4.. Votran service was suspended on Thursday, 11/3



VOTRAN SUNRAIL CONNECTIVITY





VOTRAN CONNECTIVITY

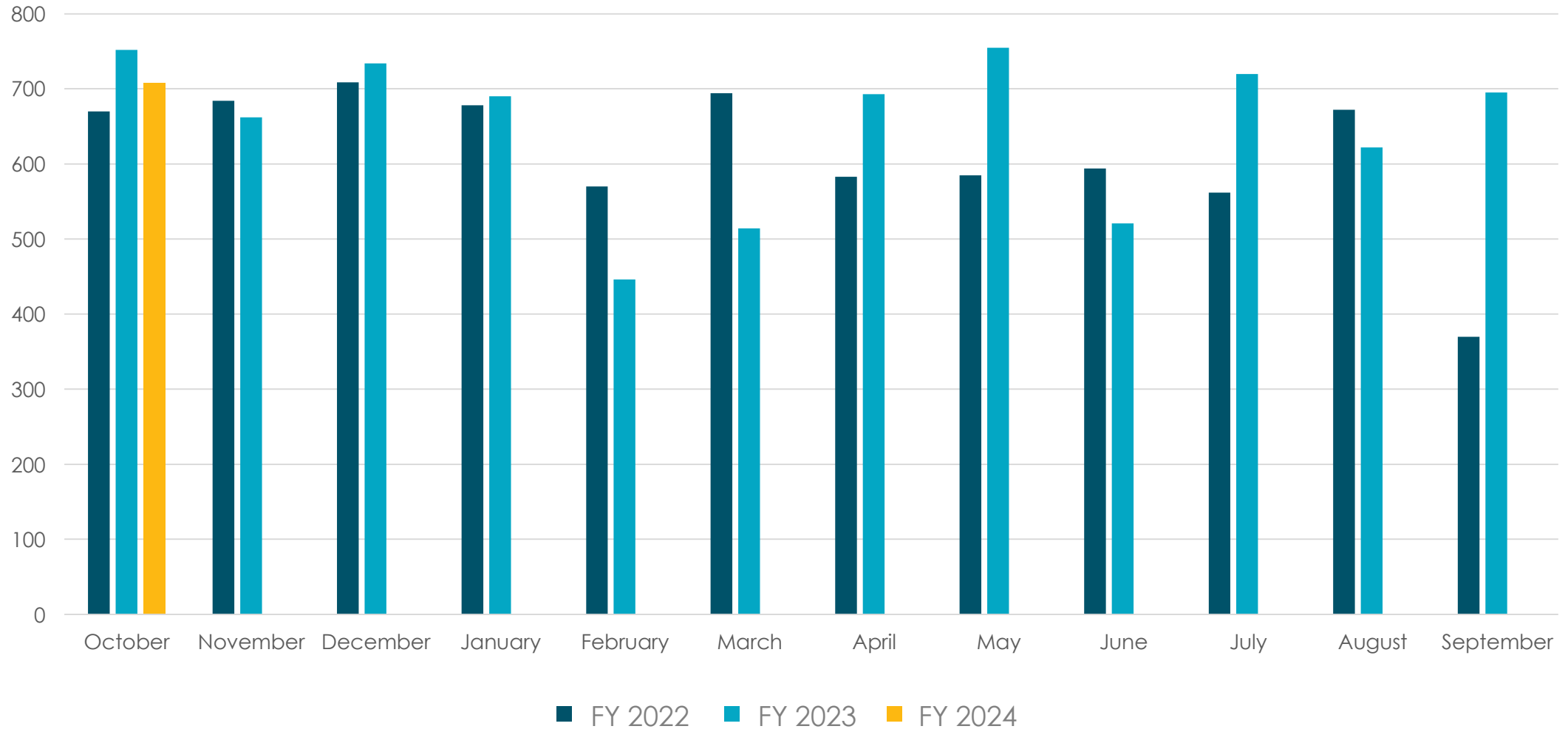
Activity at DeBary Station	Fiscal year 2022												Annual Daily Average
	Oct-21	Nov-21	Dec-21	Jan-22	Feb-22	Mar-22	Apr-22	May-22	Jun-22	Jul-22	Aug-22	Sep-22	
Days of Operation	21	21	23	21	20	23	21	21	22	20	23	20	256
Total Monthly Ridership	670	684	709	678	570	694	583	585	594	562	672	370	7,371
Avg Daily Ridership	32	33	31	32	29	30	28	28	27	28	29	19	29

Activity at DeBary Station	Fiscal year 2023												Annual Daily Average
	Oct-22	Nov-22	Dec-22	Jan-23	Feb-23	Mar-23	Apr-23	May-23	Jun-23	Jul-23	Aug-23	Sep-23	
Days of Operation	21	20	22	22	20	23	20	22	22	20	23	20	255
Total Monthly Ridership	752	662	734	690	446	514	693	755	521	720	622	695	7,804
Avg Daily Ridership	36	33	33	31	22	22	35	34	24	36	27	35	31

Activity at DeBary Station	Fiscal year 2024												Annual Daily Average
	Oct-23												
Days of Operation	22												22
Total Monthly Ridership	708												708
Avg Daily Ridership	32												32



VOTRAN SUNRAIL CONNECTIVITY





SUNRAIL TRANSITION UPDATE

Tawny Olore, P.E.

SunRail Transition Update

Operations Phasing Concept

- ▶ Transition of SunRail to occur in two Phases
- ▶ Phase 1 - Transfer of Financial Obligations
- ▶ Phase 2 - Transfer of Operations

Phase 1 - Transfer of Financial Obligations

- ▶ Operations Phasing Agreement
- ▶ Changes to Interlocal Governance Agreement
- ▶ Pre Transition Checklist
 - ▶ Novation/Assignment of contracts to CFCRC
 - ▶ Contract for CFCRC Attorney
 - ▶ Local Operating Support Spreadsheets for LFP Budgeting
 - ▶ Financial Setup (Bank Accounts)
 - ▶ Liability Insurance, Self Insurance Fund
- ▶ Meet with Federal Partners (FTA/FRA)
- ▶ Transition Financial Obligations to CFCRC

Phase 2 - Transition of Operations

- ▶ Full Operating Control assumed by CFCRC within three years of transition of financial obligations
- ▶ Complete and approve term sheet for LYNX Operating Agreement
- ▶ Negotiation and Execution of Operating Agreement with LYNX
- ▶ Hiring necessary personnel for Operations
- ▶ Initiate procurement activities for contract operators with FDOT's assistance
- ▶ Transition of Operations

Next Steps

- ▶ Concurrence from FDOT on the Operations Phasing Concept
- ▶ Concurrence from CFCRC on the Operations Phasing Concept
- ▶ Direct staff to develop the following:
 - ▶ Operations Phasing Agreement
 - ▶ Interlocal Governance Agreement Revisions
 - ▶ Pre Transition Action Items



DISCUSSION ITEMS

Votran Mobility on Demand Service – Bobbie King, Votran



Votran Mobility on Demand Service

Bobbie King



Mobility on Demand Service

November 16, 2023 CFCRC Board Mtg.

Mobility on Demand

- What is Mobility on Demand?
- How will it help our system?
 - Cost effective
 - Provides coverage to low demand areas and reallocates resources to high demand areas
 - Staffing relief
 - Better service to the public



Current Service Options in West Volusia: Fixed Route

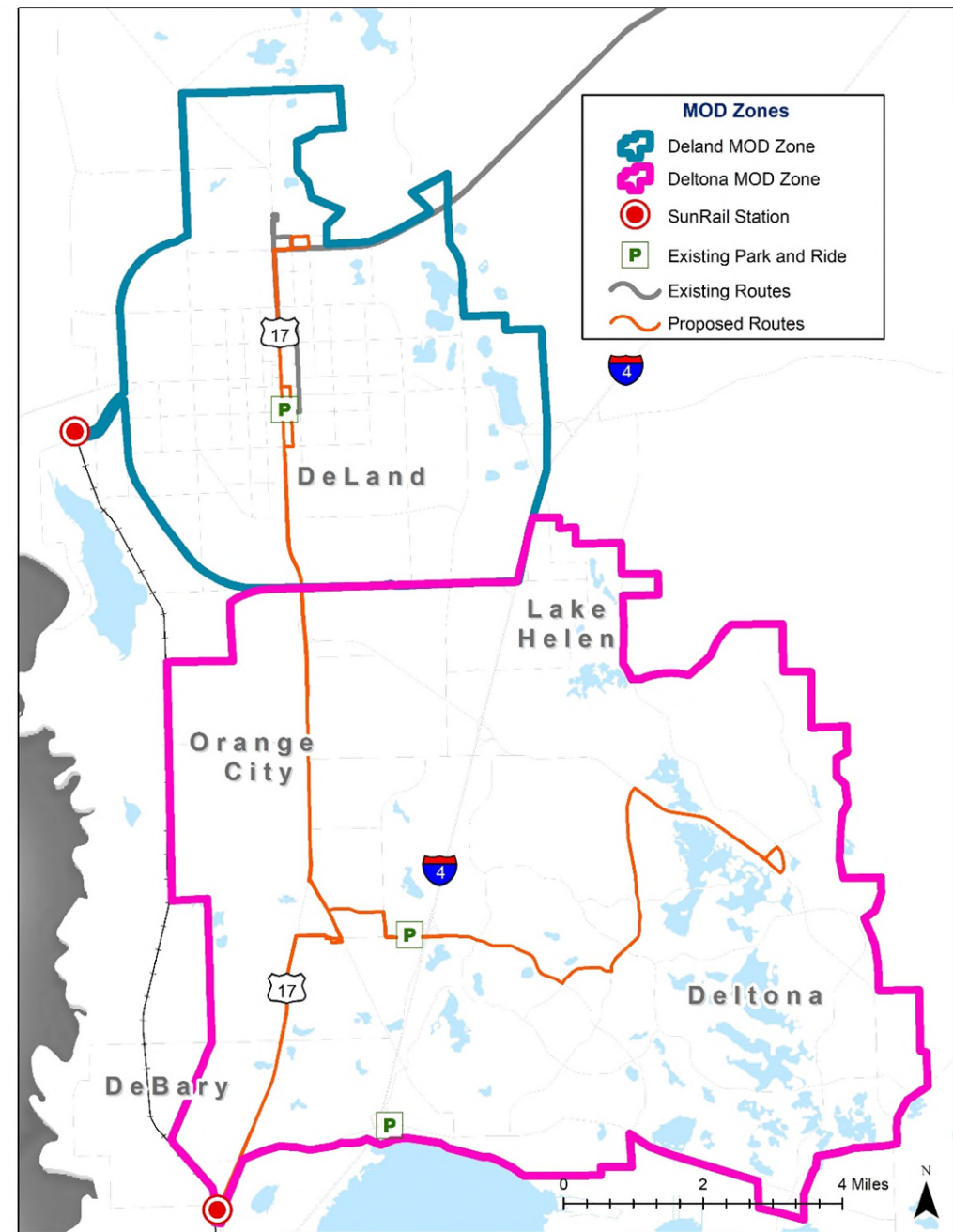
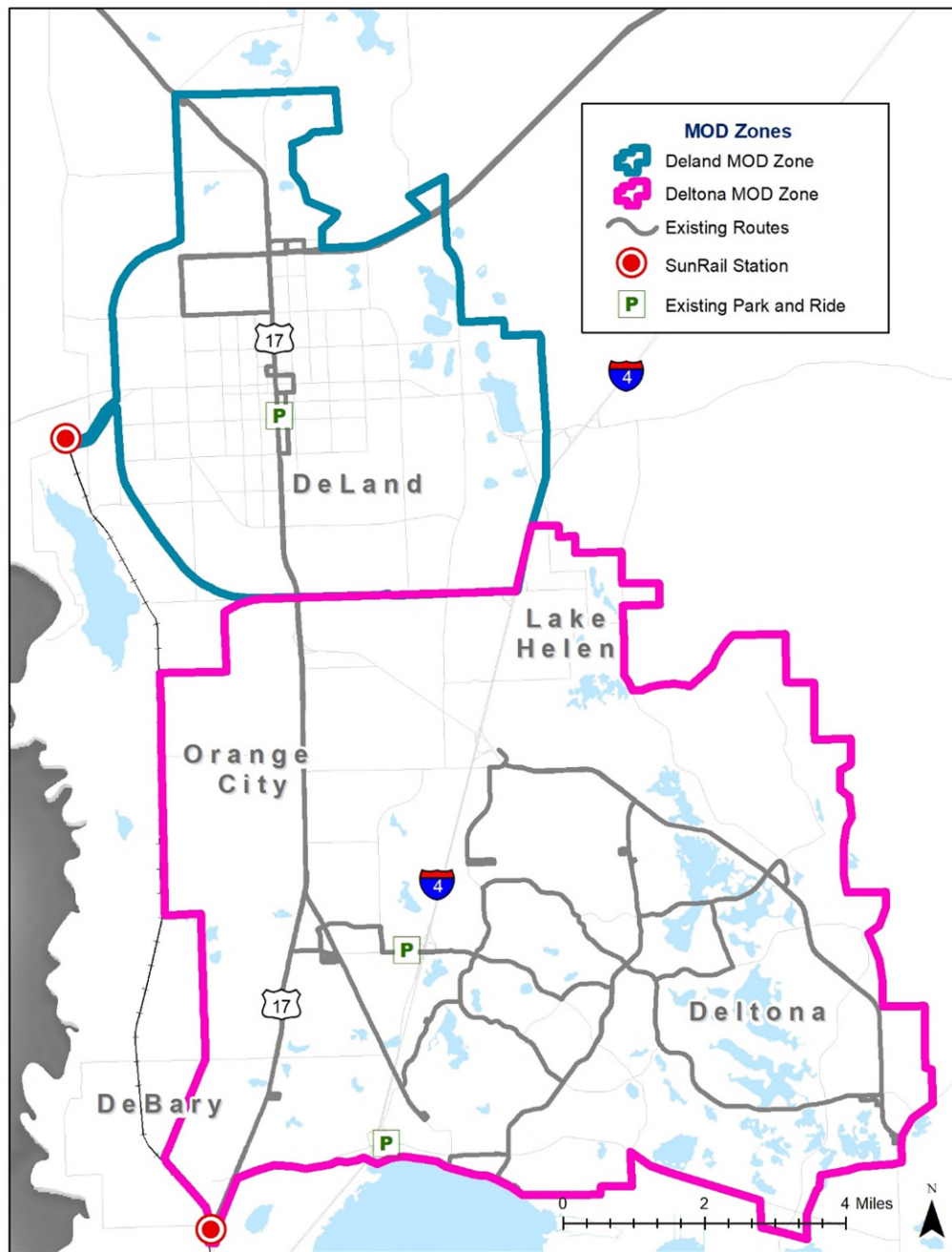


- Runs along major corridors throughout West Volusia, with three circulator routes in Deltona.
- Three feeder routes to the DeBary SunRail Station
- Service is generally Mon-Sat, 5:30a-8p
- Every 30-120 min frequency
- Fare: \$1.75

Current Service Options in West Volusia: Paratransit



- Service for ADA & Transportation Disadvantaged population
- Door-to-door service
- Hours mimic the Fixed-Route hours for ADA and 6a-7p for TD
- Trips must be scheduled at least the day prior to travel
- Fare: \$3.00



How does it Work?

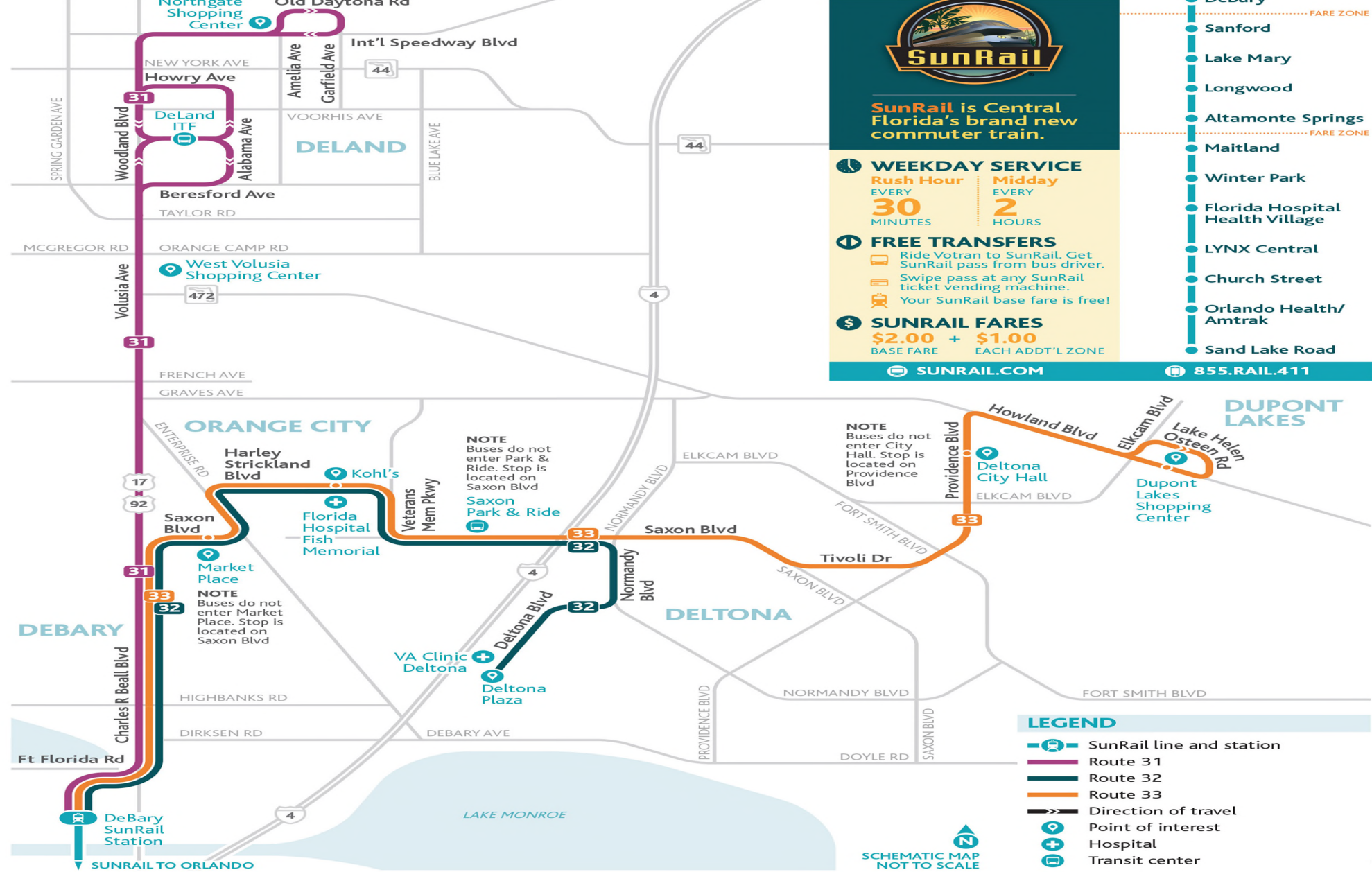
- Schedule trips via app, website, or phone call
- System routes a nearby vehicle to pickup the customer
- System is continually monitoring for ride requests and routing vehicle as efficiently as possible:
Riders may share the vehicle with other riders
- Requests can be fulfilled within 30 minutes



VoRide Implementation



- Launching Tuesday, December 5
- DeLand Zone first
- No route changes initially
- Deltona/Orange City/DeBary Zone to be implemented in near future
- Fares: \$2.00 w/ free transfer to/from Fixed Route system
- Service Hours: Mon.-Fri.: 6a-9p & Sat. 7a-7p



Future Plans

- The existing Votran Flex Zones in New Smyrna Beach may be transitioned to VoRide service.
- Additional areas on the Eastside are being considered.

Questions?

Thank you!



NEXT MEETING

DECEMBER 14, 2023, 2:00 PM

Lynx Central Station
Administration building



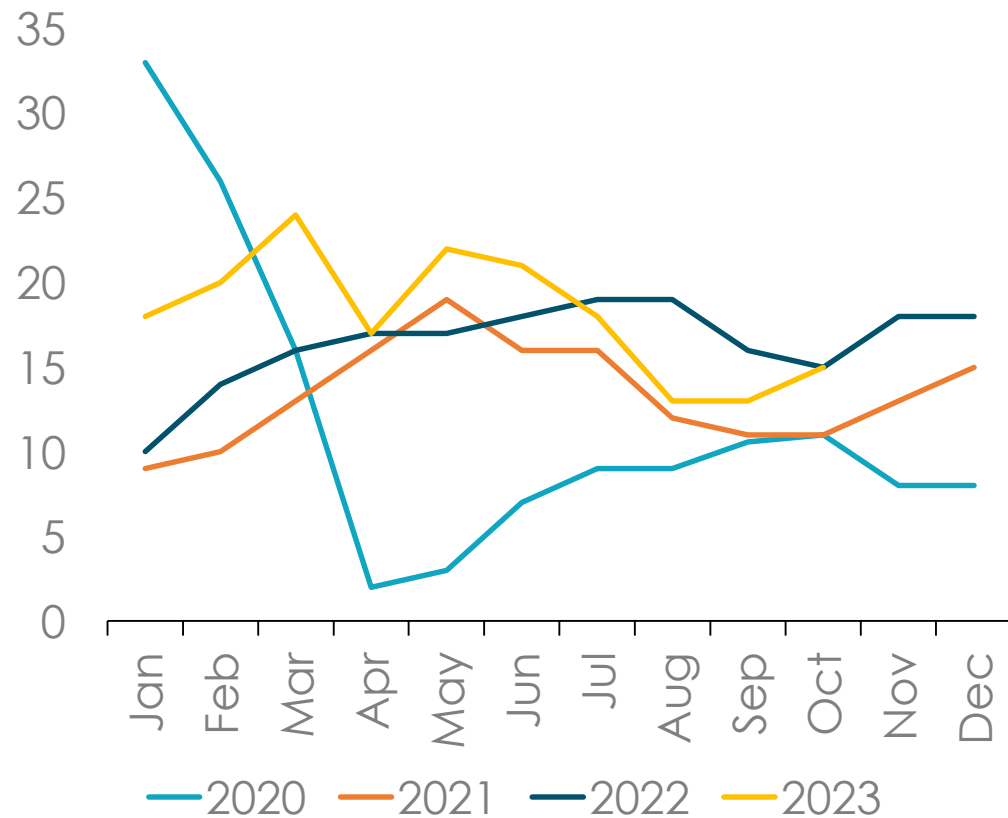
SUPPORTING CHARTS AND DATA



ONBOARD STATS

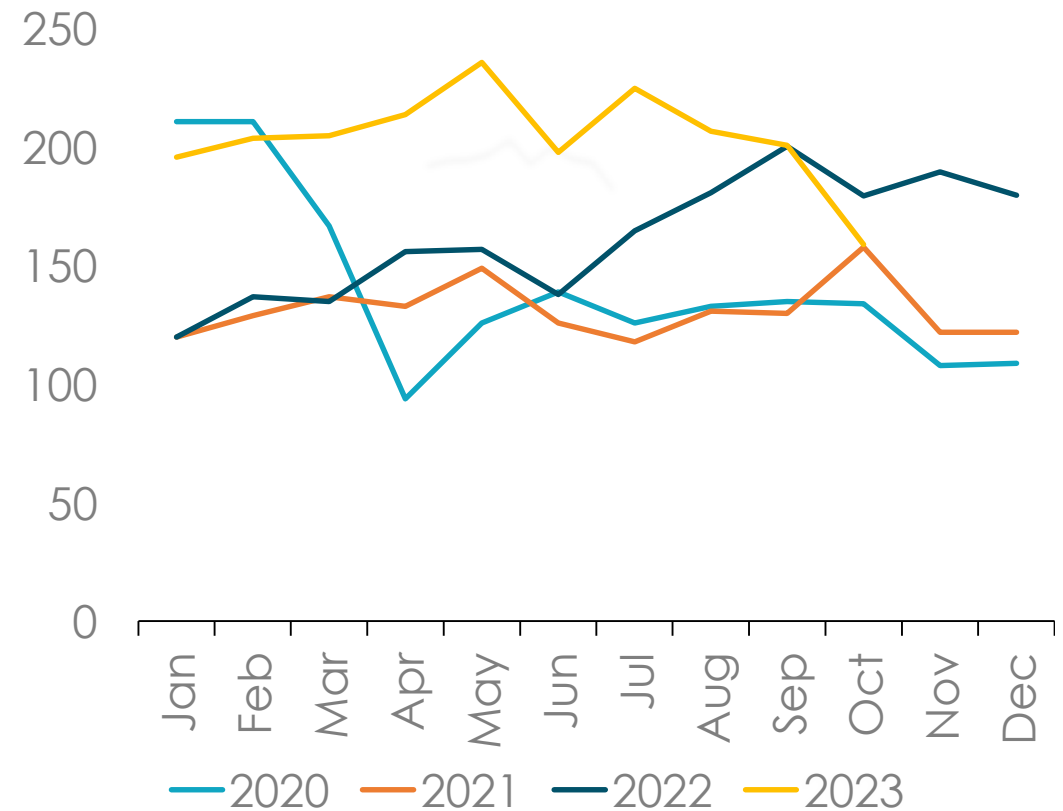
ADA

Sep-Oct '23 Average: 14



BICYCLE

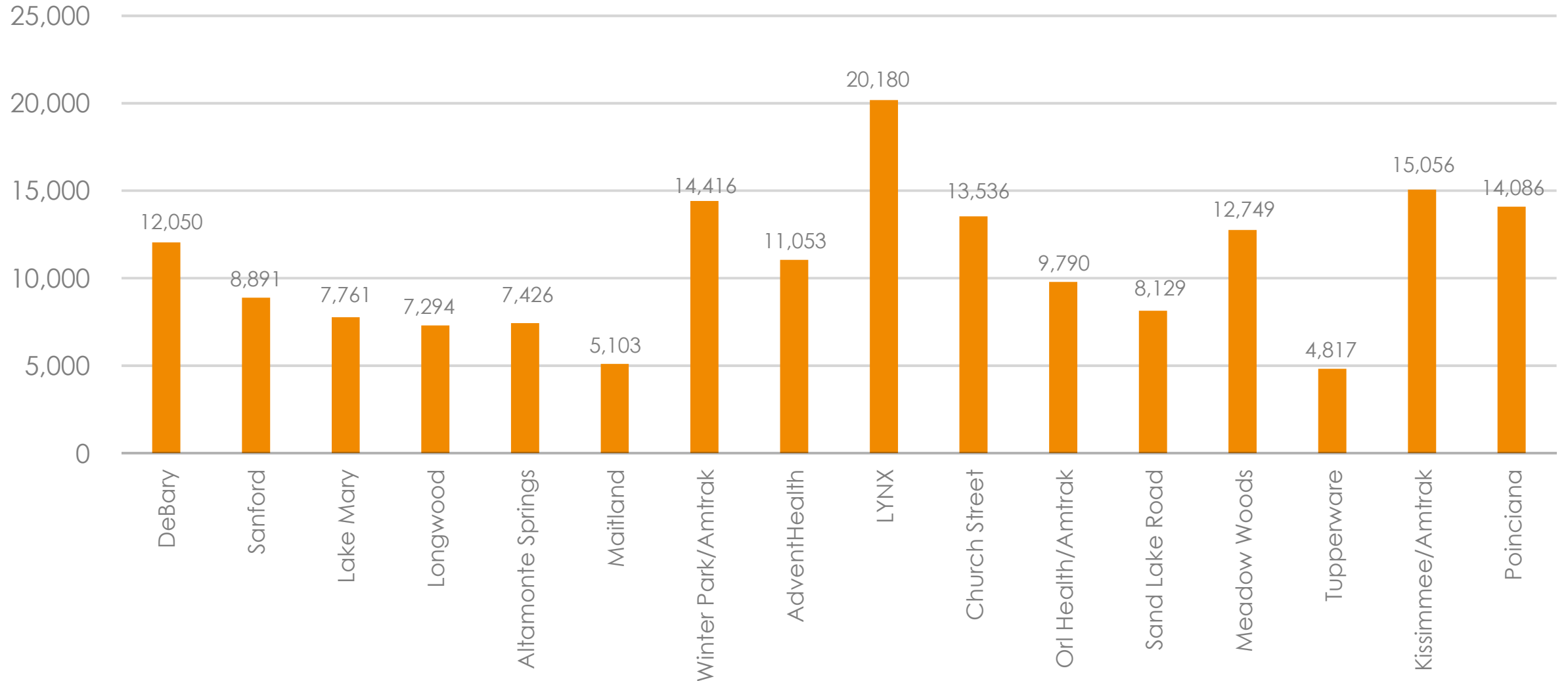
Sep-Oct '23 Average: 180





BOARDING BY STATION

RIDERSHIP SEP - OCT 2023

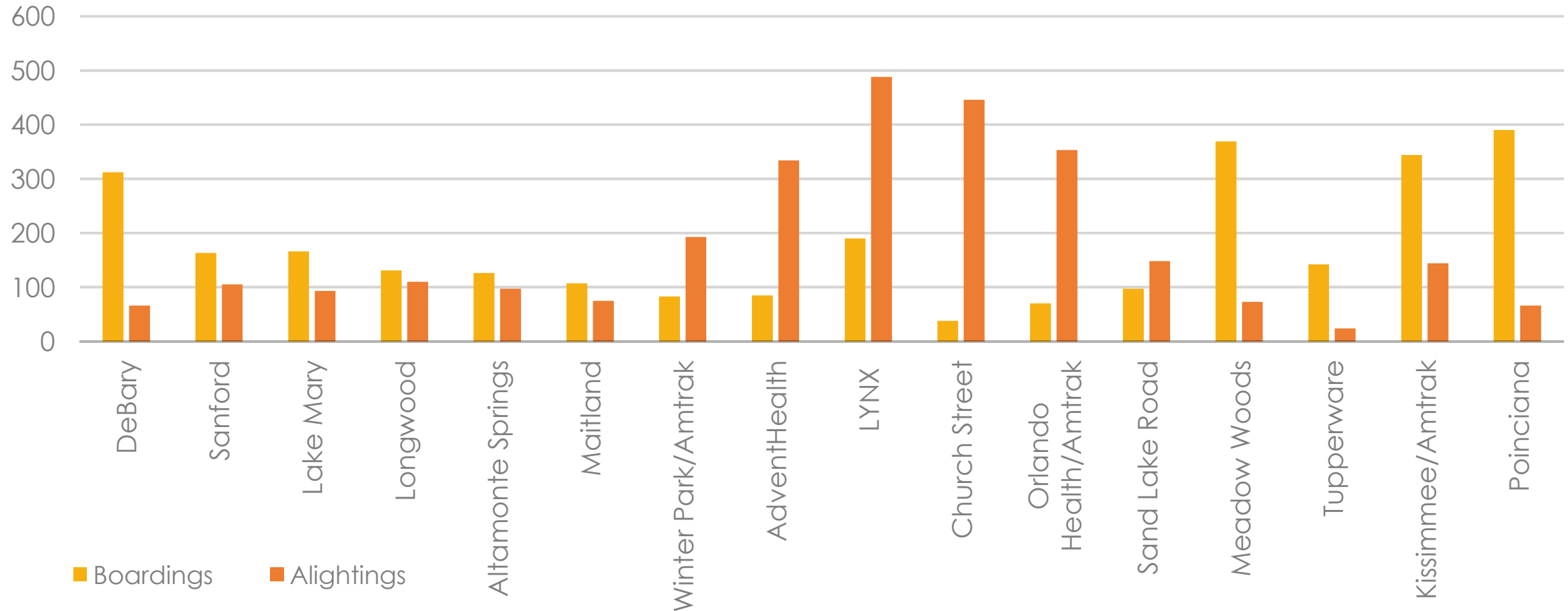




BOARDING & ALIGHTINGS

SEP - OCT 2023

AM PEAK
5:45AM - 8:45AM (NB FROM POINCIANA)

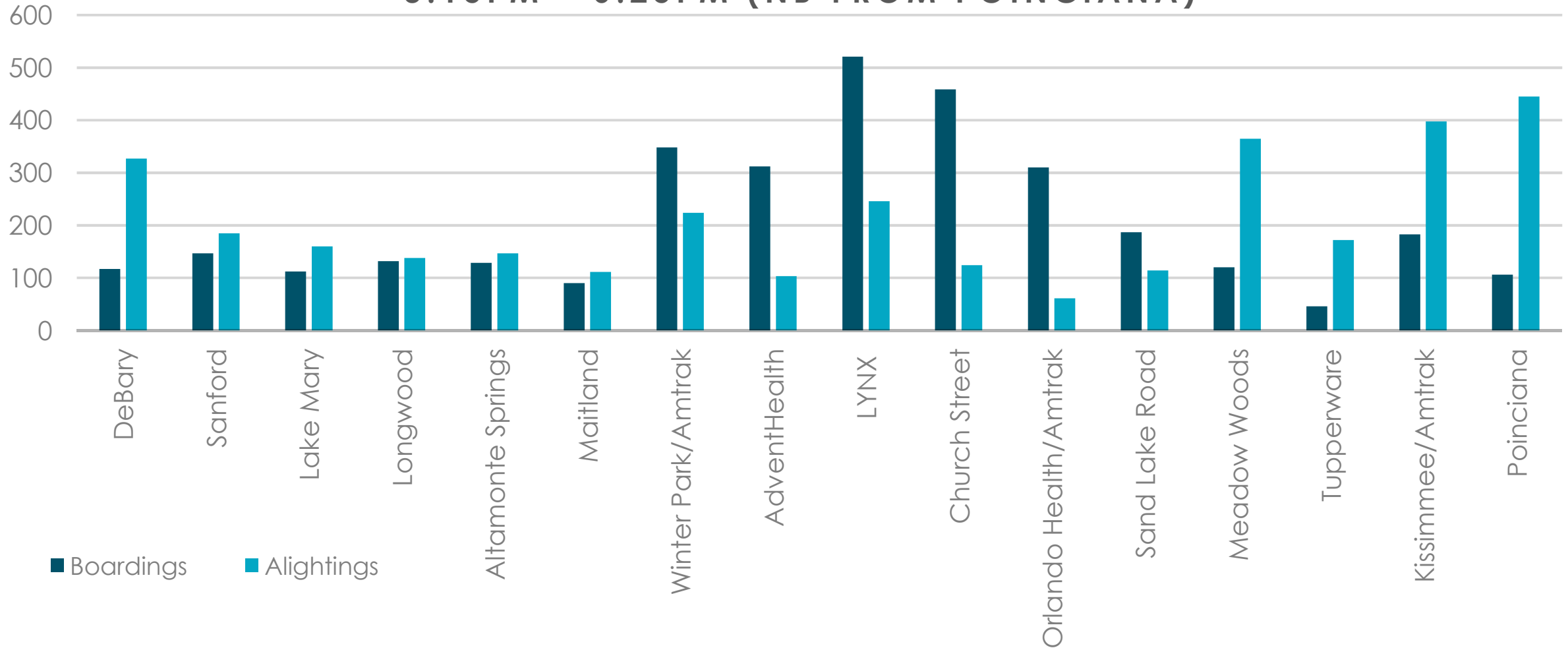




BOARDING & ALIGHTINGS

SEP - OCT 2023

PM PEAK
3:15PM – 6:25PM (NB FROM POINCIANA)

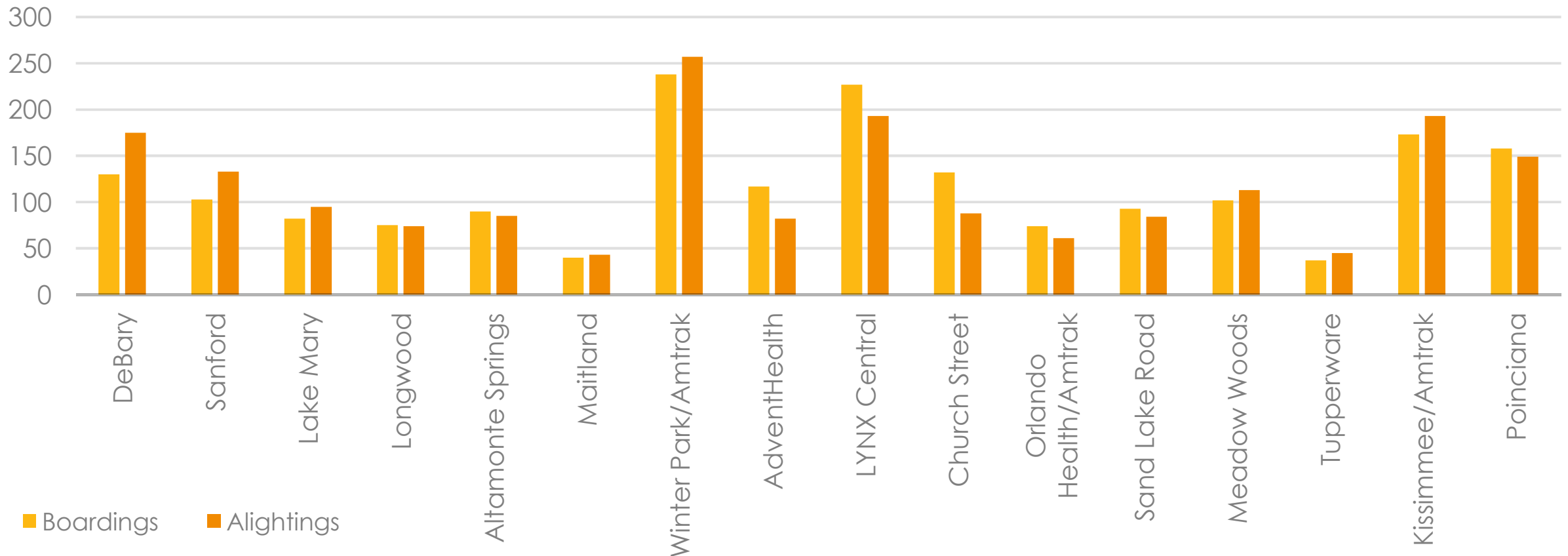




BOARDING & ALIGHTINGS

SEP - OCT 2023

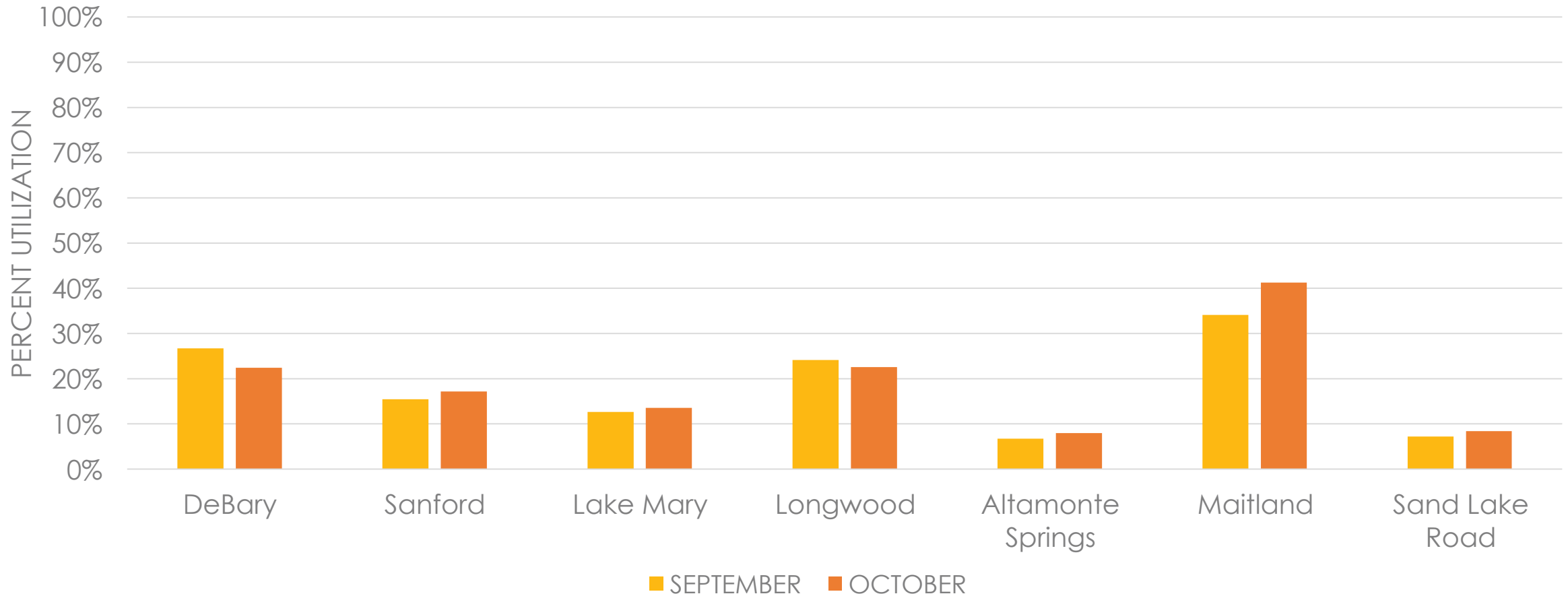
OFF PEAK
10:45AM - 2:45PM; 7:25PM - 9:55PM (NB FROM POINCIANA)





IOS STATION PARKING

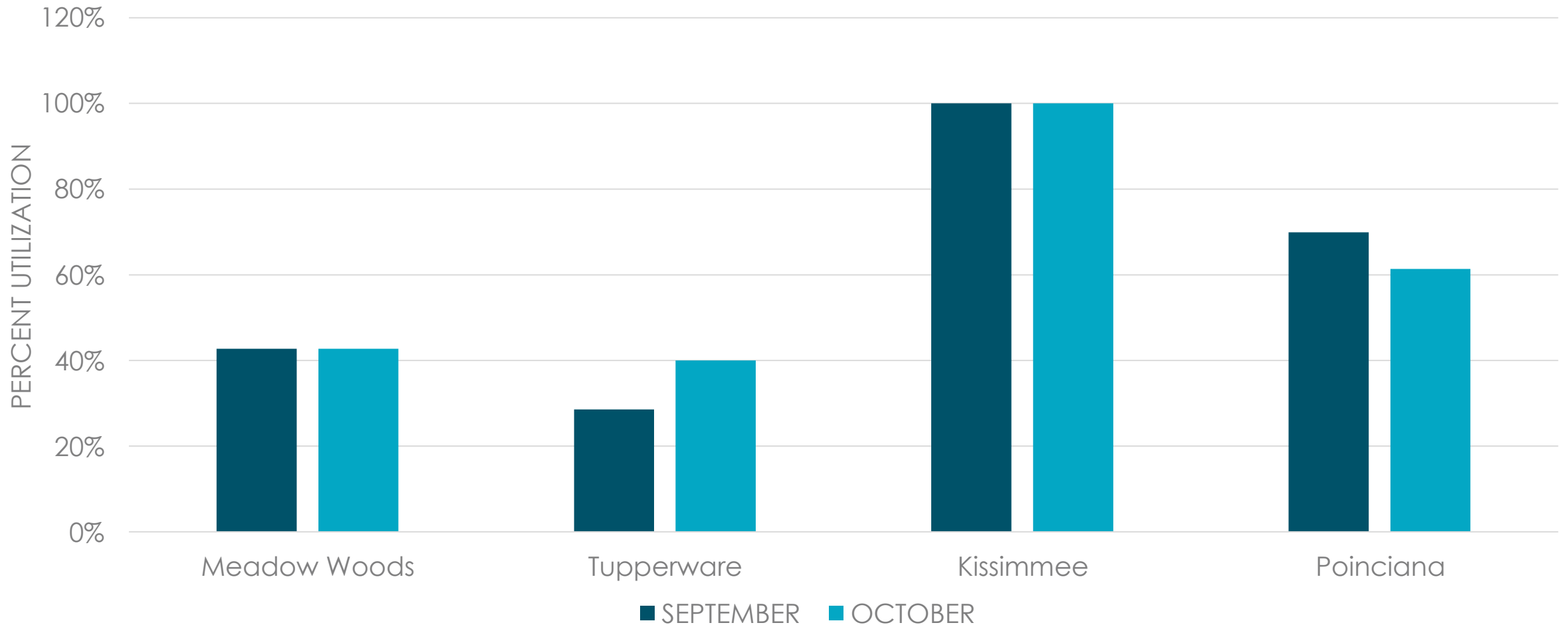
SEP - OCT 2023





SOUTHERN EXPANSION STATION PARKING

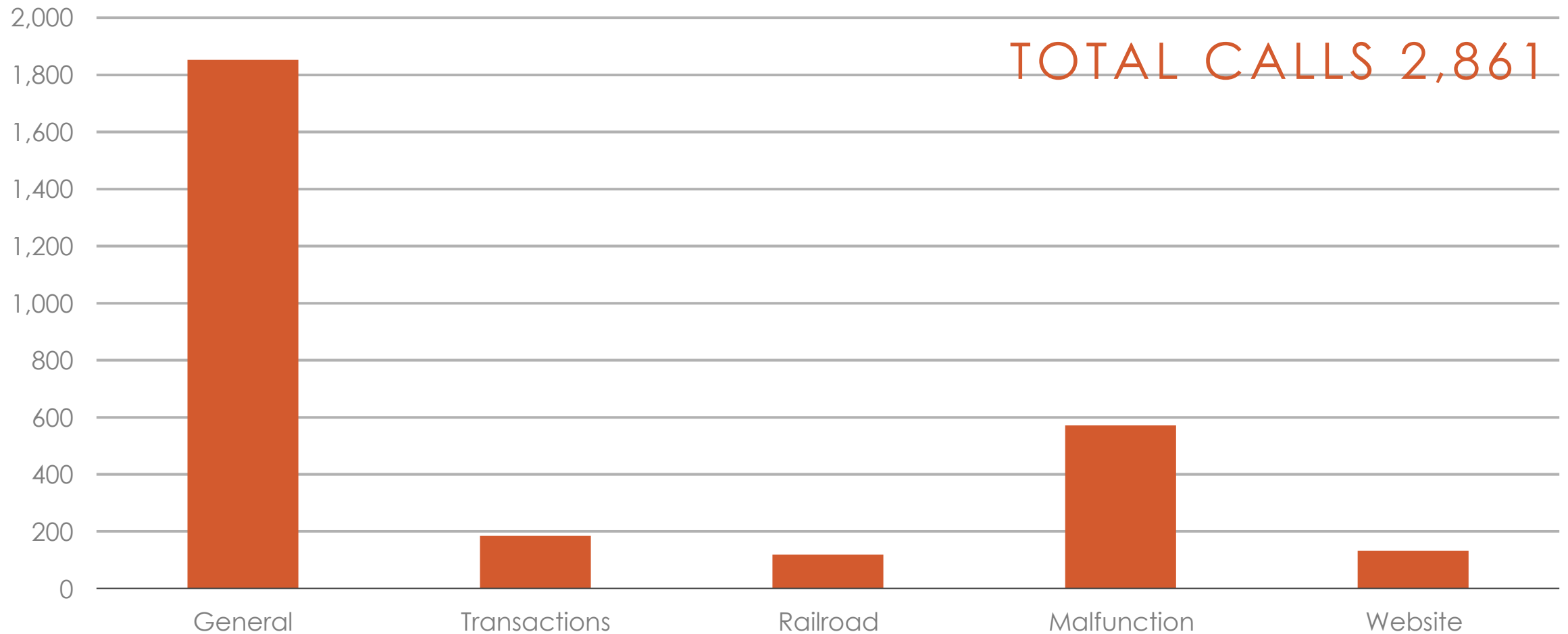
SEP - OCT 2023





CUSTOMER SERVICE CALLS

SEP - OCT 2023





TRAIN PERFORMANCE DETAIL

SEP - OCT 2023


TRAIN PERFORMANCE OVERVIEW		Trains	Percentage
On-Time		1,545	92.1%
Late		120	7.1%
Annulled		15	0.9%
Total Trains Operated		1,680	100.0%
PERFORMANCE DETAIL	Days	Trains	Percentage
Dispatching	7	9	0.5%
Efficiency Testing	1	1	0.1%
Maintenance of Way	20	34	2.0%
Mechanical	12	22	1.3%
Other	3	4	0.2%
Passengers	4	4	0.2%
Police Activity	13	18	1.1%
Signals & Components	11	16	1.0%
Train Interference	4	12	0.7%
Trespasser/Grade Crossing/Near Misses	5	15	0.9%
Total (Rounded)		135	8.0%

Note: Only categories with a value greater than zero are displayed and rounded to one decimal.



REVENUE INCIDENTS BY CITY/COUNTY

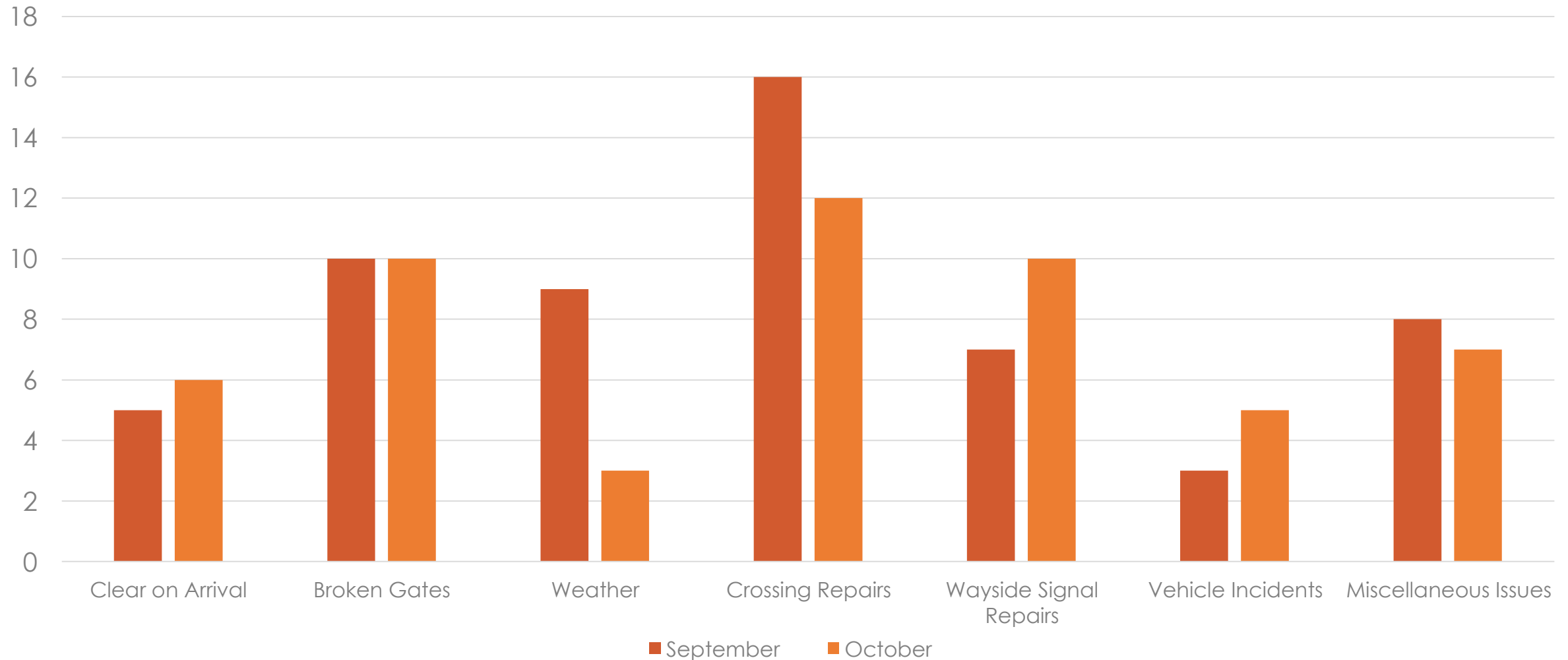
SEP - OCT 2023





CFRC SIGNAL SYSTEM INCIDENTS

SEP - OCT 2023





QUIET ZONES

JURISDICTION	STATUS
Edgewood	Quiet Zone Established
Orange County	Quiet Zone Established – Four-quadrant gates at Pine St & 4th St. Are in service As of Sept 17, 2023 – Taft-Vineland Rd started in Procurement
Maitland	Quiet Zone Established
Winter Park	Quiet Zone Established
Seminole County	Quiet Zone Established
City of Orlando	Quiet Zone Established
City of Kissimmee	Quiet Zone Established

FY 23/24 OPERATING BUDGET UPDATE



OPERATING COSTS, CAPITAL MAINTENANCE AND CONSULTANT SUPPORT
Alstom - Operations
Alstom - Maintenance
Alstom - Incentive/disincentive
Conduent - Hosting, Maintenance, Fare Media
Moovel Fare Collection O&M
Herzog - Signal maintenance of way
WiFi and APC O&M, Cellular for Comms
Fleet Management Witronix O&M
Green's Energy - Fuel
Gallagher - Insurance
Amtrak/Alstom - Heavy vehicle maintenance
Alstom/Herzog Misc Preventive Maintenance
Banking, Merchant, and Armored Car Services
Station and Onboard Security
PTC O&M
<i>OPERATING COSTS SUBTOTAL</i>

Feeder Bus Expenses
Capital Maintenance SOGR
Consultant Support

**TOTAL OPERATING COSTS, CAPITAL MAINTENANCE AND
CONSULTANT SUPPORT**

ANNUAL BUDGET
\$ 11,245,200
\$ 16,100,000
\$ 1,367,258
\$ 3,000,000
\$ 600,100
\$ 3,500,000
\$ 300,000
\$ 100,000
\$ 3,000,000
\$ 4,000,000
\$ 2,600,000
\$ 4,000,000
\$ 145,000
\$ 1,320,000
\$ 10,000,000
\$ 61,277,558

\$ 1,500,000
\$ 6,600,000
\$ 12,200,000

\$ 81,577,558

FISCAL 23/24 YTD OCTOBER 31, 2023	
BUDGET	ACTUAL
\$ 3,748,400	\$ 3,524,452
\$ 5,366,667	\$ 5,370,233
\$ 455,753	\$ 318,432
\$ 1,000,000	\$ 1,108,975
\$ 200,033	\$ -
\$ 1,166,667	\$ 1,211,457
\$ 100,000	\$ -
\$ 33,333	\$ -
\$ 1,000,000	\$ 924,707
\$ 1,333,333	\$ -
\$ 866,667	\$ 643,278
\$ 1,333,333	\$ 65,798
\$ 48,333	\$ 32,649
\$ 440,000	\$ 392,547
\$ 3,333,333	\$ 3,418,976
\$ 20,425,853	\$ 17,011,504

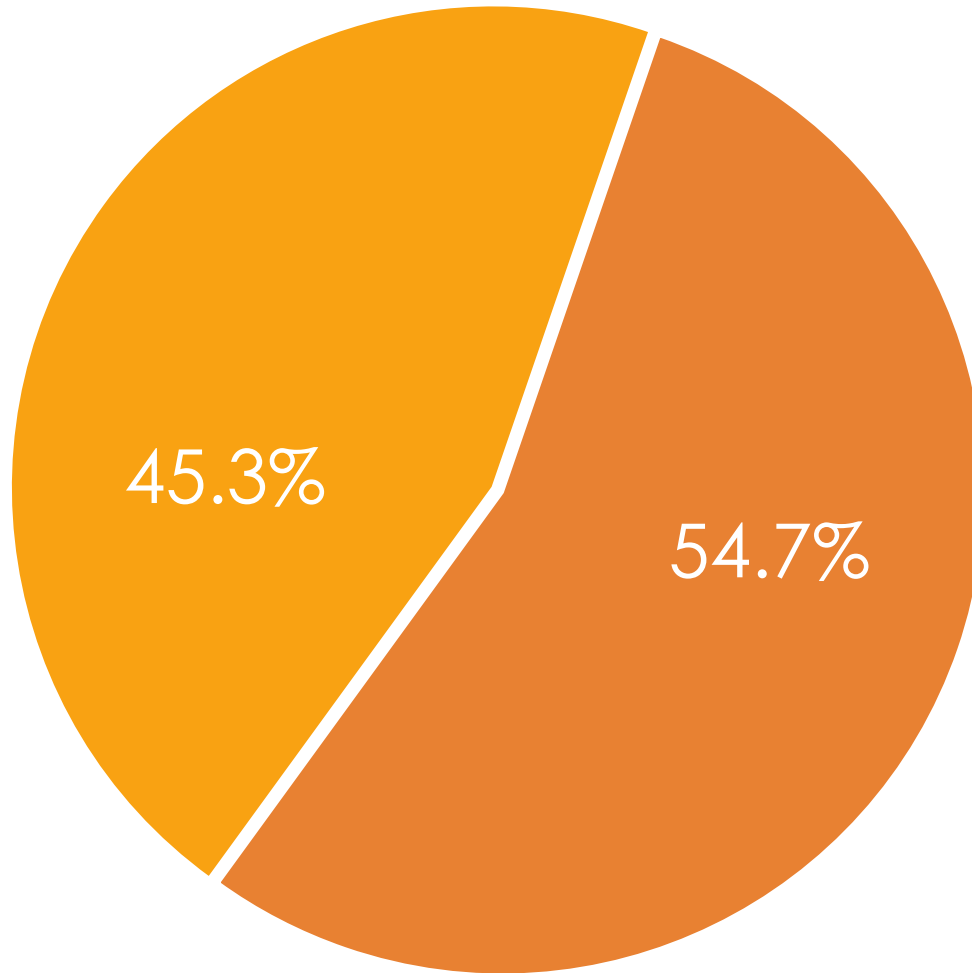
\$ 500,000	\$ 606,050
\$ 2,200,000	\$ 1,104,460
\$ 4,066,667	\$ 2,677,435

\$ 27,192,519 \$ 21,399,449

FY 23/24 OPERATING BUDGET UPDATE



OPERATING REVENUE	ANNUAL BUDGET	FISCAL 23/24 YTD OCTOBER 31, 2023	
		BUDGET	ACTUAL
Farebox revenue	\$ 2,205,000	\$ 735,000	\$ 711,350
CSX usage fees	\$ 3,525,648	\$ 1,175,216	\$ 875,441
Amtrak usage fees	\$ 988,769	\$ 329,590	\$ 293,349
FCEN usage fees	\$ 20,000	\$ 6,667	\$ 9,452
Right-of-way lease revenue	\$ 125,000	\$ 41,667	\$ 22,076
Ancillary revenue	\$ 298,553	\$ 99,518	\$ 121,855
<i>Subtotal - System revenue</i>	<i>\$ 7,162,970</i>	<i>\$ 2,387,657</i>	<i>\$ 2,033,523</i>
FTA §5307 - Urbanized Area Grant Funds	\$ 27,026,355	\$ 27,026,355	\$ 27,026,355
TOTAL OPERATING REVENUE	\$ 34,189,325	\$ 29,414,012	\$ 29,059,878



■ Maintenance ■ Improvements

■ Maintenance

Non-recurring corrective or preventive maintenance or in-kind replacement

■ Improvements

Extend the useful life, increase the value or add new uses

