



# TECHNICAL ADVISORY COMMITTEE

APRIL 10, 2024





# Central Florida Commuter Rail Commission

## Technical Advisory Committee

---

**Date:** April 10, 2024  
**Time:** 2:00 p.m.  
**Location:** LYNX Central Station  
2<sup>nd</sup> Floor Open Space Room  
455 North Garland Avenue  
Orlando, Florida 32801

---

***PLEASE SILENCE CELL PHONES***

---

- I. Welcome**
  - II. Call to Order and Pledge of Allegiance**
  - III. Confirmation of Quorum**
  - IV. Chair's Remarks**
  - V. Action Items**
    - a. January 10, 2023, Meeting Minutes Approval
  - VI. Public Comments**
  - VII. Discussion Items**
    - a. Agency Update – David Cooke, Rail Administration Manager
    - b. Title VI Update
    - c. Bus Connectivity
      - i. LYNX – Bruce Detweiler
      - ii. Votran – Bobbie King
-



# Central Florida Commuter Rail Commission

## Technical Advisory Committee

---

### **VIII. Transition Update**

- a. Update - Tawny Olore

### **IX. Sunshine Corridor Update**

- a. Project Update – Brian Stanger

### **X. Elections**

### **XI. Committee Member Comments**

### **IX. Next Meeting - Proposed**

- a. Next Meeting – July 10, 2024 at 2:00 p.m. LYNX Open Space Room

### **XII. Adjournment**

*Public participation is solicited without regard to race, color, national origin, age, sex, religion, disability or family status. Persons who require accommodations under the Americans with Disabilities Act or persons who require translation services (free of charge) should contact Roger Masten, FDOT/SunRail Title VI Coordinator 801 SunRail Dr. Sanford, FL 32771, or by phone at 321-257-7161, or by email at [roger.masten@dot.state.fl.us](mailto:roger.masten@dot.state.fl.us) at least three business days prior to the event.*

# Technical Advisory Committee Meeting

January 10, 2024  
2:00 pm

LYNX Central Station

## Attendees

Brett Blackadar, Orange County Alyssa Eide, Maitland Keith Moore, Winter Park Crissy Martin, Orlando Bill Wharton, Seminole County Jim Resta, Altamonte Springs Christopher Carson, Lake Mary Shad Smith, Longwood Miten Patel, Sanford Joseph Barker, DeBary Tawny Olore, Osceola County Sarah Larsen, Metroplan Orlando	Brian Stanger, FDOT David Cooke, FDOT Michael Carman, SunRail Sandra Gutierrez, SunRail Kim Hymes, SunRail Kristalyn Stewart, Evolve Regina Cargill, Evolve Mark Calvert, Evolve Bobbie King, Volusia County Bruce Detweiler, LYNX
--	---

## Minutes

**The meeting was called to order by Chair Tawny Olore at 2:01 p.m.**

### **Pledge of Allegiance**

### **Quorum was met**

### **Announcements**

- Mr. Brett Blackadar was welcomed to the Technical Advisory Committee by Tawny Olore. Mr. Blackadar of Orange County replaces Mr. Renzo Nastasi who recently retired.

### **Action Item:**

- Motion for approval made by Christopher Carson and a second by Miten Patel to approve the October 10, 2023, meeting minutes which were approved unanimously.

### **Public Comment:**

- No public comments.

### **Agency Update:**

**Presenter:** David Cooke

- 1 Million Riders –
  - December 7, 2023 – SunRail reached over 1 million in ridership. First time in a calendar year SunRail reached this number. Significant increase from previous year.
- Jingle Rail – Multi-city partnership for the holiday season promoted taking the train to events along the corridor during December.
  - Boosted ridership daily.
  - Promoted different stops along the corridor with holiday themed attractions, food, and fun.
  - Ambassadors and conductors handed out Jingle Rail stickers to kids and adults.
- Special Service Success – Orlando Downtown Development Board sponsored two special services



- in December: (1) Saturday, December 23<sup>rd</sup> and (2) Thursday, December 28<sup>th</sup> for the Pop-Tarts Bowl.
  - o Strong turnout with over 7,000 in ridership.
  - o Top destination stations were Church Street and Winter Park.
- Boo! On Broadway Success! – SunRail joined Kissimmee Main Street for the event on Friday, October 27<sup>th</sup>.
  - o Kissimmee “Station 51” was decorated with a fun alien theme.
  - o Over 1,000 families rode SunRail to and from the event.
  - o Over 3,000 kids visited SunRail’s booth where they received candy, safety information, and a special “Station 51” sticker.
  - o Additional 9:00 p.m. northbound train service was sponsored by Nature’s Table.
  - o Cross promoted with FDOT’s Mobility Week.
- Mobility Week 2023 – October 27<sup>th</sup> to November 3<sup>rd</sup> - Statewide cooperative effort by the FDOT and its partner agencies to promote awareness of safe, multimodal transportation choices.
  - o October 31<sup>st</sup> – Votran Rider Appreciation at DeBary Station
  - o November 2<sup>nd</sup> – Try It Thursday success boosted ridership with over 600 additional riders.
    - Free service all day in collaboration with LYNX.
    - Safety Fair held at LYNX Station.
- Average Daily Ridership
  - o October through December Average – 4,442.
  - o Big improvement coming into the holidays.
- On-Time Performance Average 91.7% October – December 2023
  - o October – December 2023
 

Goal = 95%	Actual = 91.7.2%	Contract = 98.8%
------------	------------------	------------------
  - o Above Average
 

On-Time 36 Days	63 Operating Days	Ran 2,520 Trains
-----------------	-------------------	------------------
- PTC Success
  - o 2023 PTC Active Operating Percentage
 

SunRail	CSX	Amtrak
99.9%	99.8%	99.9%
- 2023/2024 Operating Budget - Operating Costs, Capital Maintenance, and Consultant Support
  - o Budget and Actual spent figures shown in a table.
  - o Total expenses a little less than budget at \$37,056,028 (through December; half the fiscal year).
  - o Total Annual Operating Budget is \$81,577,558.
- 2023/2024 Operating Budget – Operating Revenue
  - o Total Operating Revenue is estimated at \$34,189,325.
  - o Total Actual Revenue is slightly above budget at \$34,814,624.
- **Tawny Olore:** It is great to see the ridership had a significant jump from 2023 to 2024. Remarking on the supporting material, a lot of ridership is coming up from the south; three of the four stations in the south are now showing higher than the DeBary station. It is interesting to see how the ridership pattern is shifting.

**LYNX Bus Connectivity**

**Presenter:** Bruce Detweiler

- Fixed-Route Average Daily Boardings & Alighting by SunRail Station Area
  - October ridership compared to last year is up 12%, and November ridership compared to last year is up 16%; overall for fiscal year so far, seeing an increase of about 7%
- Feeder Bus Route Analysis (Phase 2 South Routes)
  - October – increases both in fixed route and Neighbor Link.
  - November – increases in fixed route service and decrease in Neighbor Link when compared to the previous year.
  - New reporting category at the bottom, last year there were some service adjustments that were implemented, as a result, we will be adding a ridership comparison to track the improvements moving forward.
- Sand Lake SunRail Station to Airport - Average Daily Ridership
  - Using July 2023, as the base number (the month before making the service adjustments), for November – 52% increase in ridership.
- **Tawny Olore:** Do you know or have any idea why those Neighbor Links have such a significant decrease from last year? **Bruce Detweiler:** The 604 has been seeing a decrease quite a lot; it’s a small route that operates only during peak hours. So, I don’t really know what the decrease is. I know we have switched over from using double map as our ridership tool to using the actual fare box once we took over Neighbor Link, so that may contribute to it.

**Votran Bus Connectivity**

**Presenter:** Bobbie King

- Average numbers right around 30. It doesn’t fluctuate much from that from month to month.
- **Tawny Olore:** You gave such a great presentation to the CFCRC Board, would you mind giving the Technical Advisory Committee a summary of your future plans? **Bobbie King:** I would love to give you an update because we have been in business for a month now with our new VoRide service. It is mobility on demand. Right now, it is just in the DeLand area. Another zone in the southwest Volusia County area (Deltona, DeBary, Orange City) will be incorporated in a couple of months. The DeLand area started on December 5, 2023, and it is technically a “dial a ride” using an app. It picks you up from your location and drops you off if it is in the DeLand area. It is operated by Via, a contractor for us. It’s a turnkey service where they provide the vehicles, drivers, and software. The cost is \$2.00 a ride one-way. We have seen a significant increase in ridership on that program in the last couple of weeks. The first day was 12 riders, and now we are up to 175 riders per day in just one month. It’s running very smoothly, we have had excellent feedback from our riders, and we have had no hiccups. We are excited about the program, and in about two months we are going to move the program into the next zone.
- **Tawny Olore:** It’s not like a small van? **Bobbie King:** Yes, it is a passenger van. Fits about six to seven people. We do have a few ADA accessible vehicles as well. They are a little bit larger and have a lift. If you are an ADA needs individual, that will be the vehicle that picks you up. Everything has been fast, very efficient, and operating smoothly.
- **Crissy Martin:** Do you own it or are you contracting with someone? We have heard about this and looked at it at the City of Orlando. **Bobbie King:** Our model is we contract with Via. It’s a nationwide transportation contractor that performs this service. They came highly recommended and were our top pick from the RFP, and we have been very happy with them.
- **Tawny Olore:** Maybe we can get you to come back at our next CFCRC meeting because you gave the presentation, and it hadn’t started. Now it is operational. **Bobbie King:** Yes, I would love to come back in the next few months. I can show you how we are going to incorporate the next zone which impacts our SunRail service for DeBary. This current zone will cover the SunRail service for DeLand when it opens. Of course, we don’t need that right now. The next

zone will take a lot of what is currently operated on our feeder buses. More than likely we anticipate that our customers will transition to this service instead.

- **Christopher Carson:** What are the hours of operation, and are the vehicles owned by Via as well? **Bobbie King:** Yes, everything is owned by Via. The hours of operation are the same as our operations on the west side of the county, which is Monday through Friday 6:00 a.m. to 9:00 p.m. and Saturday from 7:00 a.m. to 7:00 p.m. Nothing is available on Sunday.
- **Brett Blackadar:** Referring back to the cost per trip, would you be willing to share that information, I think it would be interesting to take a closer look at the cost per trip. We talked to Via when I was at Altamonte Springs previously. **Bobbie King:** I would be happy to provide all that information.

<b>SunRail Transition Update</b>	<b>Presenter:</b> Tawny Olore
<ul style="list-style-type: none"> <li>• We have been working hard and meeting weekly with the five funding partner’s representatives and we discovered there is so much to get done for transition.</li> <li>• We took a step back and presented a concept to the CFCRC as well as FDOT, where we would actually phase transition. Instead of phasing all of transition – all the financial components, and all of the operations and contract components – we would actually have two different phases.</li> <li>• At the first phase of transition all the financial components and the contracts would be novated or assigned to the CFCRC. So that the local funding partners would start paying for the system and start having responsibility for those contracts. However, the staff would remain in place. So FDOT would still be the agency operating the system for up to a three-year period.</li> <li>• We can spend this year getting ready for that financial transition. Once Phase 1 takes place (date has not been finalized, it is anticipated by the end of this calendar year), we would then turn our attention to Phase 2 which would be to get a term sheet in place with LYNX to become the actual operator of the system. The term sheet would be finalized, and then we would work on a contract.</li> <li>• That phase out of the operational staffing of the agency of FDOT would occur for up to three years. We think we can do it quicker, but we have given ourselves time to make sure that can happen.</li> <li>• These steps were presented to the CFCRC in their October 2023 meeting. FDOT has agreed to that plan. Secretary John Tyler commented that he felt like was the best course of action. We immediately started working on an Operations Phasing Agreement which we are working on right now. That Operations Phasing Agreement would go to each of our commissions and councils. That is anticipated to occur the first quarter of 2024, and then would go to the CFCRC for ratification. The CFCRC has agreed to that as well, so staff is currently working on getting the draft Operations Phasing Agreement to everyone within the next week. Next, we would start getting that to the individual commissions. There are a few negotiating items we have outstanding with FDOT, namely the exact date. Some things with CSX we must finalize. There is a handful of items to be finalized. The course of action is in play, so we are well on our way. So, 2024 is going to be a big year for us. We need to open a bank account, get the Commission ready to take over, get the contracts ready to be novated/signed, and everything transitioned.</li> <li>• This group will be very busy, and we will keep everyone involved. In accordance with the Interlocal Agreements, all these budgeting items come to this committee first and then to the CFCRC. We will be looking forward to doing all that. I think it was a significant move and agreement by the November meeting of the CFCRC.</li> </ul>	

**Sunshine Corridor Update**

**Presenter:** Brian Stanger

- Transit Concept and Alternatives Review (TCAR) Study
  - Process and Project Recap
    - There are five phases: Planning, Project Development and Environment, Design, Right of Way and Construction. In our FDOT process, we are currently right before the Project Development and Environment phase.
  - Study Components
    - Purpose, Need and Background
      - The Sunshine Corridor provides a premium transportation option to improve mobility, connectivity, and accessibility to major employment centers while stimulating economic development opportunities to support adjacent communities and the rapidly growing Central Florida region.
    - Public and Stakeholder Engagement
      - Had a robust public and stakeholder engagement plan.
        - 330+ people engaged in the Sunshine Corridor Project (includes tech and policy meetings, steering committee meetings).
        - To date, we’ve had 42 comment forms received, 82 online comments, 185 public meeting participants, and 122 public survey respondents.
      - Public Open House Overview
        - Held 3 open houses in December.
          - Taft Community Center – 53 Attendees / 14 Surveys / 13 Comment Forms
          - Holiday Inn & Suites – 36 Attendees and 68 Virtual Attendees / 20 Surveys / 22 Comment Forms
          - Delta Hotels by Marriott – 28 Attendees / 8 Surveys / 7 Comment Forms
        - Survey Results – 122 surveys
          - 90% of respondents were familiar with the Sunshine Corridor Study.
          - Familiarity with SunRail:
            - 43% are familiar with SunRail but have never used it.
            - 43% are familiar with SunRail and have used SunRail on occasion.
            - 11.5% are regular SunRail customers.
          - 50% of the respondents have ridden SunRail, use it primarily for traveling to/from entertainment venues.
          - 98% of survey respondents support the expansion of SunRail.
          - Expansion to which locations:
            - Orlando International Airport / 104 responses / 90.43%
            - Orange County Convention Center / 94 responses / 81.74%
            - South International Drive / 82 responses / 71.30%
            - Disney Springs / 90 responses / 78.26%
            - Other (please specify) / 32 responses / 27.83%
          - Central Florida Roads Online/Email Comments Summary
            - 82 comments received / 69 in support / 8 had questions / 5 had suggestions.
            - Overall, comments were supportive of the use and expansion of rail.
            - Most comments were specifically supportive of rail expansion to Orange County Convention Center/International Drive/Universal with a general preference to a Route 528 alignment, avoiding Hunter’s

Creek Community and other residential developments.

- Many viewed the corridor and proposed stops would greatly benefit tourists and the local workforce, as well as promote development and benefit the economy.
- Some expressed they would like expanded hours/days of service and additional stops in residential locations for increased use and access.

▪ Alternative Evaluation Update

- Enhanced Local Bus
- Bus Rapid Transit (BRT)
- Commuter Rail (SunRail)
- Trackless Tram – New technology; optic reader that runs on the yellow skip line.
- Ranked from Achieves to Does Not Achieve
- Evaluation Factors:
  - Travel Markets/Ridership
  - Operations
  - Infrastructure/Safety
  - Mobility/Connectivity/Equity
  - Land Use/Economic Development
  - Community/Environment
  - Cost

▪ Ridership Comparison – Commuter Rail Alternative

- Proposed Operational Concept has remained the same. The transfer station on the mainline has been added.
- Alternative 3A – Direct Shuttle to Orlando International Airport (OIA).
- Alternative 3B – Orange County Convention Center to OIA; shows east-west expansion from OIA to the convention center.
- Alternative 3BT – Orange County Convention Center to OIA with Transfer Station at Existing SunRail north-south line. Direct shuttles removed. Everything transfers to the mainline at the east-west.
- Alternative 3C – South I-Drive to OIA.
- Alternative 3D – Disney Springs to OIA.

▪ Next Steps

- Complete Alternative Evaluation
  - Refine Ridership Estimates
  - Complete Cost Estimates
  - Complete Assessment of Other Factors
- Public Comment Follow Up
- Finalize TCAR Study Final Report
- Present Results to the CFCRC
  - Direction moving forward to potential next phase.

- **Tawny Olore:** What speed does the Trackless Tram get up to in mph? **Brian Stanger:** Not sure but I could find out. Secretary Tyler saw this alternative and requested we investigate it. It has its own lane, so it is like a bus rapid transit. Whatever is on the ground, it reads the optic.
- **Tawny Olore:** Is it autonomous too? **Brian Stanger:** Yes, it is autonomous in China.




- **Christopher Carson:** Do you have a timeline of the study when you expect it to be complete?  
**Brian Stanger:** Next month.
- **Tawny Olore:** Thank you for keeping us updated on this; it is a hot topic in the community in terms of getting to the airport and the convention center. Hopefully, we can move forward with something.

**Committee Member Comments**

- No committee member comments.

Next meeting is scheduled for April 10, 2024, at 2:00 p.m., Lynx Central Station, Administration Building, Open Space Room

**Meeting adjourned 2:28 p.m.**



# PLEDGE OF ALLEGIANCE

## (Please Stand)

I pledge allegiance to the Flag of the United States of America, and to the Republic for which it stands, one Nation under God, indivisible, with liberty and justice for all.



# TITLE VI

This meeting, project, or study is being conducted without regard to race, color, national origin, age, sex, religion, disability or family status. Persons wishing to express their concerns relative to FDOT compliance with Title VI may do so by contacting:

Esta reunión, proyecto o estudio se lleva a cabo sin distinción de raza, color, origen nacional, edad, sexo, religión, discapacidad o estado familiar. Las personas que deseen expresar sus inquietudes relativas al cumplimiento del Título VI por parte del FDOT pueden hacerlo comunicándose con:

Reyinyon, pwojè, oswa etid sa a ap fèt san konsiderasyon ras, koulè, orijin nasyonal, laj, sèks, relijyon, andikap oswa sitiyaasyon fanmi an. Moun ki vle eksprime enkyetid yo konsènan konfòmite FDOT ak Tit VI ka fè sa lè yo kontakte:

## **ROGER MASTEN**

SunRail Title VI Coordinator

801 SunRail Drive

Sanford, Florida 32771

[Roger.Masten@dot.state.fl.us](mailto:Roger.Masten@dot.state.fl.us)

## **STEFAN KULAKOWSKI**

State Title VI Coordinator

605 Suwannee Street, MS65

Tallahassee, Florida 32399

[Stefan.Kulakowski@dot.state.fl.us](mailto:Stefan.Kulakowski@dot.state.fl.us)



WELCOME





# CHAIR'S REPORT

TAWNY OLORE, P.E.





# APPROVAL

ADOPTION OF JANUARY 10, 2024, MEETING MINUTES





# PUBLIC COMMENTS





# AGENCY UPDATE

DAVID COOKE

CFRC/SUNRAIL Rail Administration Manager

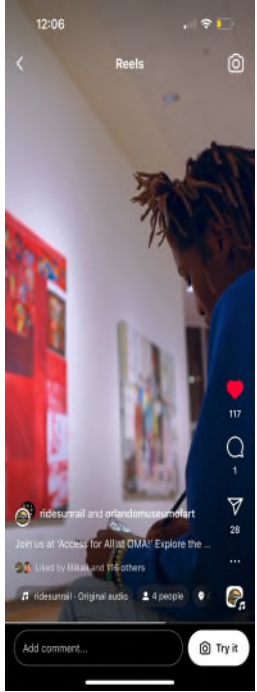






# ORLANDO MUSEUM OF ART: ACCESS FOR ALL

SunRail and the Orlando Museum of Art have partnered to promote 'Access for All' – a day of free museum admission every third Thursday of the month through 2024.

- This event features live entertainment and a different theme every month.
- The goal is to encourage the SunRail riders and families to experience culture, exhibits, and creativity at the museum.






# SPRING INTO MARCH

March was an incredible month for seasonal events and destinations along the corridor.

- More than 30 events and destinations near stations
- Choo Choo to Zoo back by popular demand March 15 – March 22, with over 800 riders
- Spring Breaks spanned three weeks for Orange, Osceola, Seminole, and Volusia counties







**NORTHERN  
EXPANSION**



# ON-TIME PERFORMANCE AVERAGE

January - February 2024

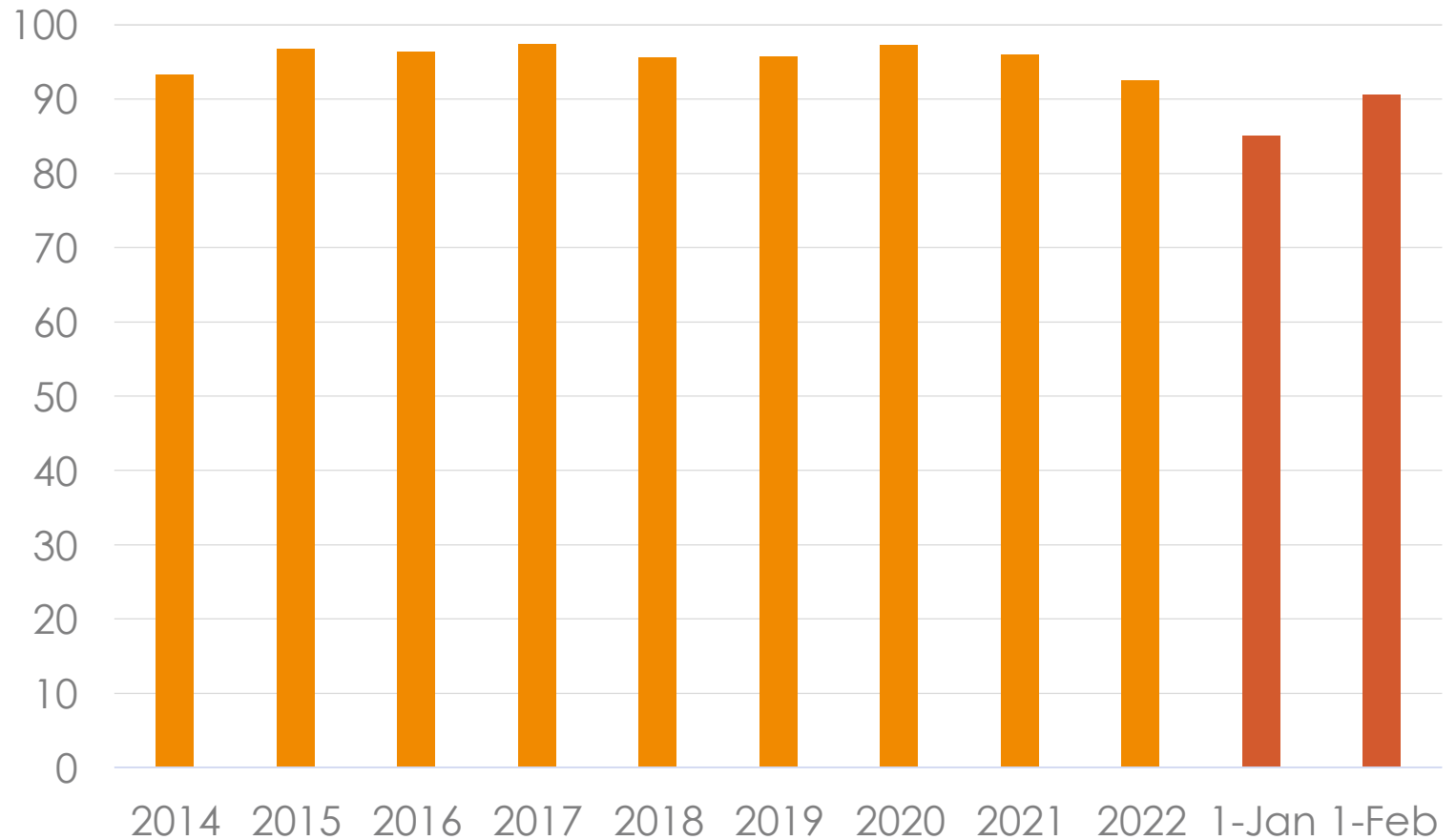
Goal = 95%

Actual = 87.92%

Contract = 99.02%

## ABOVE AVERAGE

- On-Time 14 Days
- 43 Operating Days
- Ran 1,720 Trains



# FY 23/24 OPERATING BUDGET UPDATE



OPERATING COSTS, CAPITAL MAINTENANCE AND CONSULTANT SUPPORT
Alstom - Operations
Alstom - Maintenance
Alstom - Incentive/disincentive
Conduent - Hosting, Maintenance, Fare Media
Moovel Fare Collection O&M
Herzog - Signal maintenance of way
WiFi and APC O&M, Cellular for Comms
Fleet Management Witronix O&M
Green's Energy - Fuel
Gallagher - Insurance
Amtrak/Alstom - Heavy vehicle maintenance
Alstom/Herzog Misc Preventive Maintenance
Banking, Merchant, and Armored Car Services
Station and Onboard Security
PTC O&M
<b>OPERATING COSTS SUBTOTAL</b>

Feeder Bus Expenses
Capital Maintenance SOGR
Consultant Support

<b>TOTAL OPERATING COSTS, CAPITAL MAINTENANCE AND CONSULTANT SUPPORT</b>
--

ANNUAL BUDGET
\$ 11,245,200
\$ 16,100,000
\$ 1,367,258
\$ 3,000,000
\$ 600,100
\$ 3,500,000
\$ 300,000
\$ 100,000
\$ 3,000,000
\$ 4,000,000
\$ 2,600,000
\$ 4,000,000
\$ 145,000
\$ 1,320,000
\$ 10,000,000
<b>\$ 61,277,558</b>

\$ 1,500,000
\$ 6,600,000
\$ 12,200,000

<b>\$ 81,577,558</b>
----------------------

FISCAL 23/24 YTD February 29th, 2024	
BUDGET	ACTUAL
\$ 7,496,800	\$ 7,048,905
\$ 10,733,333	\$ 10,727,095
\$ 911,505	\$ 631,534
\$ 2,000,000	\$ 2,154,944
\$ 400,067	-
\$ 2,333,333	\$ 2,488,785
\$ 200,000	\$ 20,080
\$ 66,667	\$ 50,435
\$ 2,000,000	\$ 1,790,749
\$ 3,840,582	\$ 3,840,582
\$ 1,733,333	\$ 1,121,744
\$ 2,666,667	\$ 132,651
\$ 96,667	\$ 66,482
\$ 880,000	\$ 794,037
\$ 6,666,667	\$ 7,124,626
<b>\$ 42,025,621</b>	<b>\$ 37,992,650</b>

\$ 1,000,000	\$ 1,162,852
\$ 4,400,000	\$ 2,359,266
\$ 8,133,333	\$ 5,705,255

<b>\$ 55,558,954</b>	<b>\$ 47,220,023</b>
----------------------	----------------------



FY 23/24 OPERATING  
BUDGET UPDATE



OPERATING REVENUE	ANNUAL BUDGET	FISCAL 23/24 YTD February 29th, 2024	
		BUDGET	ACTUAL
Farebox revenue	\$ 2,205,000	\$ 1,470,000	\$ 1,458,332
CSX usage fees	\$ 3,525,648	\$ 2,350,432	\$ 2,464,345
Amtrak usage fees	\$ 988,769	\$ 659,179	\$ 293,349
FCEN usage fees	\$ 20,000	\$ 13,333	\$ 27,421
Right-of-way lease revenue	\$ 125,000	\$ 83,333	\$ 109,458
Ancillary revenue	\$ 298,553	\$ 199,035	\$ 282,387
<i>Subtotal - System revenue</i>	\$ 7,162,970	\$ 4,775,314	\$ 4,635,291
FTA §5307 - Urbanized Area Grant Funds	\$ 27,026,355	\$ 27,026,355	\$ 27,026,355
<b>TOTAL OPERATING REVENUE</b>	<b>\$ 34,189,325</b>	<b>\$ 31,801,669</b>	<b>\$ 31,661,646</b>

# SunRail Title VI Update 2024

---

- Required by FTA every 3 years or when there is a Major Service Change or Fare Change
- Phase 2 North is a Major Service Change (adding 12.2 miles to 49 miles)
- 1 new station (DeLand) and 12.2 miles of new service
- Includes a Service and Fare Equity Analysis to determine if changes are a disparate impact on minority or low-income populations:
  - Analyzed demographic characteristics of new service area
  - No changes to bus service, since FDOT is required to analyze only those routes that are funded by FDOT
    - Votran would perform their own analysis on other service changes should they meet their threshold for a “Major Service Change”
  - No changes to current Fare Policy



# SunRail Phase 2 North Expansion

Area of Analysis	4-County Region	SunRail Service Area (including DeLand)	Volusia County	DeLand Station Area
Total Population	2,850,989	869,738	558,520	58,024
Percentage of Minority Residents	54.31%	57.28%	30.98%	32.23%
Percentage of Low-Income Residents	12.31%	12.64%	7.94%	13.26%

# SunRail Title VI Update

---

- Service Equity Analysis showed no disparate impact on minority or low-income populations in the service area
- Expanded service will provide minority and low-income populations with increased mobility options
- Title VI Update will be submitted to FTA following 30-day public comment period and subsequent approval by the CFCRC
- This information is provided in the Draft SunRail Title VI Program (April 2024) which is available for public review from Tuesday April 9, 2024, through Wednesday, May 8, 2024, on SunRail.com



# LYNX CONNECTIVITY

LYNX Fixed-Route Average Daily Boardings & Alightings by SunRail Station Area

SUNRAIL STATION	Fiscal Year 2024												ANNUAL DAILY AVERAGE
	Oct	Nov	Dec	Jan	Feb	Mar	Apr	May	Jun	Jul	Aug	Sep	
<i>Days of Operation</i>	<b>22</b>	<b>21</b>	<b>21</b>	<b>22</b>	<b>21</b>								<b>21</b>
<b>Sanford</b>	302	301	272	302	303								<b>296</b>
<b>Lake Mary</b>	75	76	72	80	84								<b>77</b>
<b>Longwood</b>	77	69	59	73	80								<b>72</b>
<b>Altamonte Springs</b>	133	130	143	133	129								<b>134</b>
<b>Maitland</b>	16	17	22	18	15								<b>18</b>
<b>Winter Park</b>	379	379	370	359	397								<b>377</b>
<b>AdventHealth</b>	309	290	267	300	309								<b>295</b>
<b>LYNX Central Station</b>													
<b>Church Street Station</b>													
<b>Orlando Health/Amtrak</b>	27	29	26	21	25								<b>26</b>
<b>Sand Lake Road</b>	284	311	338	319	381								<b>327</b>
<b>Meadow Woods</b>	119	106	92	107	121								<b>109</b>
<b>Tupperware</b>	14	14	12	14	13								<b>13</b>
<b>Kissimmee Intermodal</b>													
<b>Poinciana</b>	7	9	4	6	8								<b>7</b>
<b>Total - All Stations</b>	<b>1,742</b>	<b>1,731</b>	<b>1,677</b>	<b>1,732</b>	<b>1,865</b>								<b>1,749</b>
Percent change from FY 22 to FY 23	12%	16%	8%	6%									8%





# LYNX CONNECTIVITY

## LYNX Feeder Bus Route Analysis (Phase II Routes)

LINK	January		Change	% Change
	FY23	FY24		
18	20,741	20,848	107	1%
418	5,076	4,947	(129)	-3%
155	662	571	(91)	-14%
306	1,716	2,382	666	39%
604*	339	360	21	6%
831*	821	740	(81)	-10%

\* NeighborLink Ridership reporting is recorded from the farebox beginning October 2023.

## LYNX Sand Lake SunRail to Airport Average Daily Ridership

LINK	Average Daily Boardings		Change	% Change
	Jan-23	Jan-24		
11,42,111	32	72	40	125%





# LYNX CONNECTIVITY

## LYNX Feeder Bus Route Analysis (Phase II Routes)

LINK	February		Change	% Change
	FY23	FY24		
18	20,356	21,551	1,195	6%
418	5,683	5,138	(545)	-10%
155	704	666	(38)	-5%
306	1,698	2,088	390	23%
604*	325	390	65	20%
831*	794	731	(63)	-8%

\* NeighborLink Ridership reporting is recorded from the farebox beginning October 2023.

## LYNX Sand Lake SunRail to Airport Average Daily Ridership

LINK	November		Change	% Change
	Feb-23	Feb-24		
11,42,111	34	79	45	132%







# VOTRAN CONNECTIVITY

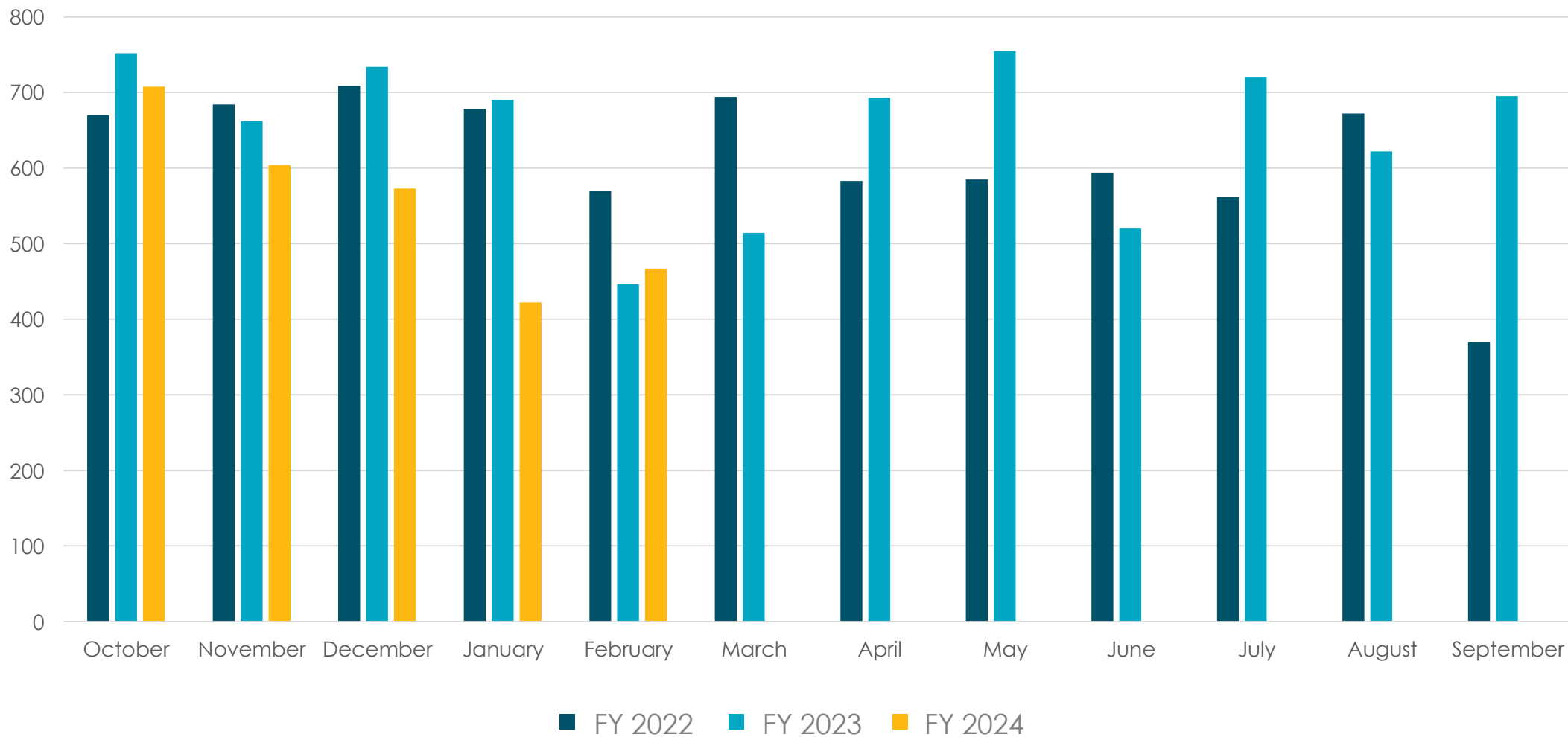
Activity at DeBary Station	Fiscal year 2022												Annual Daily Average
	Oct-21	Nov-21	Dec-21	Jan-22	Feb-22	Mar-22	Apr-22	May-22	Jun-22	Jul-22	Aug-22	Sep-22	
Days of Operation	21	21	23	21	20	23	21	21	22	20	23	20	256
<b>Total Monthly Ridership</b>	670	684	709	678	570	694	583	585	594	562	672	370	7,371
<b>Avg Daily Ridership</b>	32	33	31	32	29	30	28	28	27	28	29	19	29

Activity at DeBary Station	Fiscal year 2023												Annual Daily Average
	Oct-22	Nov-22	Dec-22	Jan-23	Feb-23	Mar-23	Apr-23	May-23	Jun-23	Jul-23	Aug-23	Sep-23	
Days of Operation	21	20	22	22	20	23	20	22	22	20	23	20	255
<b>Total Monthly Ridership</b>	752	662	734	690	446	514	693	755	521	720	622	695	7,804
<b>Avg Daily Ridership</b>	36	33	33	31	22	22	35	34	24	36	27	35	31

Activity at DeBary Station	Fiscal year 2024												Annual Daily Average
	Oct-23	Nov-23	Dec-23	Jan-24	Feb-24								
Days of Operation	22	21	20	22	21								106
<b>Total Monthly Ridership</b>	708	604	573	422	467								2,774
<b>Avg Daily Ridership</b>	32	29	29	19	22								26



# VOTRAN SUNRAIL CONNECTIVITY







# SUNRAIL TRANSITION UPDATE



# SunRail Transition Update

TAC - April 10, 2024



# Next Steps from November 16, 2023 CFCRC Meeting

- ▶ Received concurrence on the Operations Phasing Concept
- ▶ Directed staff to develop the following:
  - ❑ Interlocal Governance Agreement Revisions
  - ❑ Operations Phasing Agreement
  - ❑ Pre Transition Action Items

# Interlocal Governance Agreement Amendment

- ▶ Agreement between Local Funding Partners (LFPs)
- ▶ Section 3.05 revised to reflect that expanded or extended service will require unanimous approval from the CFCRC. However, if the partner(s) that wish to extend or expand service agree in writing to fund it, service may be extended or expanded with approval from only those partners who will be funding.
- ▶ There is an opt in provision for the expanded or extended service of 180 days.
- ▶ Section 4.01 revised to remove yearly caps. A collective annual obligation including operating and capital costs were capped at \$63 million.
- ▶ The annual obligation will be adjusted each Fiscal Year to reflect the change in the Railroad Cost Recovery Index plus 1%.
- ▶ The cap may be increased by an unanimous vote of the CFCRC.

# Operations Phasing Agreement

- ▶ Transition will Occur in Two Phases
- ▶ Phase 1 - Financial Transition - December 31, 2024
  - ❑ All contracts will be assigned/novated to CFCRC
  - ❑ LFPs to pay for all financial aspects of the system
  - ❑ FDOT will continue to operate the system
  - ❑ Tasks and dates for Transfer of Financial Obligations established
- ▶ Phase 2 -Operations Transition - Within Three Years
  - ❑ Tasks and dates for Transfer of Operations established
  - ❑ Term Sheet with LYNX within first year
  - ❑ Contract with LYNX within second year
  - ❑ Initiation of procurement for Contract Operators within second year
  - ❑ LYNX hires operations personnel within third year

# Operations Phasing Agreement (cont.)

## ► Other Notable Items:

- ❑ FDOT will provide approximately \$5 Million annually for PTC. The amount will change each year based on a formula.
- ❑ FDOT will not charge for staffing during Phase 2 Transition
- ❑ FDOT will pay for operations cost for Phase 2 North for one year after revenue operations
- ❑ FDOT will lead discussions with CSXT
- ❑ FDOT to provide \$10 million lump sum for vehicle state of good repair
- ❑ FDOT will continue third party permitting
- ❑ CFRC bridges will be placed in the FDOT Bridge Management Program
- ❑ All corridor and farebox revenue will be transferred to CFCRC
- ❑ New ticketing system will be in place before Phase 1 Transition.



# LFP Commission/Council Meetings

- ▶ March 11, 2024 - City of Orlando
- ▶ March 18, 2024 - Osceola County
- ▶ March 19, 2024 - Volusia County
- ▶ March 26, 2024 - Orange County
- ▶ March 26, 2024 - Seminole County
- ▶ March 28, 2024 - FDOT/CFCRC

Questions??





# SUNSHINE CORRIDOR UPDATE

Project Update





# ELECTION OF OFFICERS





# COMMITTEE MEMBER COMMENTS





# NEXT MEETING

JULY 10, 2024, 2:00 PM

Lynx Central Station

Administration building

Open Space Room

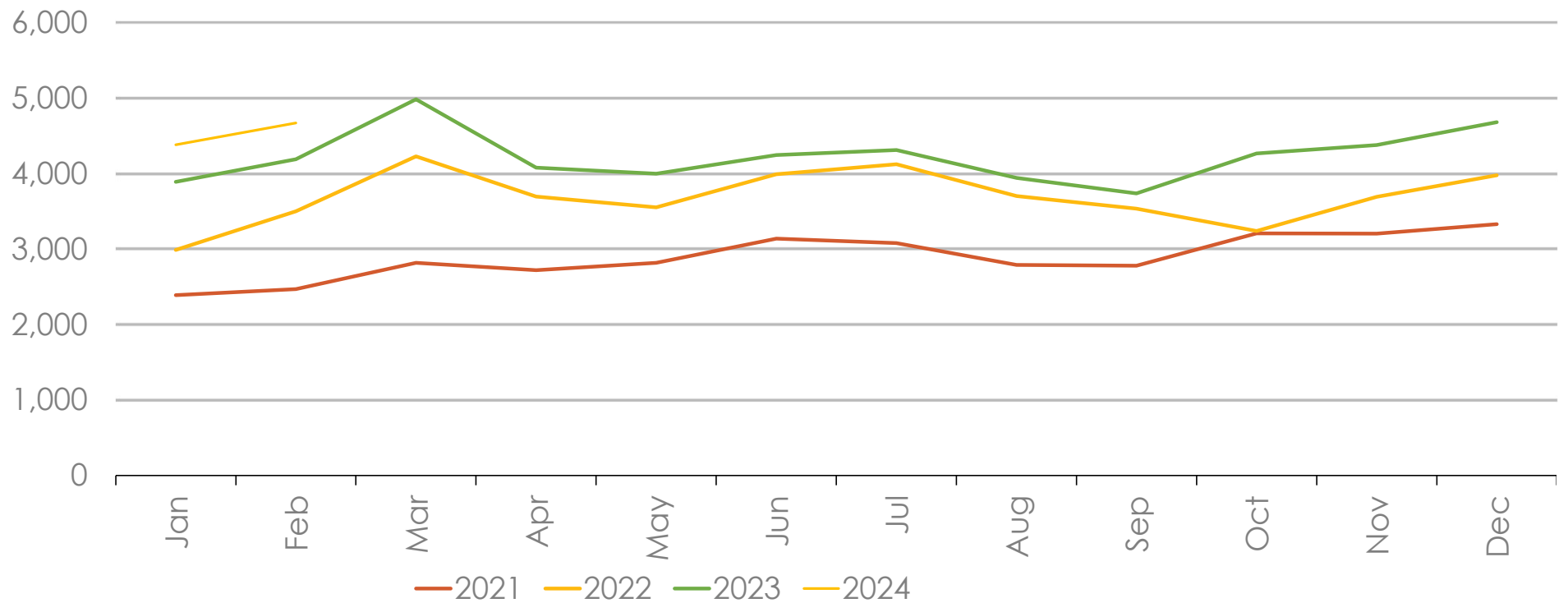


# SUPPORTING CHARTS AND DATA



# AVERAGE DAILY RIDERSHIP

JAN - FEB AVERAGE - 4,526



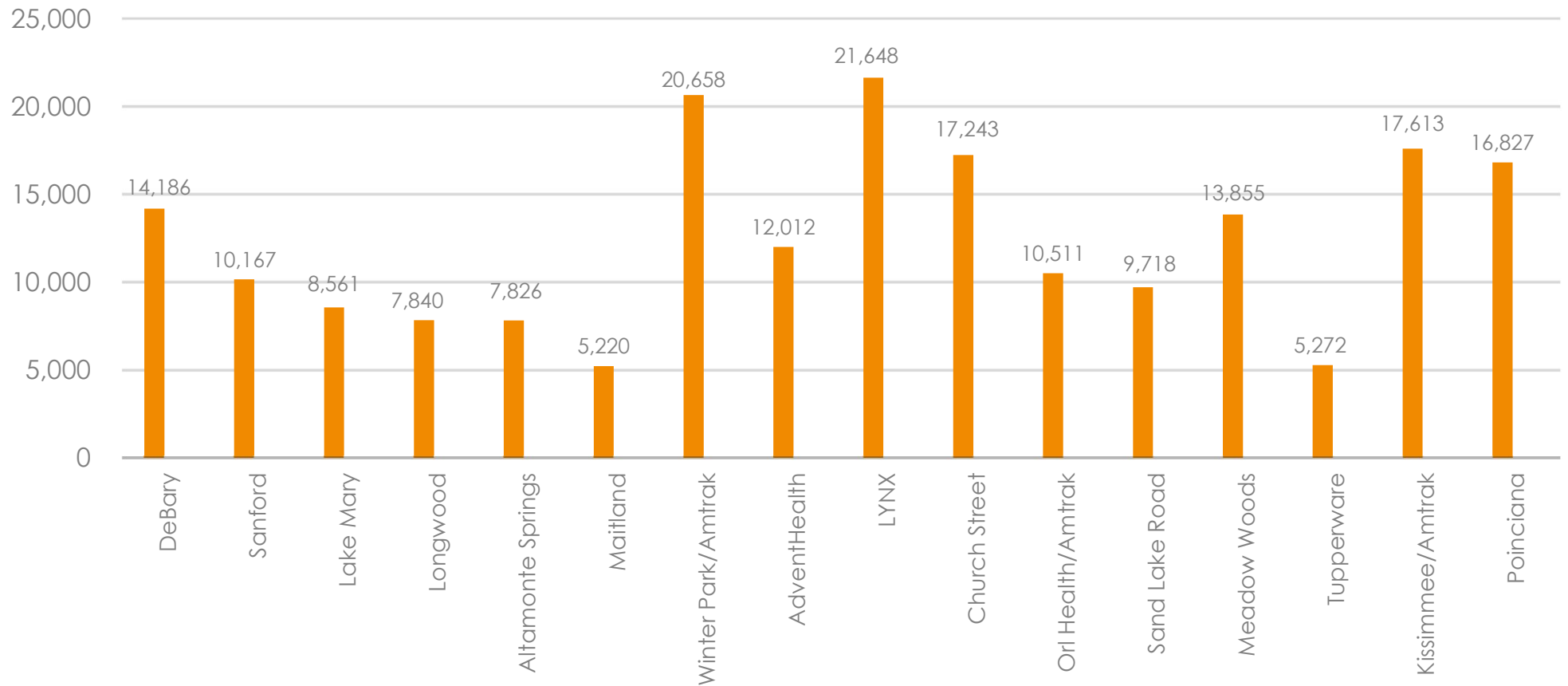






# BOARDING BY STATION

RIDERSHIP JAN - FEB 2024

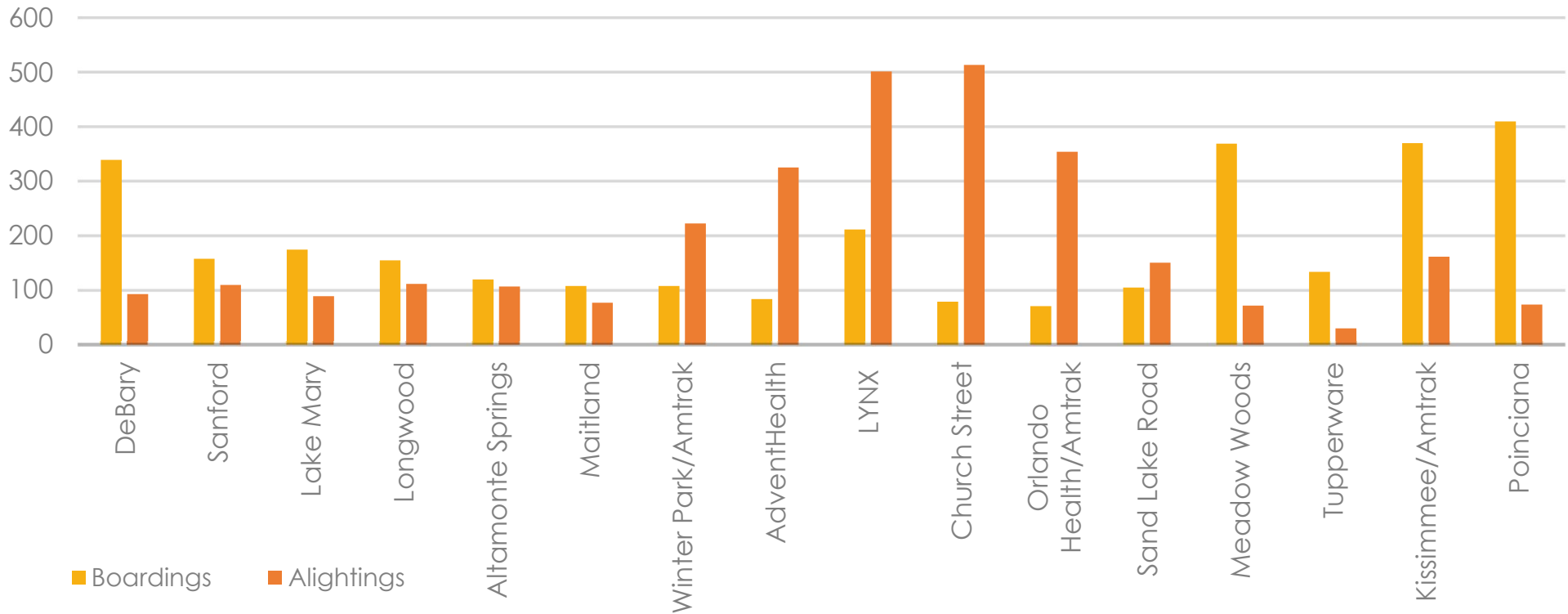




# BOARDING & ALIGHTINGS

JAN - FEB 2024

AM PEAK  
5:45AM - 8:45AM (NB FROM POINCIANA)



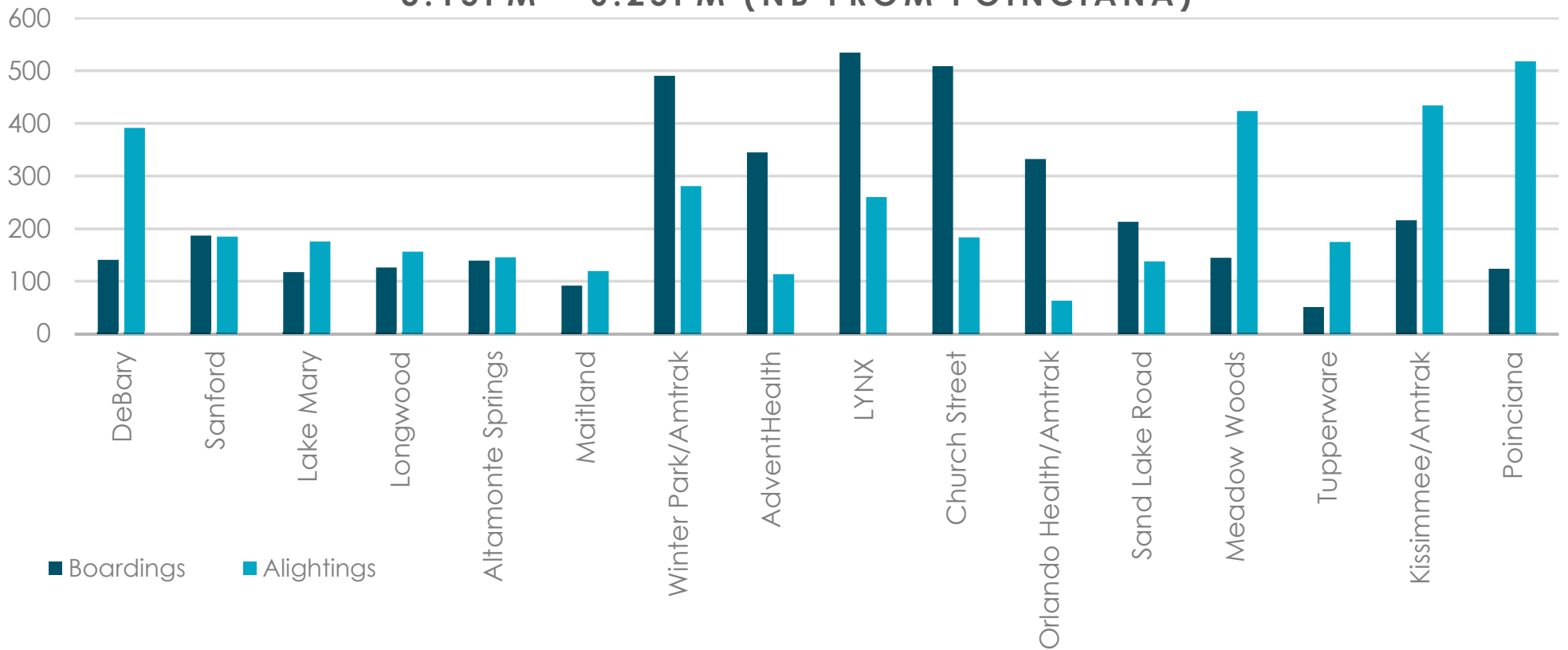





# BOARDING & ALIGHTINGS

JAN - FEB 2024

PM PEAK  
3:15PM - 6:25PM (NB FROM POINCIANA)

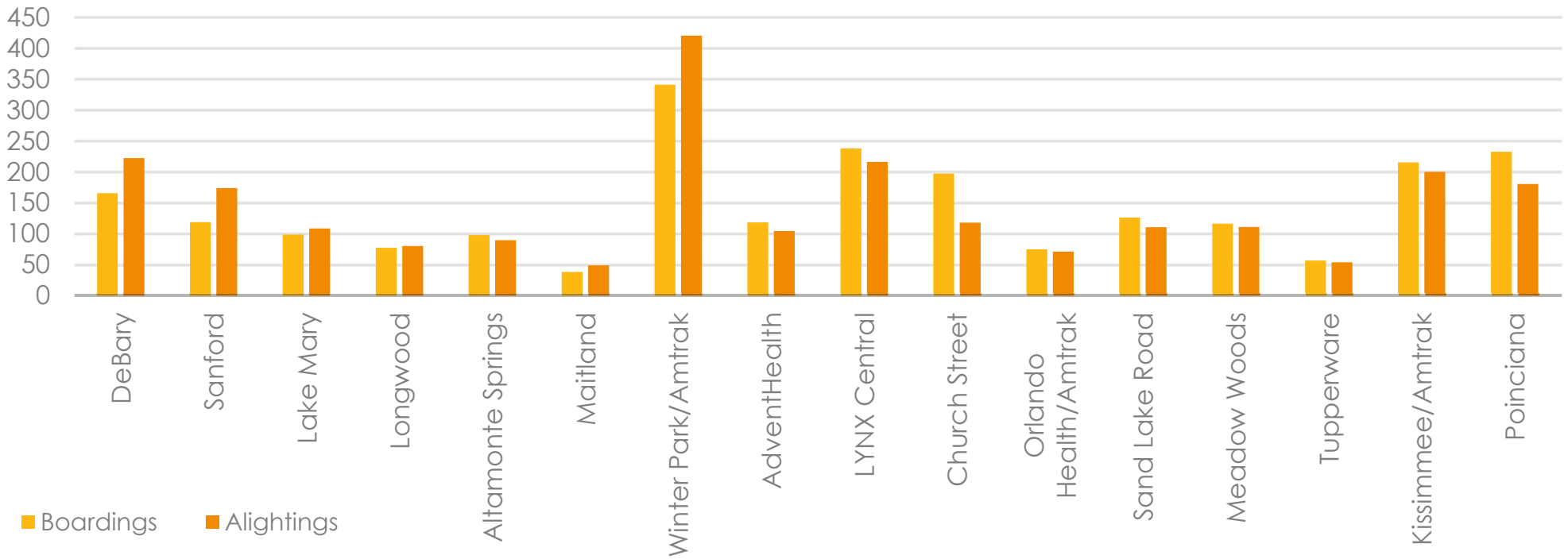




# BOARDING & ALIGHTINGS

JAN - FEB 2024

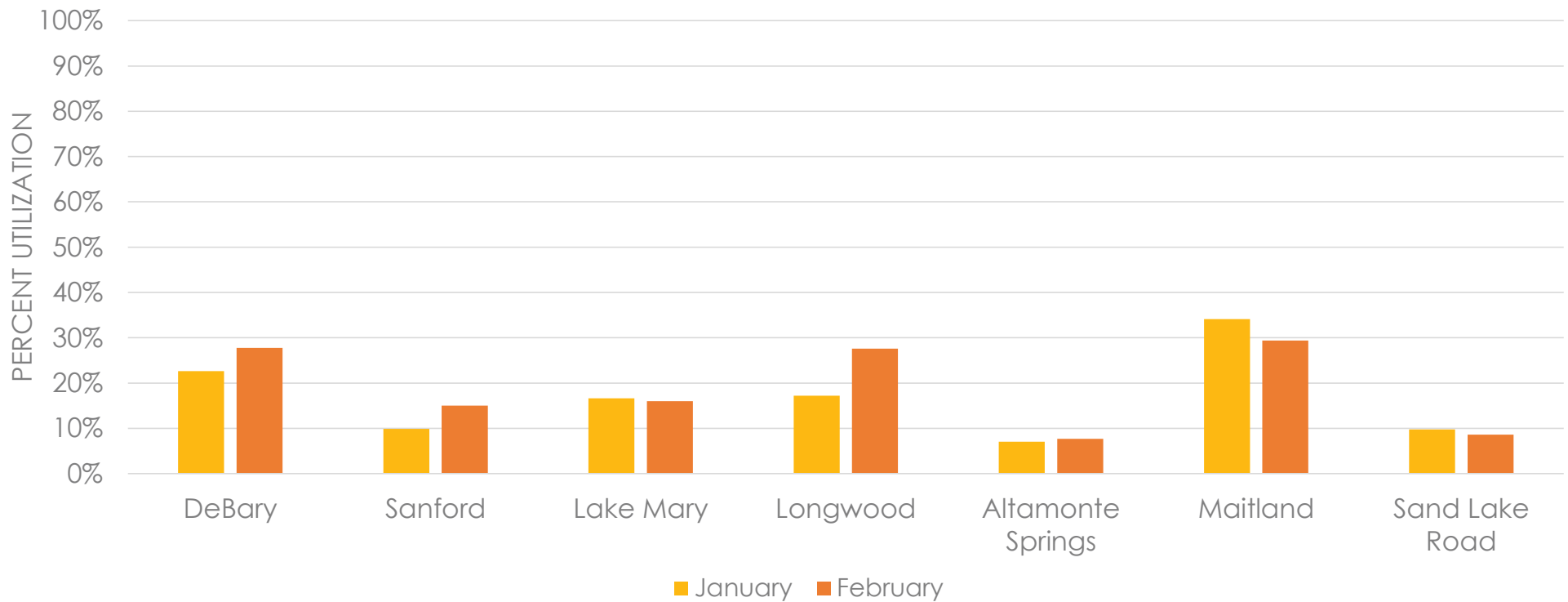
OFF PEAK  
10:45AM - 2:45PM; 7:25PM - 9:55PM (NB FROM POINCIANA)





# IOS STATION PARKING

JAN - FEB 2024

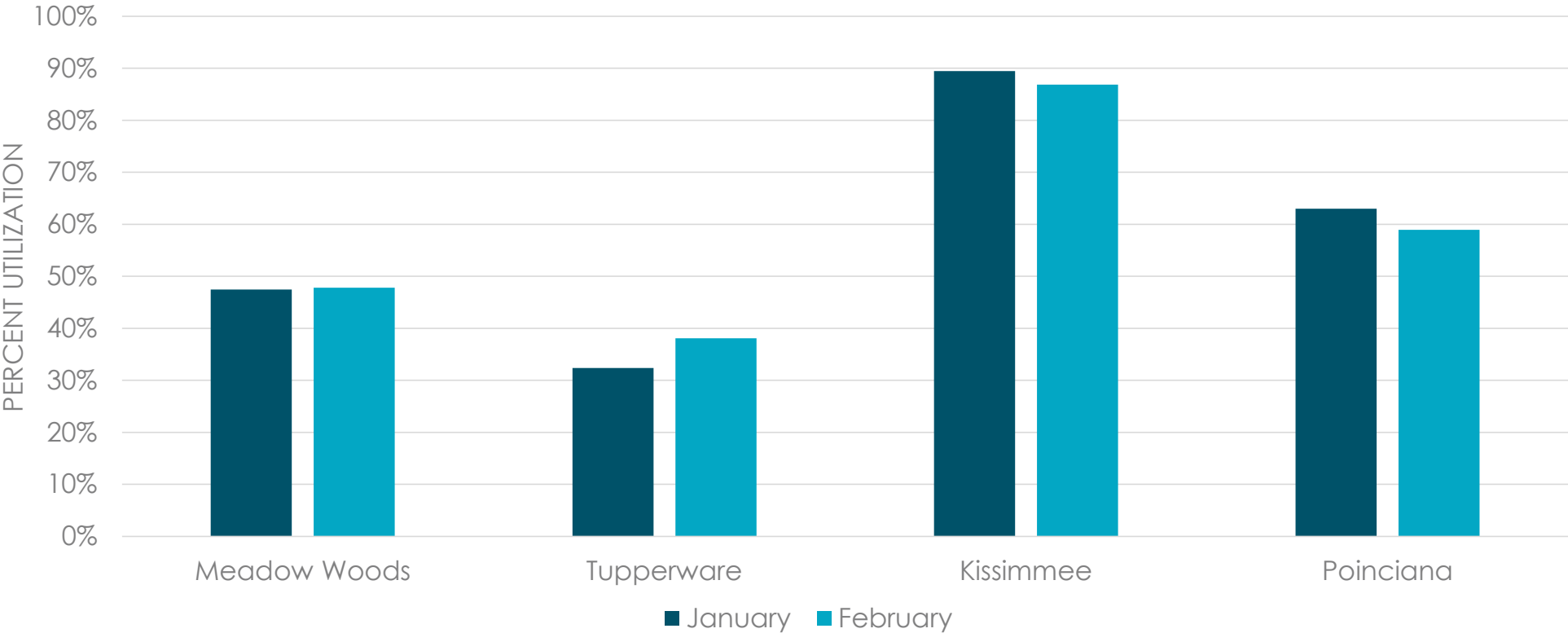







# SOUTHERN EXPANSION STATION PARKING

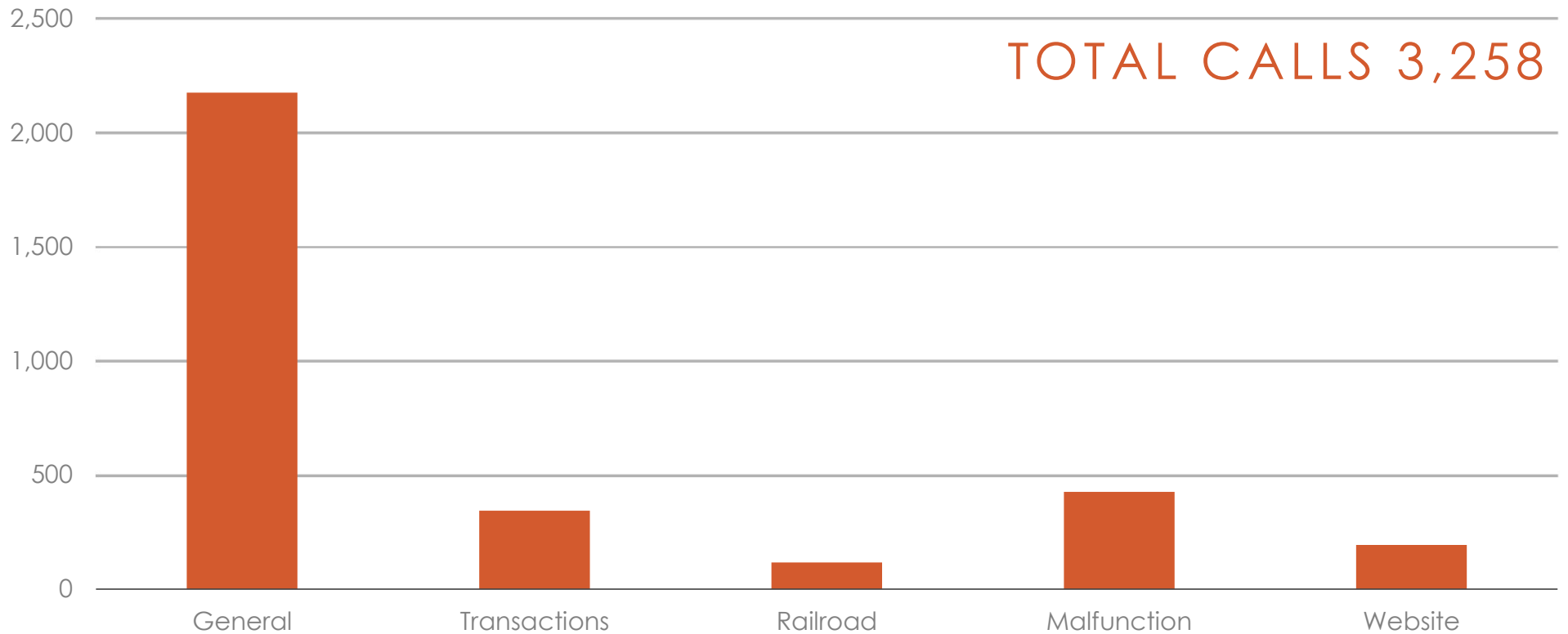
JAN - FEB 202





# CUSTOMER SERVICE CALLS

JAN - FEB 2024





# TRAIN PERFORMANCE DETAIL

JAN - FEB 2024

TRAIN PERFORMANCE OVERVIEW	Trains	Percentage
On-Time	1,511	87.8%
Late	203	11.8%
Annulled	6	0.3%
Total Trains Operated	1,720	100.0%

PERFORMANCE DETAIL	Days	Trains	Percentage
CFRC Rule Compliance	1	1	0.06%
Efficiency Testing	1	1	0.06%
Dispatching	2	2	0.1%
Maintenance of Way	13	26	1.5%
Mechanical	8	11	0.6%
Other	5	13	0.8%
Passengers	12	16	0.9%
Police Activity	2	5	0.3%
Signals & Components	23	101	5.9%
Train Interference	4	5	0.3%
Trespasser/Grade Crossing/Near Misses	9	24	1.4%
Weather	1	5	0.3%
Total (Rounded)		209	12.2%

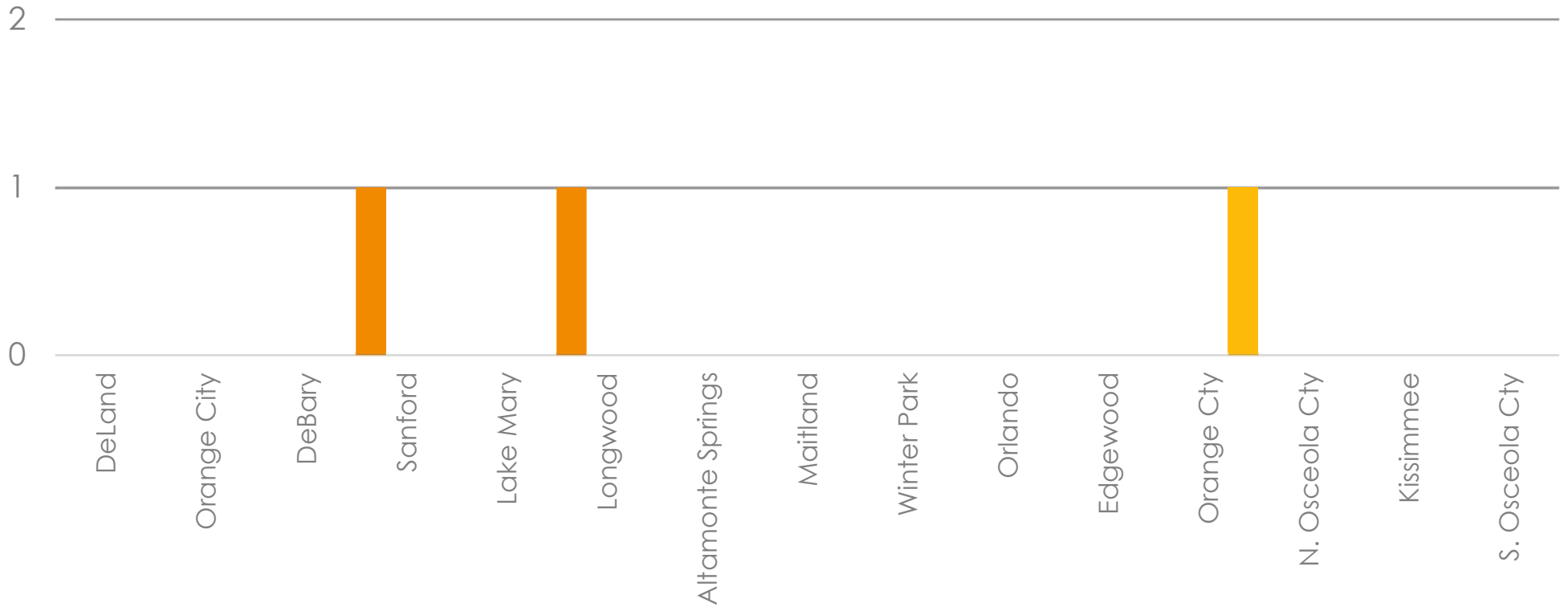
Note: Only categories with a value greater than zero are displayed and rounded to one decimal.






# REVENUE INCIDENTS BY CITY/COUNTY

JAN - FEB 2024

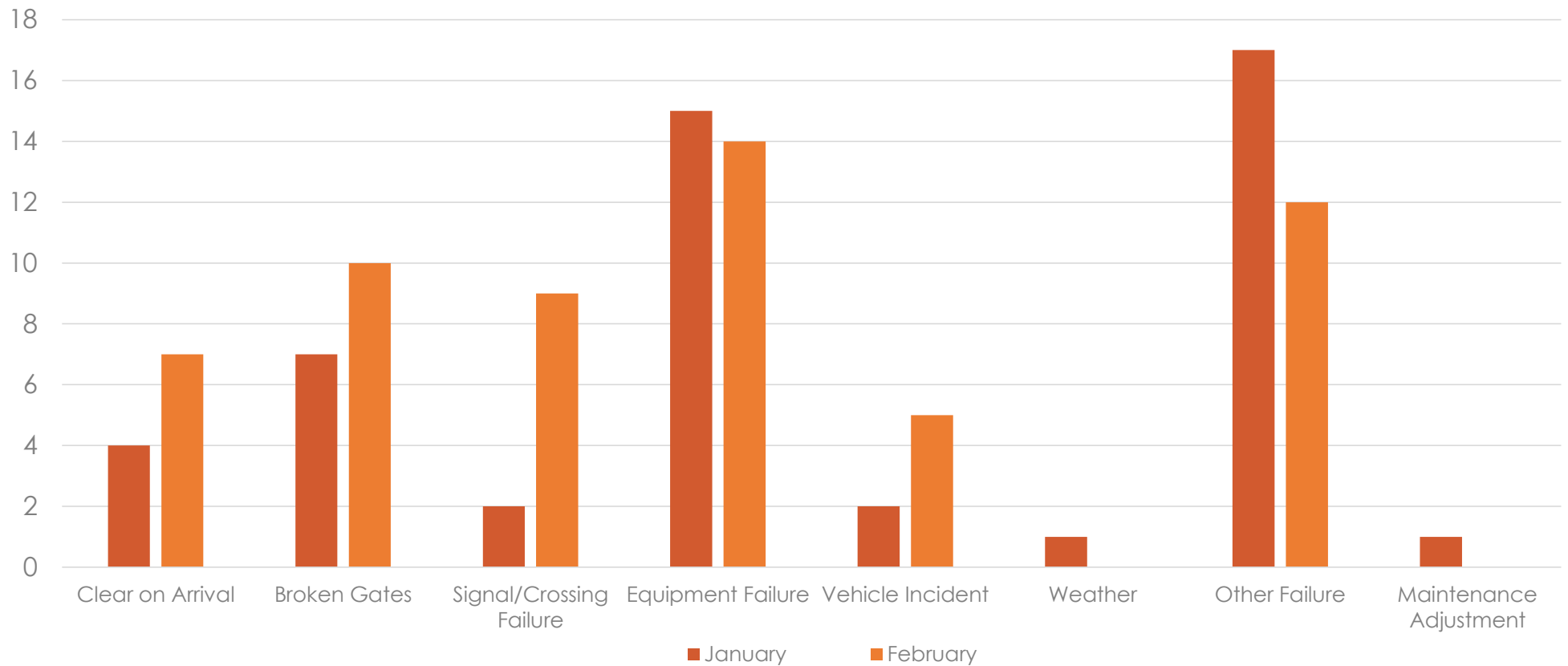






# CFRC SIGNAL SYSTEM INCIDENTS

JAN - FEB 2024





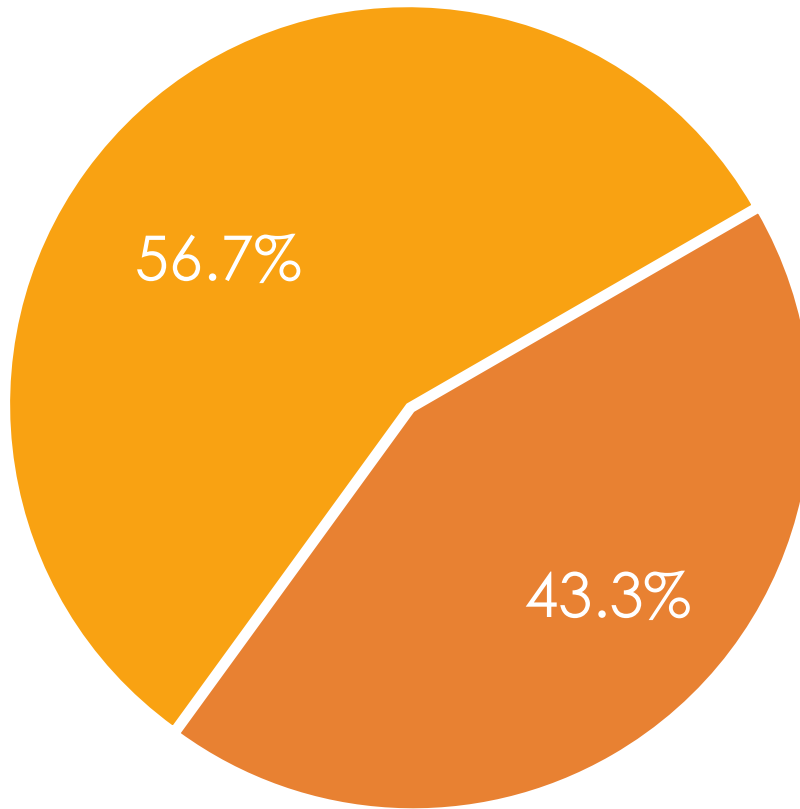
# QUIET ZONES

JURISDICTION	STATUS
Edgewood	Quiet Zone Established
Orange County	Quiet Zone Established – Four-quadrant gates at Pine St & 4th St. Are in service As of Sept 17, 2023 – Taft-Vineland Rd in Design – Construction NTP 1-24
Maitland	Quiet Zone Established
Winter Park	Quiet Zone Established
Seminole County	Quiet Zone Established
City of Orlando	Quiet Zone Established
City of Kissimmee	Quiet Zone Established

Local communities may apply for quiet zones and information is available on the “About” page at [SunRail.com](https://www.sunrail.com)



FY 23/24 CAPITAL  
MAINTENANCE



■ Maintenance ■ Improvements

■ **Maintenance**

Non-recurring corrective or preventive maintenance or in-kind replacement

■ **Improvements**

Extend the useful life, increase the value or add new uses

