



TECHNICAL ADVISORY COMMITTEE

JANUARY 8, 2025





Central Florida Commuter Rail Commission

Technical Advisory Committee

Date: January 8, 2025
Time: 2:00 p.m.
Location: LYNX Central Station
2nd Floor Open Space Room
455 North Garland Avenue
Orlando, Florida 32801

PLEASE SILENCE CELL PHONES

- I. Call to Order and Pledge of Allegiance**
- II. Confirmation of Quorum**
- III. Chair's Remarks**
- IV. Approvals**
 - a. November 6, 2024, Meeting Minutes Approval
- V. Public Comments**
- VI. Reports**
 - a. Agency Update – David Cooke, Rail Administration Manager
 - b. Bus Connectivity
 - i. LYNX – Bruce Detweiler
 - ii. Votran – Bobbie King
- VII. Informational Items**
 - a. Update – John Booker



Central Florida Commuter Rail Commission

Technical Advisory Committee

VIII. Committee Member Comments

IX. Action Items

- a. Election of Officers

X. Next Meeting

- b. Next Meeting – February 12, 2025 at 2:00 p.m. LYNX Open Space Room

XI. Adjournment

Public participation is solicited without regard to race, color, national origin, age, sex, religion, disability or family status. Persons who require accommodations under the Americans with Disabilities Act or persons who require translation services (free of charge) should contact Roger Masten, FDOT/SunRail Title VI Coordinator 801 SunRail Dr. Sanford, FL 32771, or by phone at 321-257-7161, or by email at roger.masten@dot.state.fl.us at least three business days prior to the event.

Technical Advisory Committee Meeting

November 6, 2024
2:00 p.m.
LYNX Central Station

Attendees

Brian Sanders, Orange County Bill Wharton, Seminole County Miten Patel, Sanford Sarah Larsen, Metroplan Orlando David Gomez, Kissimmee Michael Grebosz, Deland Brian Stanger, FDOT	David Cooke, FDOT Michael Carman, SunRail Kim Hymes, SunRail Bobbie King, Volusia County Bruce Detweiler, LYNX Renzo Nastasi, City of Orlando John Booker, Volusia County
--	---

Minutes

The meeting was called to order by Renzo Nastasi at 2:05 p.m.

Pledge of Allegiance

Quorum was not met

Announcements

- The Locally Funded Agreement (LFA) final draft is scheduled to go to the various boards for approval this month and the CFCRC in December. Potentially, the Local Funding Partners will fund the operations and maintenance starting January 1st through December 31st, 2025. All the responsibilities the Department previously had are going to stay with the Department. Funding partners are going to pay bills. Next couple years or so, hopefully we can go through the next phase of transition. Finishing up issues with CSX and FTA is going to take some time. Those are going to be some processes that we will have to work through together.

Action Item:

- No action items approved.

Public Comment:

- No public comments.

Agency Update:

Presenter: David Cooke

- Hurricanes Helene and Milton
 - Before, during and after the hurricanes, SunRail was in constant communication with riders through social media and on SunRail.com for all updates pertaining to changes in service.
 - Service was suspended to prepare the corridor and secure equipment such as the crossing gates.
 - Within hours of storms passing, crews cleared tracks, assessed damage, and reinstalled gates for regular service.
 - Were able to resume service quickly following Hurricane Helene.
 - Were shut down for three days in October for Hurricane Milton.
- Rail Safety Week Success!
 - Education and enforcement days were held throughout the week of September 21–27, 2024 at specified grade crossings with local law enforcement presence from all four counties.

- Results are still coming in; however, in one day alone, nearly 200 warnings and citations were issued.
- Media availability day and engineer ride along increased engagement and boosted earned media coverage.
- Train-To-the-Game Is Back!!!
 - SunRail and the Orlando Magic have partnered again for Train-to-the-Game for all 27 weekday home games in the 2024/2025 season.
 - This promotion allows fans to ride FREE with their game day ticket during the weeknights.
 - An additional train was added to the schedule that extends southbound service from Church Street Station at 11:06 p.m. This additional train is sponsored by the Orlando Magic in addition to the regular 10:30 p.m. northbound service.
- Boo! On Broadway
 - Kissimmee Main Street's Annual Event took place on Friday, October 25, 2024.
 - Families rode SunRail to the decorated Kissimmee "Spellbound Station" and walked to the event where SunRail had a booth distributing safety information and treats.
 - SunRail experienced an impressive 24% ridership increase compared to the last two years.
 - Special thanks to Alstom for providing an additional northbound train.
- Mobility Week! October 28th – November 1st
 - Mobility Week was a statewide cooperative effort by the FDOT and its partner agencies to promote awareness of safe, multimodal transportation choices.
 - Events during the week:
 - Try Transit Tuesday – October 29th free service all day in collaboration with LYNX; increase up to about 6,200 passengers that day for PRIDE Transit Tuesday.
 - Safety Fair at LYNX Station – October 29th.
 - Multimodal Workshop at City Hall – October 29th.
 - Rollins College new student commuter lounge grand opening – October 29th.
 - Trail to Rail Bike ride with St. John's River-to-Sea Alliance – November 1st.
- SunCard Account Conversion
 - SunRail is reminding customers that the holidays are a great time to ride!
 - The promotional 25 cent SunCard offer expires on December 31st, and SunRail will be contacting customers who still have funds on a yellow legacy SunCard to transfer their balance.
 - May be some changes during the upcoming months when some of the winter residents return and want to switch over.
 - Direct emails, social media outreach, Ambassador education, and more will direct customers to the simple online transfer processes.
- Average Daily Ridership – September – 4,628.
- On-Time Performance – September – Goal = 95%; Actual = 80.13%; Contract = 98.42%.
 - A few incidents on the corridor that didn't help the situation, which resulted in 80% OTP which is less than the norm. Looking for that to come back up in October. Some of this is attributed to the construction work that's still going on at the south end of the corridor.
 - Above Average – On-Time 2 Days; 19 Operating Days; Ran 760 Trains.
- FY 24/25 Operating Budget Update – This is for the FDOT FY as we move into the transition, how we work through the budget that works for everyone. Basically, we have a little over \$80 million budget annually. Annual revenue is just over \$30 million and that includes our 5307 and 5337 grant funds.

LYNX Bus Connectivity

Presenter: Bruce Detweiler

- September saw a 10% increase compared to last year. September marks the end of our FY2024. When we compare that to FY2023, we had a 12% increase in total ridership.
- Feeder route service for Phase 2 South in September averaged a 4% increase total for fixed routes and a 1% decrease for Neighbor Link service.
- The Sand Lake Station to the Airport corridor saw a 61% increase when compared to September of last year.

Votran Bus Connectivity

Presenter: Bobbie King

- Overall, annually we're down about 1,000 riders. August and September, we're a little bit low. Suspect that's because some of the riders have gone to the DeLand Station since this is specifically the DeBary Station ridership. All year, we're below the average from the previous year.
- VoRide is our new micro transit service that services both DeLand and DeBary. We have a little bit of ridership for VoRide in DeBary. The reason it might be quite a bit lower than DeLand is because we do have feeder bus service at that station. Many of the riders are using the bus.
- The DeLand Station had a pretty big increase in September, and we'll see that again in October.
- Average daily ridership is somewhat low.
- Our other service at DeLand is a circulator that's paid for initially by FDOT, and now by the City of DeLand, and runs 12:30 PM to 7:30 PM daily. Average daily ridership is about 18 over the last couple of months. We did see some very large numbers in October; some days were even 50 riders a day. Perhaps, we may see an increase in October.

SunRail Transition Update

Presenter: John Booker


- An update on transition issues for the Commission meeting next week includes having two action items on the agenda.
- QuickBooks is part of the banking operations, so we asked for Board approval for that service to be entered into with the Commission.
- The banking relationship is predicated on piggybacking off a Chase Bank contract that LYNX currently has in force; we'll take that to the Board as well.
- Banking has proven to be a little bit challenging, but our goal is to meet the time frames that the Operations Phasing Agreement has. As of January 1st, we as in the Local Funding Partners can begin paying the bills for FDOT. Thank you FDOT for your generosity over the years. This region is ready to start paying for SunRail operations.

Committee Member Comments

- No comments.

Next meeting is scheduled for December 4, 2024, at 2:00 p.m., Lynx Central Station, Administration Building, Open Space Room

Meeting adjourned at 2:20 p.m.



PLEDGE OF ALLEGIANCE

(Please Stand)

I pledge allegiance to the Flag of the United States of America, and to the Republic for which it stands, one Nation under God, indivisible, with liberty and justice for all.

TITLE VI



This meeting, project, or study is being conducted without regard to race, color, national origin, age, sex, religion, disability or family status. Persons wishing to express their concerns relative to FDOT compliance with Title VI may do so by contacting:

Esta reunión, proyecto o estudio se lleva a cabo sin distinción de raza, color, origen nacional, edad, sexo, religión, discapacidad o estado familiar. Las personas que deseen expresar sus inquietudes relativas al cumplimiento del Título VI por parte del FDOT pueden hacerlo comunicándose con:

Reyinyon, pwojè, oswa etid sa a ap fèt san konsiderasyon ras, koulè, orijin nasyonal, laj, sèks, relijyon, andikap oswa sityasyon fanmi an. Moun ki vle eksprime enkyetid yo konsènan konfòmite FDOT ak Tit VI ka fè sa lè yo kontakte:

ROGER MASTEN

SunRail Title VI Coordinator

801 SunRail Drive

Sanford, Florida 32771

Roger.Masten@dot.state.fl.us

STEFAN KULAKOWSKI

State Title VI Coordinator

605 Suwannee Street, MS65

Tallahassee, Florida 32399

Stefan.Kulakowski@dot.state.fl.us



WELCOME



CHAIR'S REPORT

TAWNY OLORE, P.E.



APPROVAL

ADOPTION OF NOVEMBER 6, 2024, MEETING MINUTES



PUBLIC COMMENTS



AGENCY UPDATE

DAVID COOKE

CFRC/SUNRAIL Rail Administration Manager



RIDERSHIP GOAL REACHED!

THANK YOU FOR A WONDERFUL 2024!!

- ✓ 2024 Ridership 1,216,297
- ✓ Monthly Average 101,349
- ✓ Increase over 2023 +12%
- ✓ Busiest Station LYNX Central





Rider Surveys - Your Voice Counts

SunRail is conducting three rider surveys.

Focus Areas

Survey 1 - 10/24	City of Orlando & Orange County
Survey 2 - 1/25	Seminole & Volusia Counties
Survey 3 - 2/25	Osceola County & Orlando Int. Airport

Topics Include

- Work from home frequency
- Adoption Mobile Ticketing App
- Why they choose to ride SunRail



CUSTOMER SERVICE SURVEY
YOUR VOICE MATTERS!

Help us improve your SunRail
experience—share your thoughts today!



BLACK FRIDAY BOGO SUCCESS!

SunRail featured a **Buy One, Give One** Black Friday promotion on Friday, November 29th

Riders who purchased 1 SunRail Ticket got to have a friend or family member ride with them for free.

Ridership saw a strong boost with nearly 5,200 customers - representing an 8% increase from Black Friday last year.

SUNRAIL'S BLACK FRIDAY

BOGO DEAL





TRAIN-TO-THE-GAME EXCITEMENT!

Train to the Game promotion has been a tremendous success and is continuing to grow in popularity.

There is a significant ridership boost on game nights with numbers consistently over 5,000 and several home games remaining.

Extended southbound service from Church Street Station at 11:06 PM is sponsored by the Orlando Magic in addition to the regular 10:30 PM northbound train.





HOLIDAY PROMOTIONS

'Tis the Season to ride SunRail to events, unique shopping, seasonal shows, dining, two Bowl games, and more!

- ✓ Local Event Partnerships
- ✓ Onboard Customer Appreciation Events
- ✓ Station Holiday Features
- ✓ December Ridership +17% over 2023

'Tis The
SEASON





ON-TIME PERFORMANCE AVERAGE

OCT - NOV 2024

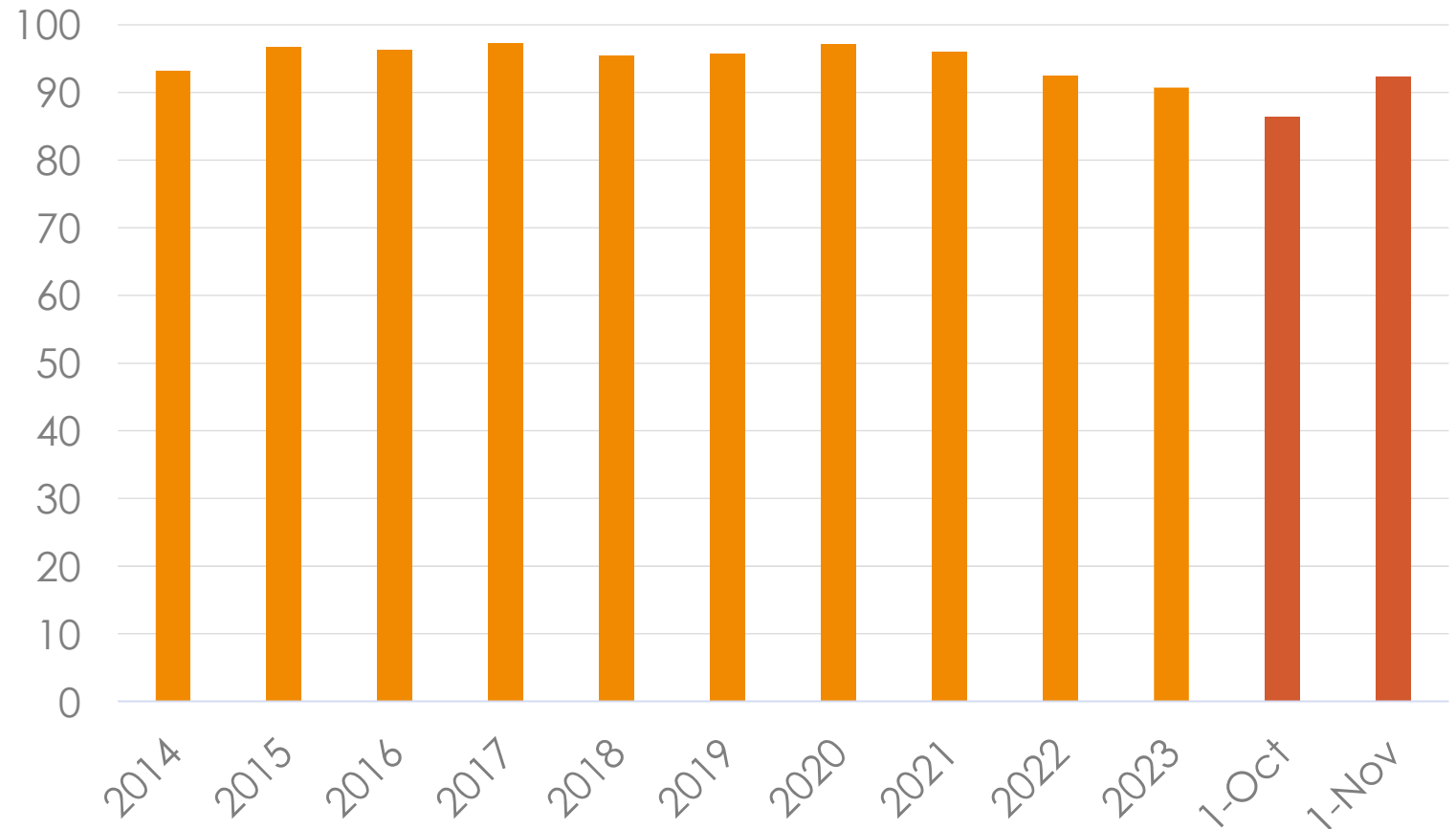
Goal = 95%

Actual = 89.42%

Contract = 98.97%

ABOVE AVERAGE

- On-Time 17 Days
- 39 Operating Days
- Ran 1,600 Trains



FY 24/25 OPERATING BUDGET UPDATE



OPERATING COSTS, CAPITAL MAINTENANCE AND CONSULTANT SUPPORT	ANNUAL BUDGET	FISCAL 24/25 YTD Nov 30th, 2024	
		BUDGET	ACTUAL
Alstom - Operations	\$14,218,190	\$5,924,246	\$5,629,621
Alstom - Maintenance	\$17,239,721	\$7,183,217	\$6,824,494
Alstom - Incentive/disincentive	\$1,572,896	\$655,373	\$526,957
moovel Fare Collection O&M	\$1,541,202	\$642,168	\$9,452
Herzog - Signal Maintenance of Way	\$3,958,813	\$1,649,505	\$1,562,436
WiFi and APC O&M, Cellular for Comms	\$315,000	\$131,250	\$0
Fleet Management Witronix O&M	\$105,000	\$43,750	\$53,947
Green's Energy - Fuel	\$4,100,000	\$1,708,333	\$1,332,225
Gallagher - Insurance	\$5,000,000	\$5,000,000	\$4,229,667
Amtrak/Alstom/Herzog - Preventative Maintenance	\$2,860,000	\$1,191,667	\$583,707
Alstom/Amtrak SOGR Heavy vehicle Maintenance	\$4,400,000	\$1,833,333	\$1,102,422
Banking, Merchant, and Armored Car Services	\$152,250	\$63,438	\$39,005
Station and Onboard Security	\$1,386,000	\$577,500	\$573,208
PTC O&M (Herzog & Alstom)	\$11,000,000	\$4,583,333	\$3,669,989
Subtotal - System operating costs	\$67,849,071	\$31,187,113	\$26,137,131
Consultant Support	\$12,800,000	\$5,333,333	\$6,199,901
TOTAL OPERATING COSTS, CAPITAL MAINTENANCE AND CONSULTANT SUPPORT	\$80,649,071	\$36,520,446	\$32,337,033

FY 24/25 OPERATING BUDGET UPDATE



OPERATING REVENUE	ANNUAL BUDGET	FISCAL 24/25 YTD Nov 30th, 2024	
		BUDGET	ACTUAL
Farebox revenue	\$2,205,000	\$918,750	\$721,595
CSX usage fees	\$3,525,648	\$1,469,020	\$1,391,478
Amtrak usage fees	\$988,769	\$411,987	\$498,435
FCEN usage fees	\$20,000	\$8,333	\$0
Right-of-way lease revenue	\$125,000	\$52,083	\$66,606
Ancillary revenue	\$323,580	\$134,825	\$267,052
<i>Subtotal - System revenue</i>	\$7,187,997	\$2,994,999	\$2,945,166
FTA §5307 - Urbanized Area Grant Funds	\$13,500,000	\$13,500,000	\$13,500,000
FDOT PTC Contribution	\$ 5,000,000	\$ 5,000,000	\$ 5,000,000
FTA 5337 - State of Good Repair	\$4,600,000	\$4,600,000	\$4,600,000
TOTAL OPERATING REVENUE	\$30,287,997	\$26,094,999	\$26,045,166



LYNX CONNECTIVITY

LYNX Fixed-Route Average Daily Boardings & Alightings by SunRail Station Area

SUNRAIL STATION	Fiscal Year 2025												ANNUAL DAILY AVERAGE
	Oct	Nov	Dec	Jan	Feb	Mar	Apr	May	Jun	Jul	Aug	Sep	
Days of Operation	19	20											20
Sanford	288	289											289
Lake Mary	86	90											88
Longwood	75	79											77
Altamonte Springs	151	170											161
Maitland	18	18											18
Winter Park/Amtrak	357	360											359
AdventHealth	301	295											298
LYNX Central Station													
Church Street Station													
Orlando Health/Amtrak	42	44											43
Sand Lake Road	439	490											465
Meadow Woods	104	107											106
Tupperware	16	15											16
Kissimmee Intermodal													
Poinciana	7	7											7
Total - All Stations	1,884	1,964											1,924
Percent change from FY 24 to FY 25	8%	13%											6%



LYNX CONNECTIVITY

LYNX Feeder Bus Route Analysis (Phase II Routes)

LINK	October		Change	% Change
	FY24	FY25		
18	22,246	20,056	(2,190)	-10%
418	4,529	6,526	1,997	44%
155	693	798	105	15%
306	2,570	1,978	(592)	-23%
604*	118	212	94	80%
831*	803	881	78	10%

* NeighborLink Ridership reporting is recorded from the farebox beginning October 2023.

LYNX Sand Lake SunRail to Airport Average Daily Ridership

LINK	Average Daily Boardings		Change	% Change
	Oct-24	Oct-25		
11,42,111 (311)	60	95	35	58%



LYNX CONNECTIVITY

LYNX Feeder Bus Route Analysis (Phase II Routes)

LINK	November		Change	% Change
	FY24	FY25		
18	20,584	20,354	(230)	-1%
418	4,384	6,043	1,659	38%
155	620	604	(16)	-3%
306	2,079	1,909	(170)	-8%
604*	190	284	94	49%
831*	604	790	186	31%

* NeighborLink Ridership reporting is recorded from the farebox beginning October 2023.

LYNX Sand Lake SunRail to Airport Average Daily Ridership

LINK	Average Daily Boardings		Change	% Change
	Nov-24	Nov-25		
11,42,111/311	66	107	41	62%



VOTRAN CONNECTIVITY

Activity at DeBary Station	Fiscal year 2023												Annual Daily Average
	Oct-22	Nov-22	Dec-22	Jan-23	Feb-23	Mar-23	Apr-23	May-23	Jun-23	Jul-23	Aug-23	Sep-23	
Days of Operation	21	20	22	22	20	23	20	22	22	20	23	20	255
Total Monthly Ridership	752	662	734	690	446	514	693	755	521	720	622	695	7,804
Avg Daily Ridership	36	33	33	31	22	22	35	34	24	36	27	35	31

Activity at DeBary Station	Fiscal year 2024												Annual Daily Average
	Oct-23	Nov-23	Dec-23	Jan-24	Feb-24	Mar-24	Apr-24	May-24	Jun-24	Jul-24	Aug-24	Sep-24	
Days of Operation	22	21	20	22	21	21	22	22	20	22	22	20	255
Total Monthly Ridership	708	604	573	422	467	634	515	555	546	676	508	548	6,756
Avg Daily Ridership	32	29	29	19	22	30	23	25	27	31	23	27	26

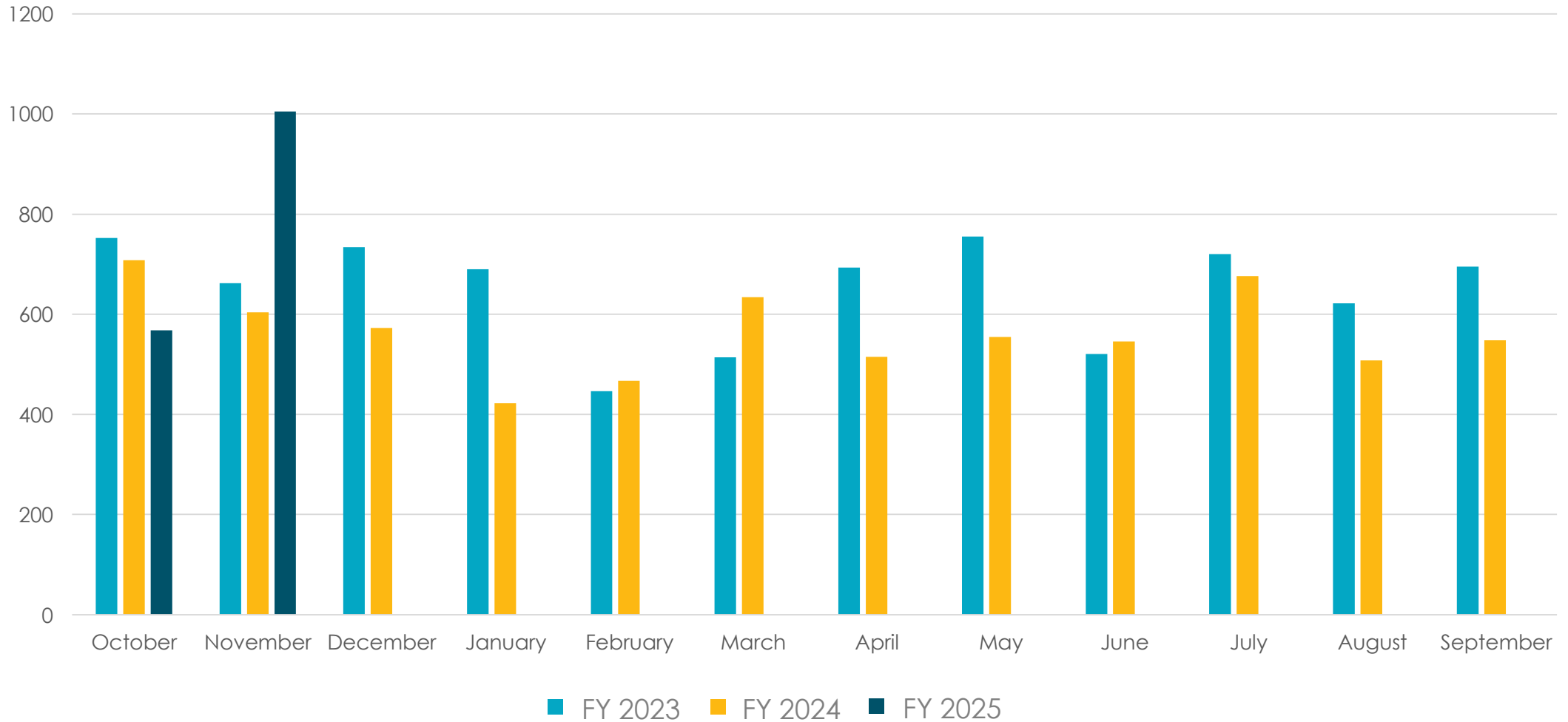
Activity at DeBary Station	Fiscal year 2025												Annual Daily Average
	Oct-24	Nov-24	Dec-24	Jan-25	Feb-25	Mar-25	Apr-25	May-25	Jun-25	Jul-25	Aug-25	Sep-25	
Days of Operation	22	20											42
Total Monthly Ridership	568	1,005											1,573
Avg Daily Ridership	26	50											37

Note: SunRail service was suspended 10/8/24 through 10/11/24 due to Hurricane Milton and Votran Service was suspended 10/10/24.
YTD: 19.8% decrease compared to same period last year





VOTRAN SUNRAIL CONNECTIVITY





VORIDE-SUNRAIL CONNECTIVITY

VoRide On-Demand Service - Average Daily Boardings & Alightings at Volusia County Stations

Activity at Stations	Fiscal year 2024												Annual Daily Average
	Oct-23	Nov-23	Dec-23	Jan-24	Feb-24	Mar-24	Apr-24	May-24	Jun-24	Jul-24	Aug-24	Sep-24	
Days of Operation	0	0	0	0	0	0	22	22	20	22	22	20	128
Total Monthly Ridership- DeBary	-	-	-	-	-	-	15	14	12	9	15	6	71
Total Monthly Ridership- DeLand	-	-	-	-	-	-	-	-	-	-	23	58	81
Total Monthly Ridership- Both Stations	-	-	-	-	-	-	15	14	12	9	38	64	152
Avg Daily Ridership	-	-	-	-	-	-	1	1	1	0	2	3	1

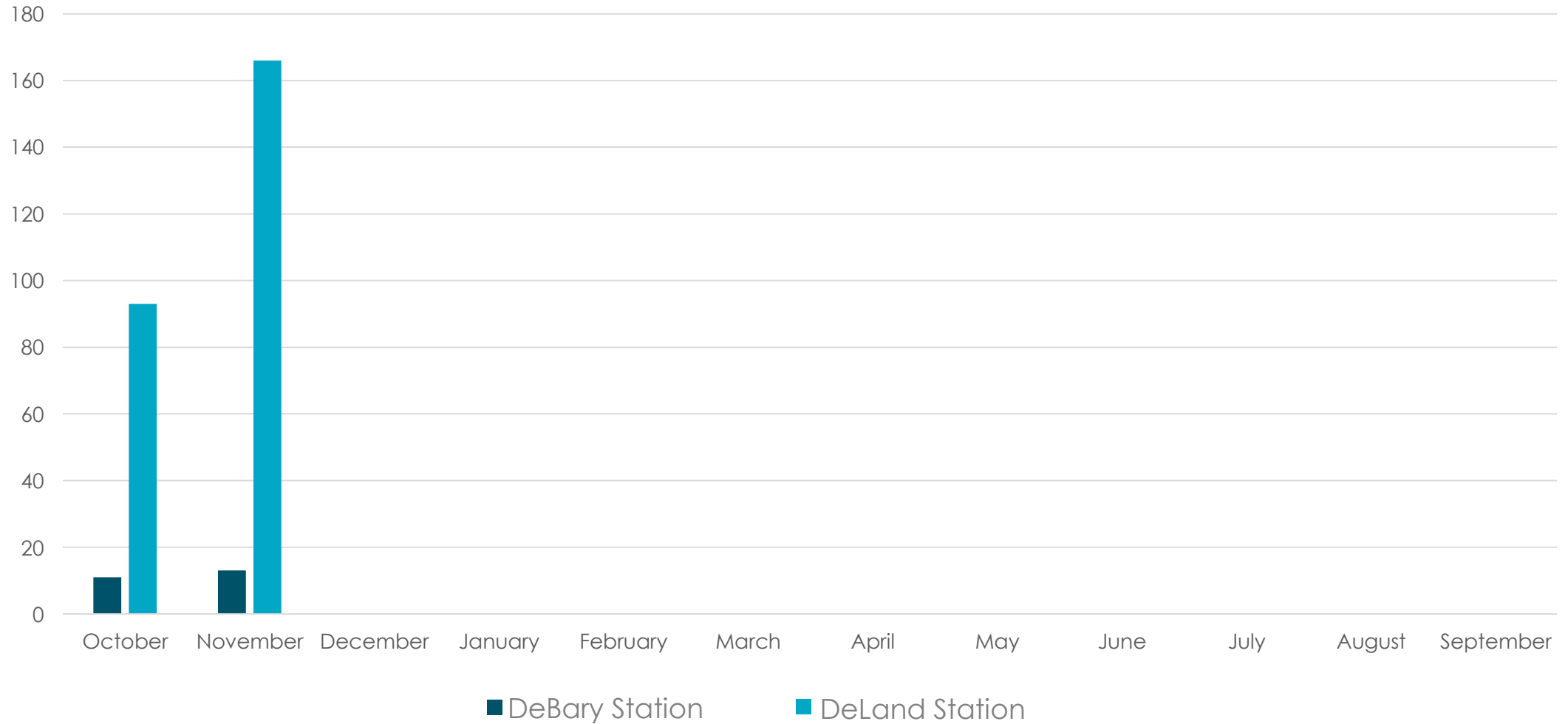
Activity at Stations	Fiscal year 2025												Annual Daily Average
	Oct-24	Nov-24	Dec-24	Jan-25	Feb-25	Mar-25	Apr-25	May-25	Jun-25	Jul-25	Aug-25	Sep-25	
Days of Operation	22	20											42
Total Monthly Ridership- DeBary	11	13											24
Total Monthly Ridership- DeLand	93	166											259
Total Monthly Ridership- Both Stations	104	179											283
Avg Daily Ridership	5	9											7

Note: Despite VoRide operating on Saturdays, Days of Operation only includes weekdays as the train only operates weekdays.





VORIDE - SUNRAIL CONNECTIVITY- FY 2025





DELAND SUNRAIL CIRCULATOR SUNRAIL CONNECTIVITY

Votran DeLand SunRail Circulator Average Daily Boardings

Activity at DeLand Station	Fiscal year 2024												Annual Daily Average
	Oct-23	Nov-23	Dec-23	Jan-24	Feb-24	Mar-24	Apr-24	May-24	Jun-24	Jul-24	Aug-24	Sep-24	
Days of Operation	0	0	0	0	0	0	22	22	20	22	15	19	34
Total Monthly Ridership	-	-	-	-	-	-	-	-	-	-	289	328	617
Avg Daily Ridership	-	-	-	-	-	-	-	-	-	-	19	17	18

Note, service began August 12, 2024 coinciding with the grand opening of the DeLand SunRail Station.

Note, service was suspended on Sept. 26, 2024 due to Hurricane Helene on this route only.

Activity at DeLand Station	Fiscal year 2025												Annual Daily Average
	Oct-24	Nov-24	Dec-24	Jan-25	Feb-25	Mar-25	Apr-25	May-25	Jun-25	Jul-25	Aug-25	Sep-25	
Days of Operation	21	20											41
Total Monthly Ridership	341	403											744
Avg Daily Ridership	16	20											18

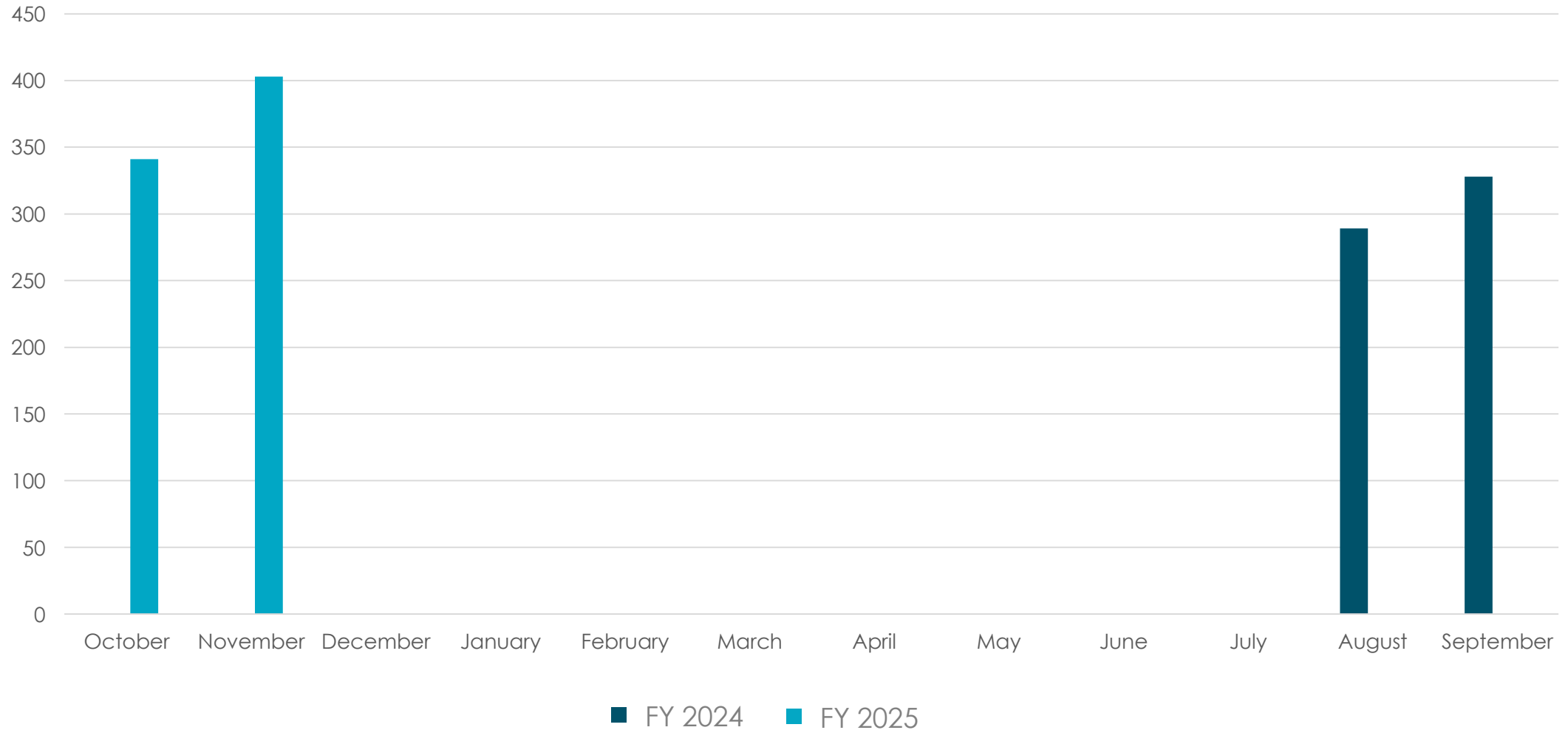
Note, this route was suspended Oct. 8 - 11, 2024 due to Hurricane Milton

Note, service began August 12, 2024, coinciding with the grand opening of the DeLand SunRail Station.





DELAND SUNRAIL CIRCULATOR SUNRAIL CONNECTIVITY





SUNRAIL TRANSITION UPDATE

John Booker



COMMITTEE MEMBER COMMENTS



A. Election of Officers

ACTION
ITEMS





NEXT MEETING

FEBRUARY 12, 2025, 2:00 PM

Lynx Central Station

Administration building

Open Space Room

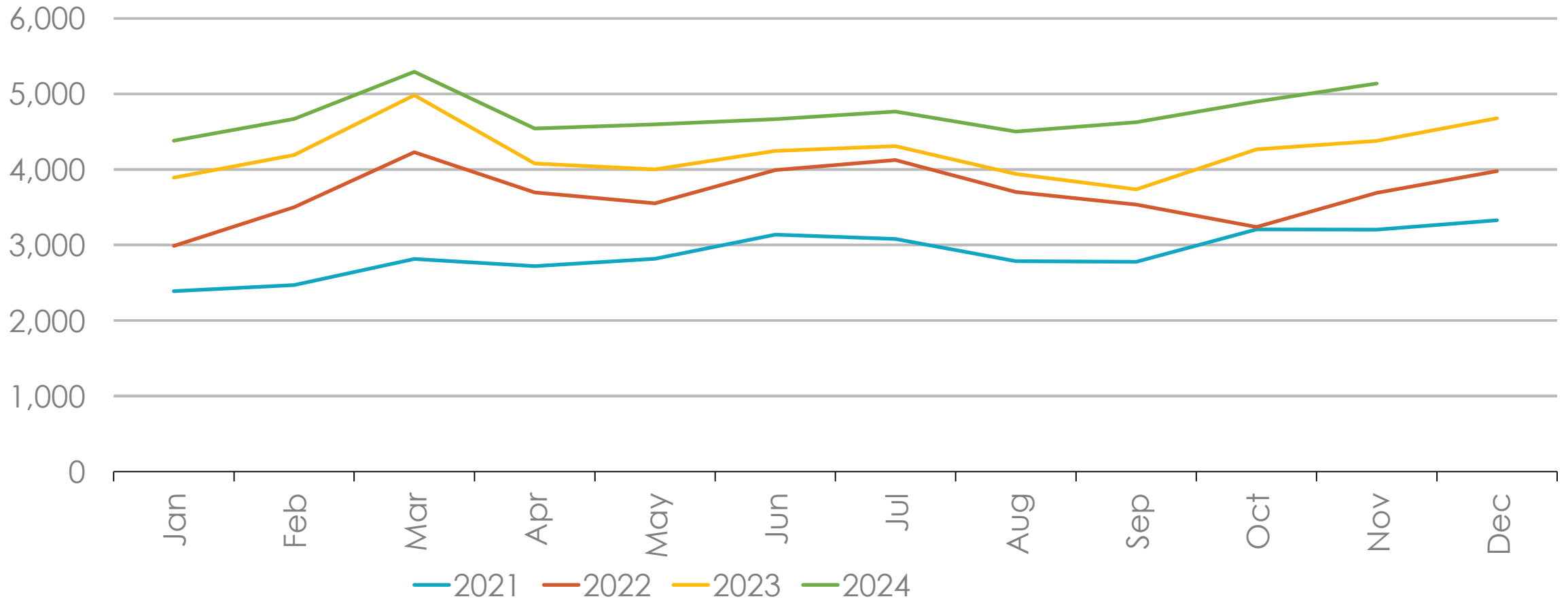


SUPPORTING CHARTS AND DATA



AVERAGE DAILY RIDERSHIP

OCT - NOV AVERAGE – 5,020

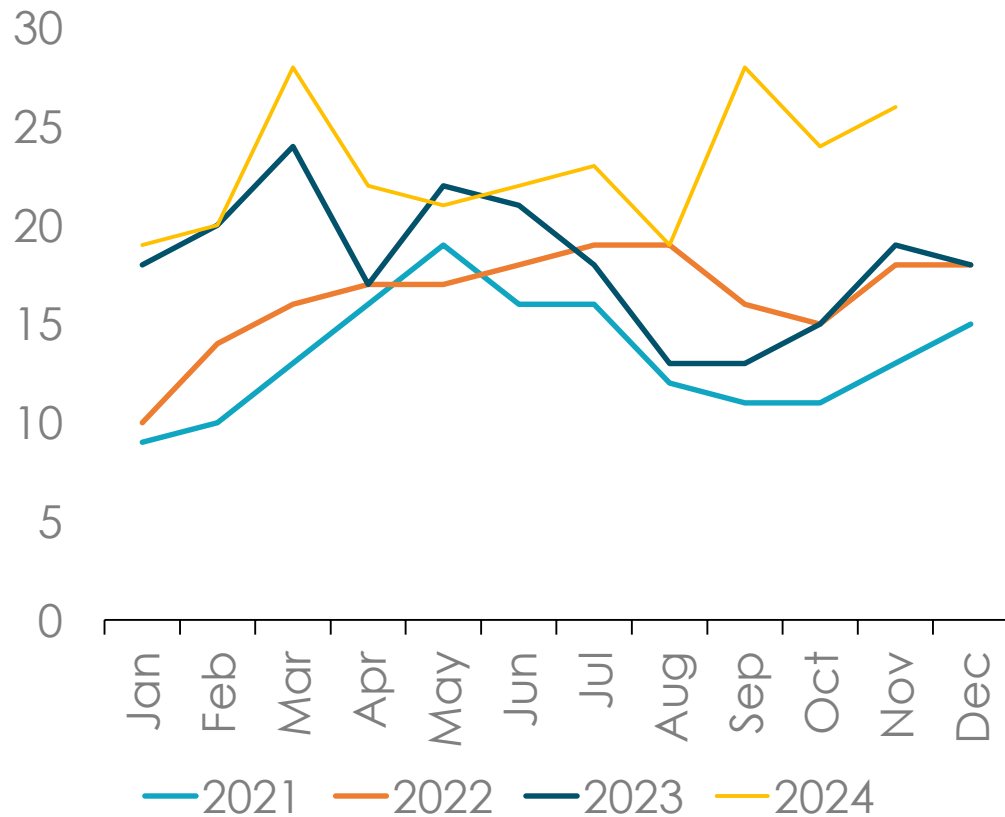




ONBOARD STATS

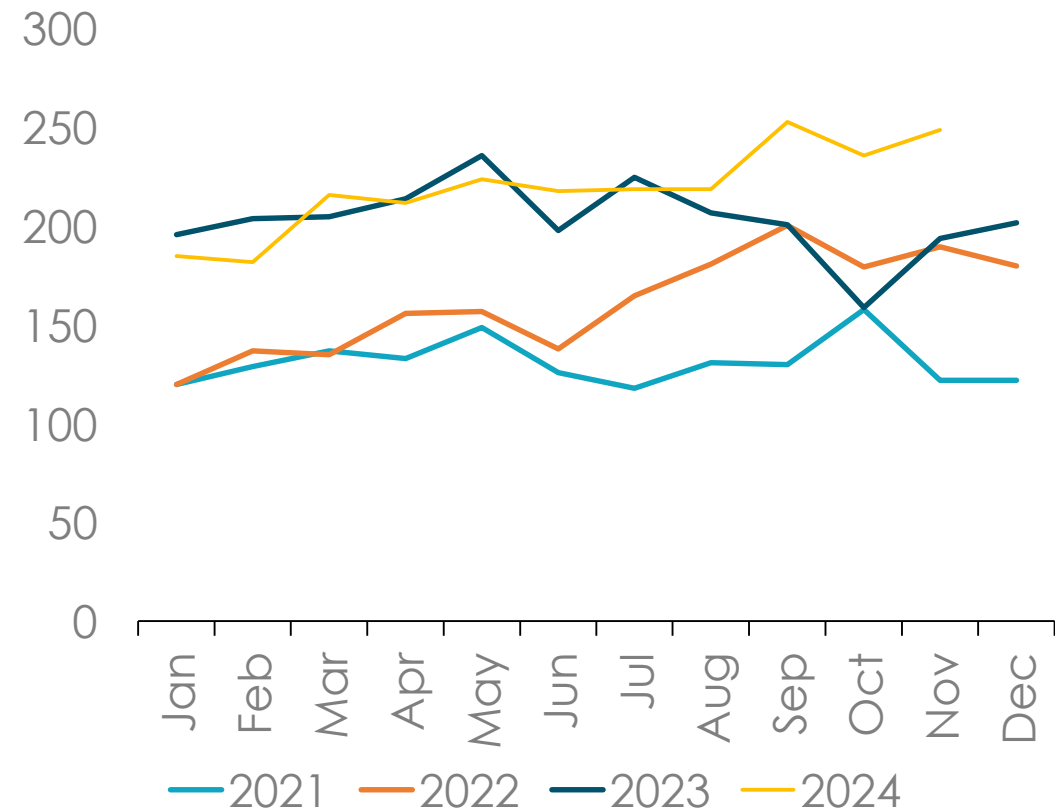
ADA

Oct - Nov '24 Average: 25



BICYCLE

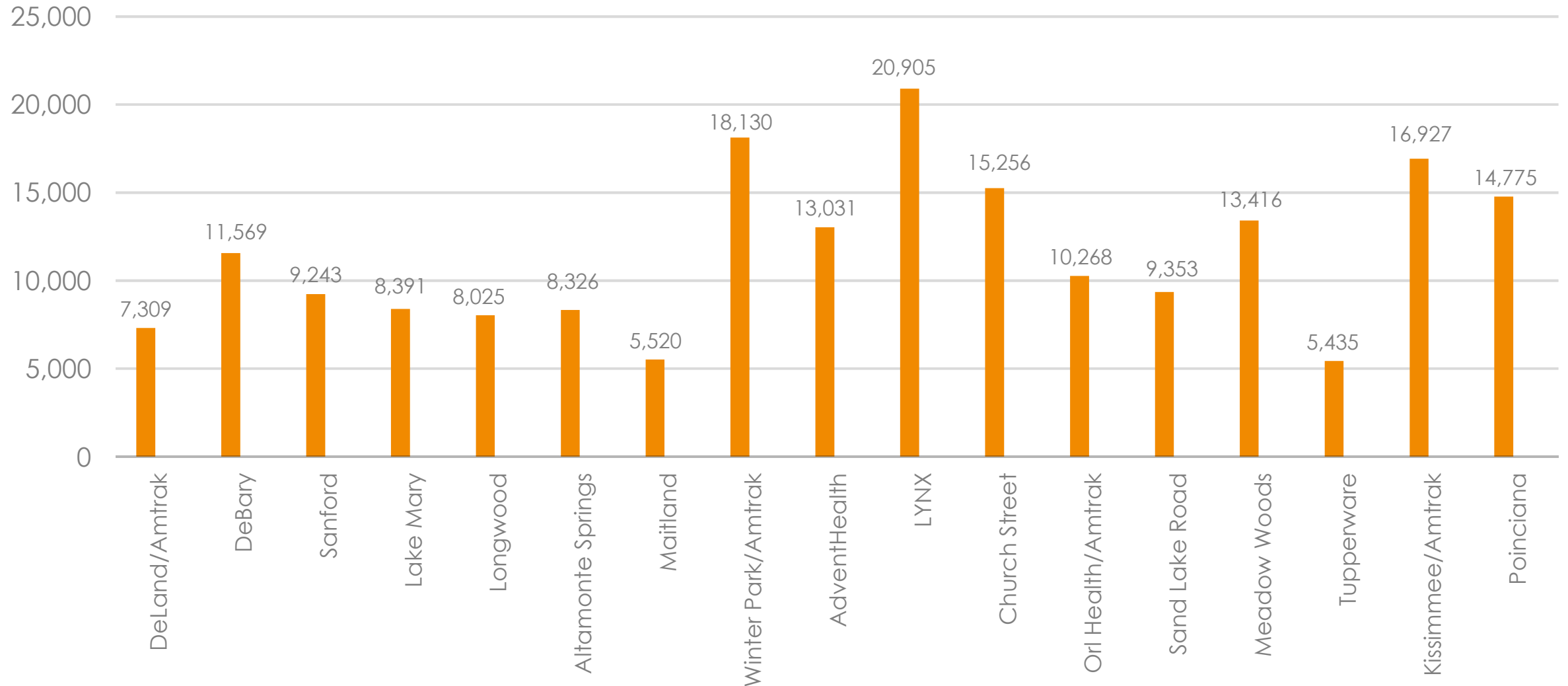
Oct - Nov '24 Average: 243





BOARDING BY STATION

RIDERSHIP OCT - NOV 2024

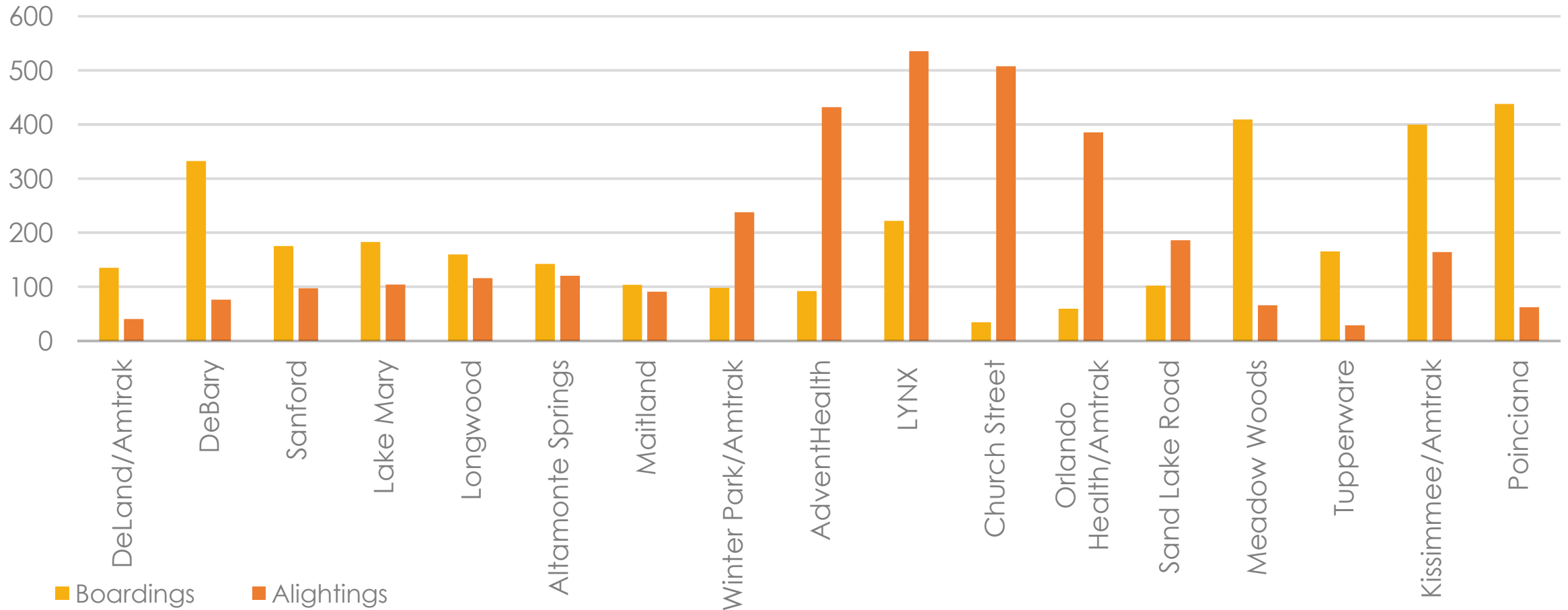




BOARDING & ALIGHTINGS

OCT - NOV 2024

AM PEAK
5:45AM - 8:45AM (NB FROM POINCIANA)

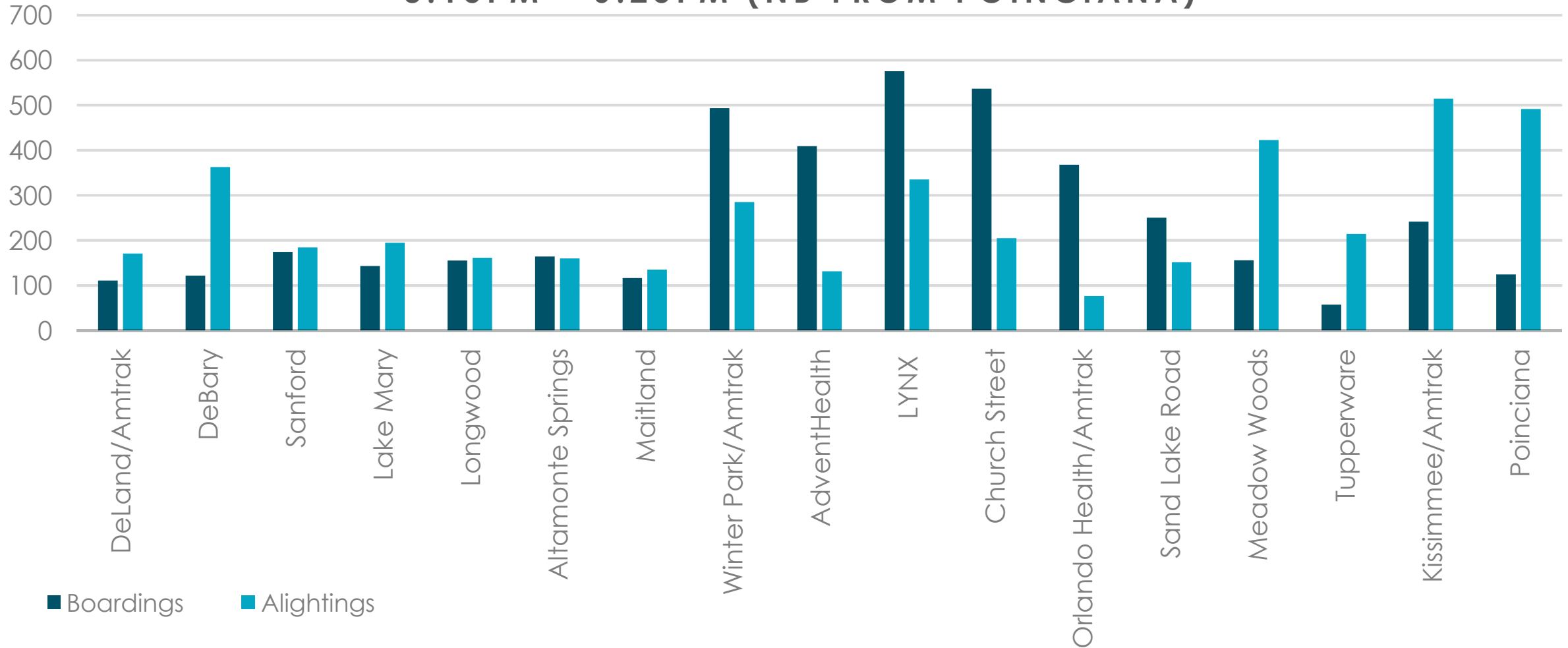




BOARDING & ALIGHTINGS

OCT - NOV 2024

PM PEAK
3:15PM - 6:25PM (NB FROM POINCIANA)

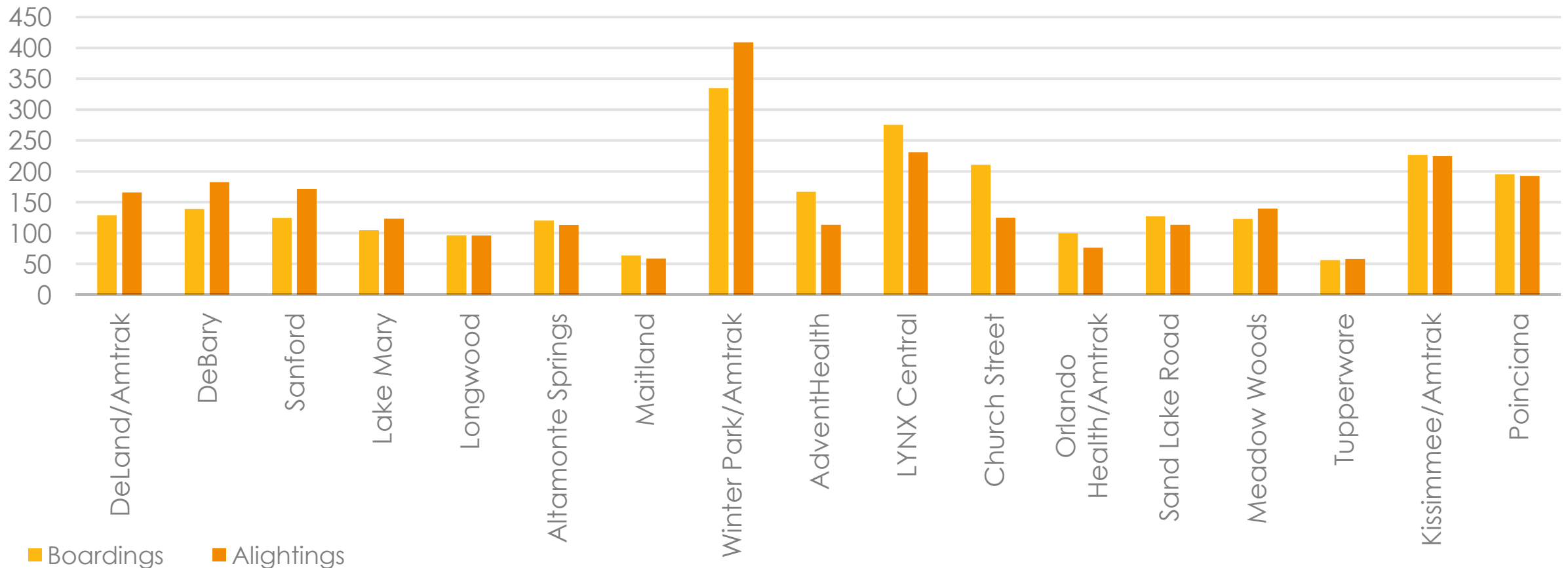




BOARDING & ALIGHTINGS

OCT - NOV 2024

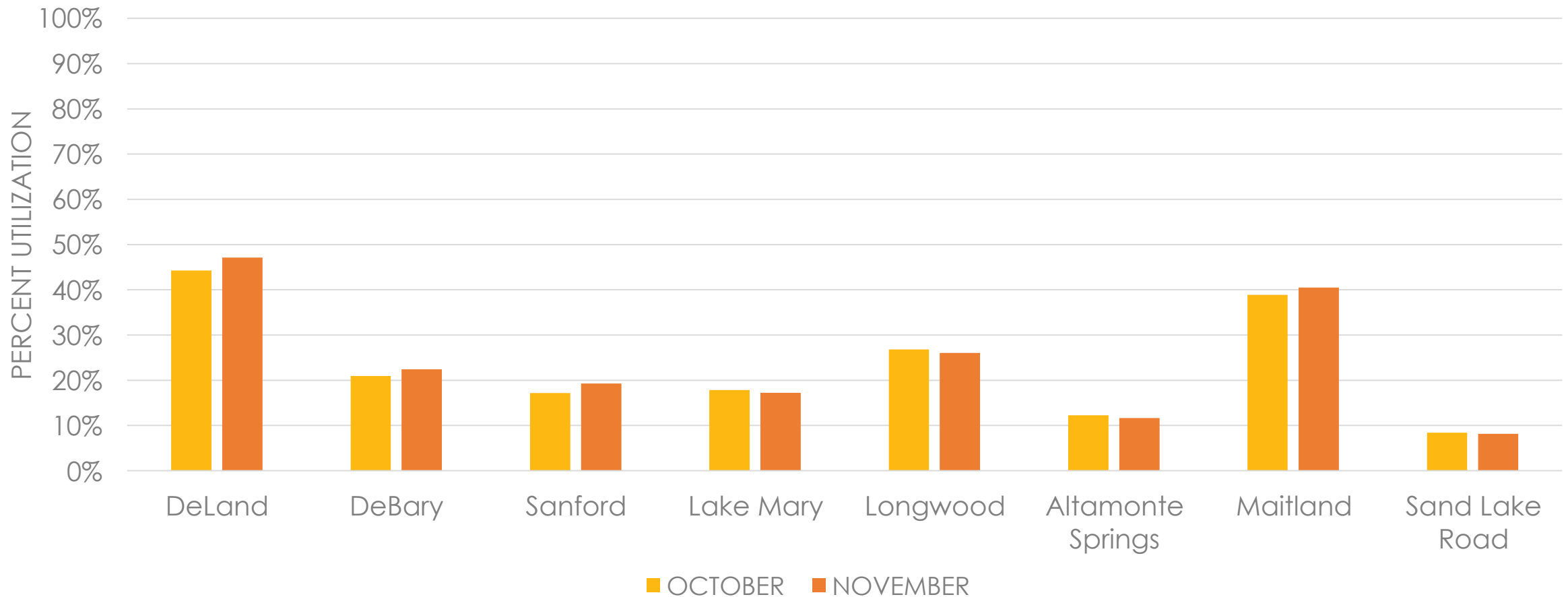
OFF PEAK
10:45AM – 2:45PM; 7:25PM – 9:55PM (NB FROM POINCIANA)





IOS STATION PARKING

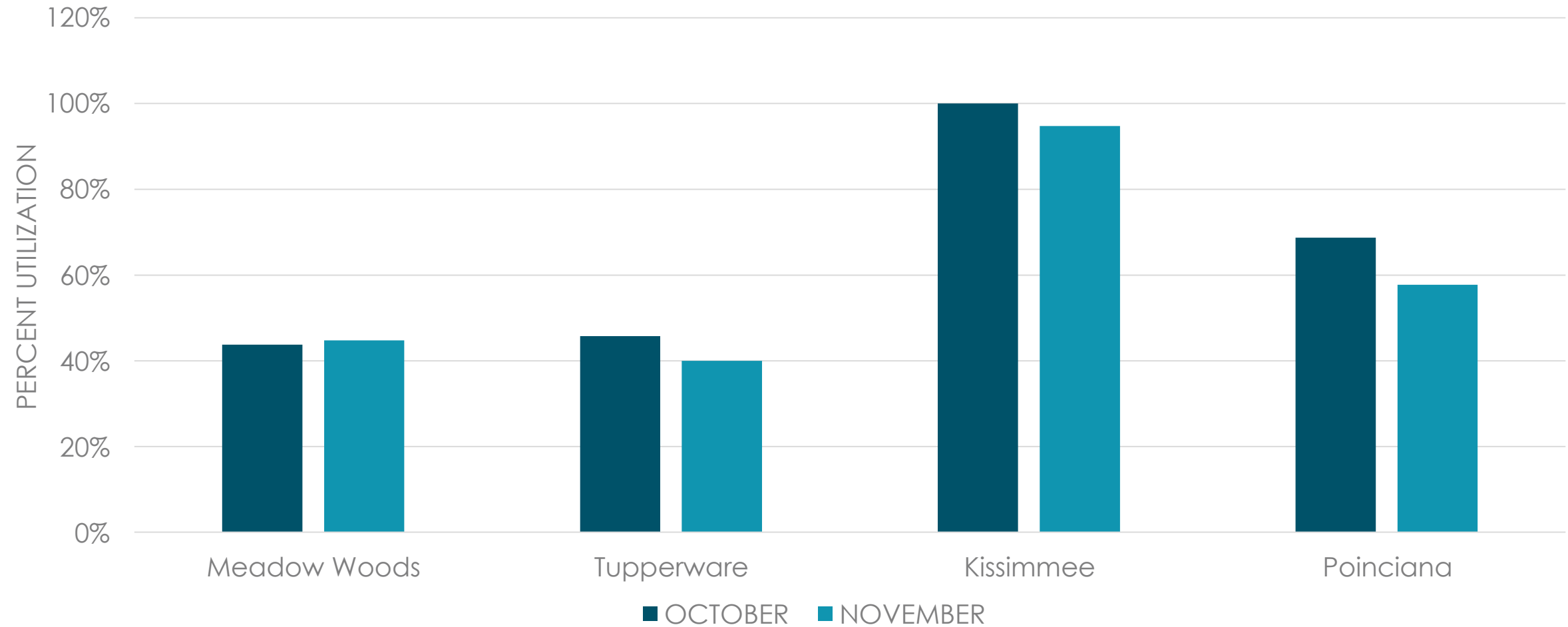
OCT - NOV 2024





SOUTHERN EXPANSION STATION PARKING

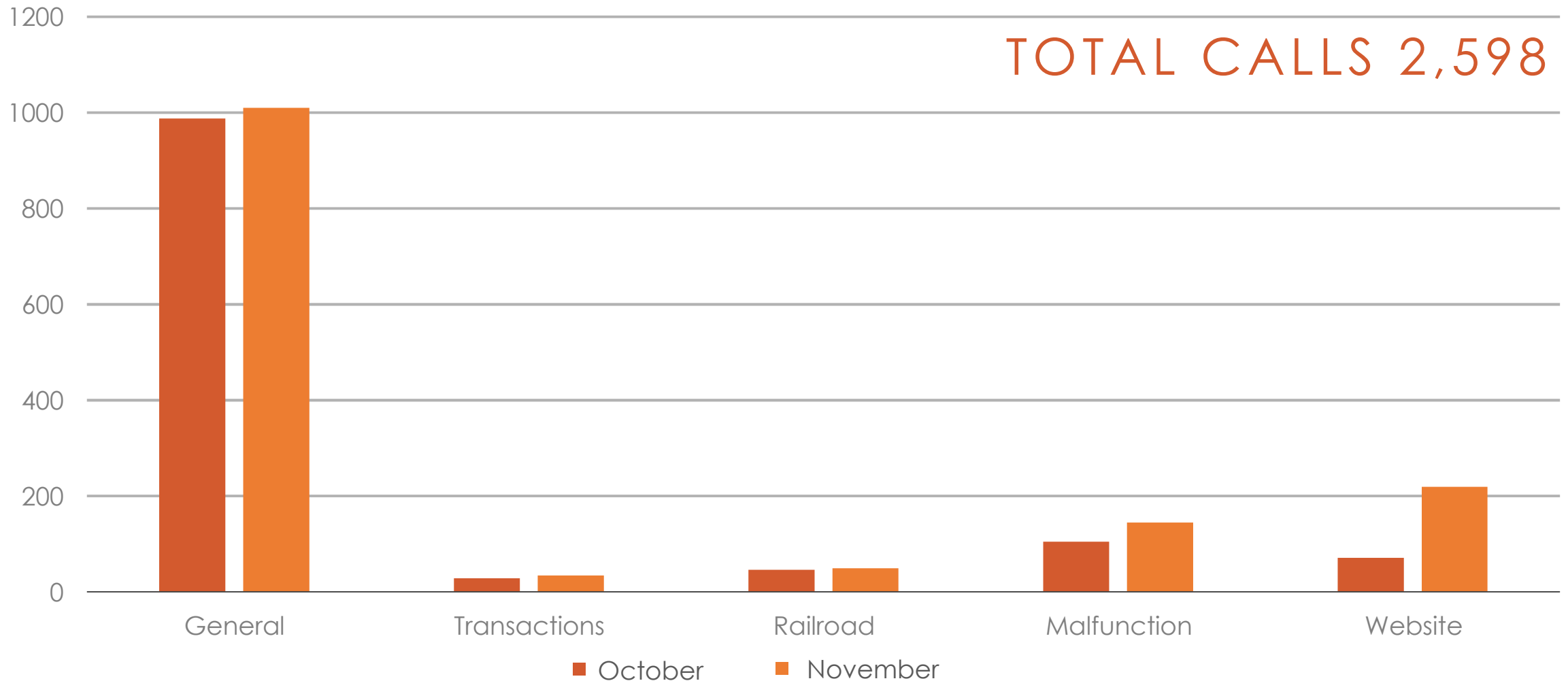
OCT - NOV 2024





CUSTOMER SERVICE CALLS

OCT - NOV 2024





TRAIN PERFORMANCE DETAIL

OCT - NOV 2024

TRAIN PERFORMANCE OVERVIEW	Trains	Percentage
On-Time	1,433	89.6%
Late	162	10.2%
Annulled	5	0.3%
Total Trains Operated	1,600	100.0%

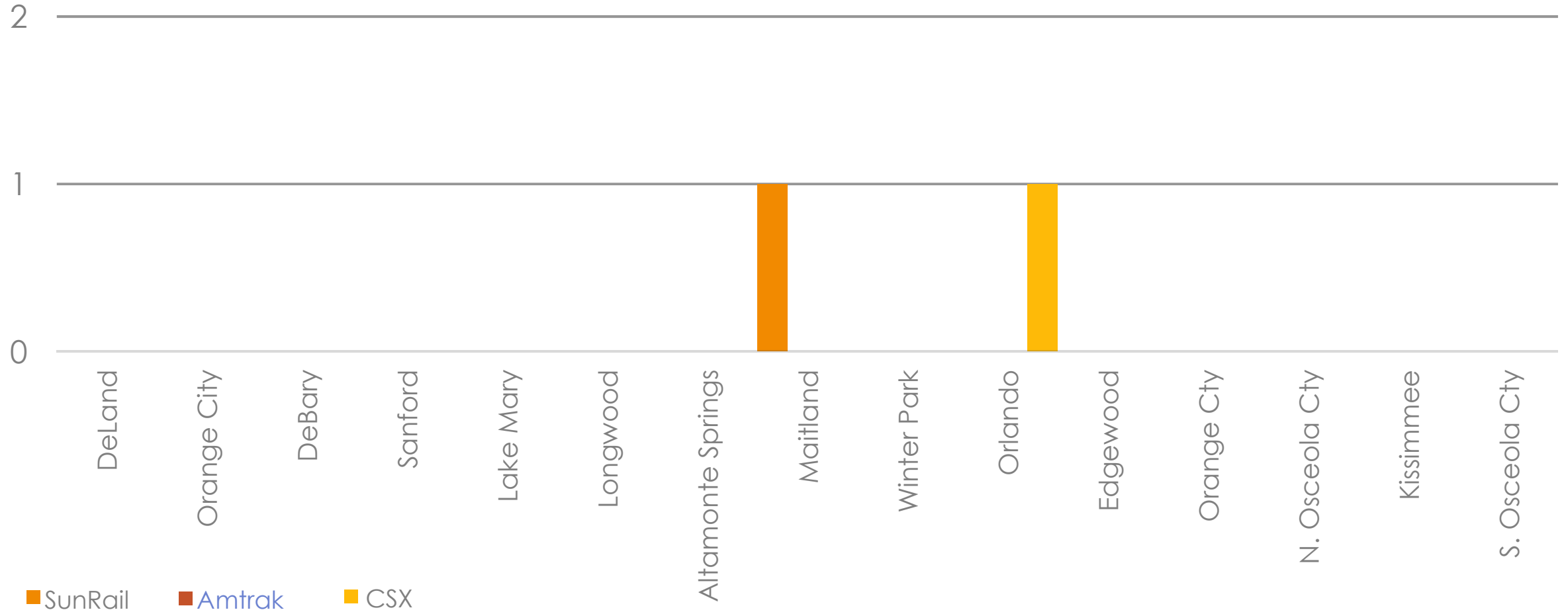
PERFORMANCE DETAIL	Days	Trains	Percentage
Maintenance of Way	14	36	2.3%
Mechanical	12	14	0.9%
Other	3	3	0.2%
Passengers	14	18	1.1%
Signals & Components	15	37	2.3%
Train Interference	16	35	2.2%
Trespasser/Grade Crossing/Near Misses	9	19	1.2%
Weather	2	5	0.3%
Total (Rounded)		167	10.4%

Note: Only categories with a value greater than zero are displayed and rounded to one decimal.



REVENUE INCIDENTS BY CITY/COUNTY

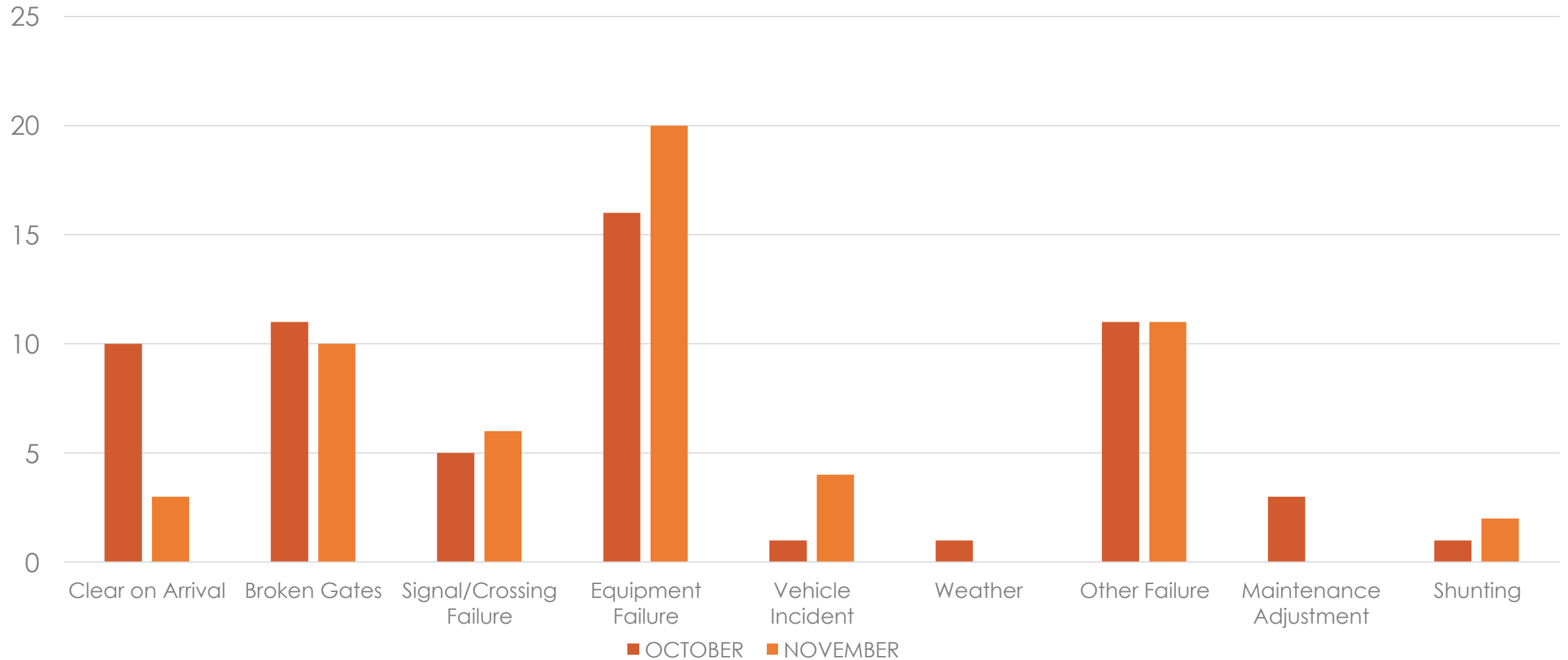
OCT - NOV 2024





CFRC SIGNAL SYSTEM INCIDENTS

OCT - NOV 2024





QUIET ZONES

JURISDICTION	STATUS
Edgewood	Quiet Zone Established
Orange County	Quiet Zone Established Additional Quiet Zone Locations – Taft-Vineland Rd – In-service testing complete awa
Maitland	Quiet Zone Established
Winter Park	Quiet Zone Established
Seminole County	Quiet Zone Established
City of Orlando	Quiet Zone Established
City of Kissimmee	Quiet Zone Established