



TECHNICAL ADVISORY COMMITTEE

JUNE 11, 2025





Central Florida Commuter Rail Commission

Technical Advisory Committee

Date: June 11, 2025
Time: 2:00 p.m.
Location: LYNX Central Station
2nd Floor Open Space Room
455 North Garland Avenue
Orlando, Florida 32801

PLEASE SILENCE CELL PHONES

- I. Call to Order and Pledge of Allegiance**
- II. Confirmation of Quorum**
- III. Chair's Remarks**
- IV. Approvals**
 - a. April 9, 2025, Meeting Minutes Approval
- V. Public Comments**
- VI. Reports**
 - a. Agency Update – David Cooke, Rail Administration Manager
 - b. Bus Connectivity
 - i. LYNX – Bruce Detweiler
 - ii. Votran – Bobbie King



Central Florida Commuter Rail Commission

Technical Advisory Committee

VII. Informational Items

VIII. Committee Member Comments

X. Next Meeting

- a. Next Meeting – July 9, 2025 at 2:00 p.m. LYNX Open Space Room

XI. Adjournment

Public participation is solicited without regard to race, color, national origin, age, sex, religion, disability or family status. Persons who require accommodations under the Americans with Disabilities Act or persons who require translation services (free of charge) should contact Roger Masten, FDOT/SunRail Title VI Coordinator 801 SunRail Dr. Sanford, FL 32771, or by phone at 321-257-7161, or by email at roger.masten@dot.state.fl.us at least three business days prior to the event.

Technical Advisory Committee Meeting

April 9, 2025
2:00 p.m.
LYNX Central Station

Attendees

Sarah Larsen, Metroplan Orlando Tanya Wilder, Orlando Jacob Lujan, Altamonte Springs Miten Patel, Sanford Renzo Nastasi, Orange County Bobbie King, Volusia County Bruce Detweiler, LYNX	David Cooke, FDOT Ryan Mahler, FDOT Michael Carman, SunRail Sandra Gutierrez, SunRail Kim Hymes, SunRail Regina Cargill, Evolve
--	--

Minutes

The meeting was called to order by Chair Tanya Wilder at 2:02 p.m.

Pledge of Allegiance

Quorum was not met, therefore could not approve the minutes. This item will be deferred until the next meeting.

Announcements

- None

Action Item:

- None

Public Comment:

- No public comments.

Agency Update:**Presenter:** David Cooke

- The average daily ridership in March was 5,982 riders. The big increase was due to Spring Break, and it follows the pattern we've had in the past. It's about a 13% increase year over year.
- Our average ADA ridership was at 31 a day, and our bicycles were over 260 a day. A big increase in the ridership for the bicycles.
- Our boardings by station, with spring here and the events going on this time of year, it's no surprise that Winter Park was our leading station destination due to the Winter Park Sidewalk and Arts Festival, followed by LYNX and Kissimmee.
- Our on-time performance did suffer this month. We were just under 80%. Some of this was due to that high ridership that occurred during Spring Break. We are still working on some opportunities to get that on time performance back up. Goal = 95%; Actual = 79.88%; Contract = 97.62.
- Above Average – On Time 3 Days; 21 Operating Days; Ran 840 Trains
- This is the actual FDOT budget for the year and still reporting under the state fiscal year. A couple of items just to bring your attention to – the Department is still working to get the fare collection, Wi-Fi, and APC counters systems into final acceptance so we can begin the invoicing for the ongoing maintenance with those items. You will soon see those numbers starting to come back up.
- Our fare box revenue is down about \$200,000 to date. Some of this is due to fare evasion that we've had, especially early on. We are increasing our efforts in making sure that people have tickets on board the train. Look for that to come up as well.
- Our Amtrak usage is up considerably, which is good, and our CSX revenue is slightly down. Some of that's due to the AAR index reporting that has lowered some of that revenue.
- At our last meeting, we talked about our capital budget and those projects and where that capital investment goes to. This is for the current fiscal year for the Local Funding Partners. We are looking at a nine-month period from January through September of this year. We discussed some of those projects, but this gives you a little better idea with the numbers that go along with those projects. Under Communication Systems, we have the dispatch and closed-circuit TV replacement and then under Rolling Stock we have ongoing maintenance and the seat replacement program. You will start seeing that seat changeout on some of the passenger cars moving forward. As well as under our Signal Systems, we will be replacing some of our grade crossing gates and electric locks down at Donegan Ave. Our battery backups are being replaced as well. You can look through the list of projects in your packet. Again, that's just for the nine-month period I mentioned earlier.
- Our upcoming fiscal year, which is for the Local Funding Partners, will be the tentative budget next year. We have broken that out as well with some of those improvements shown per type or category of improvement.
- Continuing with our track and civil work, our rail replacements at various locations, a bridge replacement at MP 764.0 which spans three tracks at the entrance to the VSMF as well as some of our rolling stock work. This includes replacing those operating motors on the doors, repainting and repairing some of the windshields, and the HEP replacements. That's our Head Engine Power.
- We are also looking at rebuilding some of those locomotive motors as well. That's where some of that State of Good Repair (SOGR) funding is being used.
- This does align with the tentative budget that was presented to the Commission last month.
- **Tanya Wilder:** I appreciate you presenting this and unearthing some of this information because I think that what the group wanted was more of the details.
- **David Cooke:** The last slide just has the five-year capital plan, which includes projections out for those outer years. One thing we had talked about last month as well with some of those other

investments that are being paid for through the Department and through the Florida Rail Enterprise (FRE). This includes the Maitland Bridge replacement and that single track section, as well as our CRISI grant for some of the grade crossing and trespassing safety improvements. Our Maintenance of Way (MOW) project is to construct a new emergency access road between Tupperware and Meadow Woods. Again, all of these projects are being paid for through the FRE and are not part of what the Local Funding Partners would be paying for.

Votran Bus Connectivity

Presenter: Bobbie King

- The first slide is the feeder bus service to the DeBary station. We're averaging 47 in the month of March daily transfers, which is a little bit down from February.
- The second slide is our micro transit service that serves both the DeBary and DeLand stations. It's an on-demand service. We are seeing around 188 riders using the micro transit service, a little bit less in DeBary because we have that feeder bus service in place there. We have a different model for DeLand, so the ridership is a lot more usage of the micro transit for that station. We do have a change that was made in late February, and we'll be able to report on some of that as we go forward.
- We have what we call a circulator for the DeLand area and originally started out in a paratransit style vehicle. It was only running from 12:30 p.m. to 7:30 p.m. daily. We just recently switched it to a full-size bus running all day. The month of March was our first month of being able to present any ridership. It was like the half day ridership that we were having on the smaller bus, but it's just getting started. Expect that those numbers will continue to go up, but we are seeing about average daily ridership of 20 on and off at that station and some days are 50 plus to 60 people a day. Oddly, other days are ten. The average is a big swing. Overall, the route that serves this station is doing very well, so we do expect those numbers to continue to go up.


Committee Member Comments

- **Tanya Wilder:** Sarah Larsen and I attended a MetroPlan workshop/summit where there were a lot of elected officials that serve on the MetroPlan board. Sarah and her team talked about various scenarios for the MTP for 2050.
- **Sarah Larsen:** Today was our 2050 Metropolitan Transportation Plan (MTP) Summit where we talked about possible future funding scenarios. We got together with our board and all our advisory committees – our Citizens Advisory Committee, Municipal Advisory Committee, Technical Advisory Committee and our Transportation System Management and Operations (TSMO) Advisory Committee and discussed possible funding scenarios based off what we have currently and some other ones we could include, such as safety. There was a suggestion for rail specifically outside of transit. We are going to continue those conversations tomorrow. Our technical workshop is in the afternoon at 2:00 p.m. If you would like to attend, it's virtual and you can provide feedback. You'll get a summary of the activity we did today, talking about brainstorming different funding scenarios, and then this conversation will continue. We'll have a second draft of funding scenarios going to our board committees in the May/June timeframe, and then we are looking to get a finalized funding scenario for the 2050 MTP sometime in June/July.

- **Tanya Wilder:** I know you have the TPO for Volusia, but it's a regional organization; transit is important and falls underneath the umbrella of transportation. With the Local Funding Partners now taking over the system and completely the O&M into the future, we are doing our due diligence in looking to see if there's an opportunity to get some funding from FTA under MetroPlan. That could be a vehicle, but that's also still in the horizon. Wanted to share this information with everyone.
- **Sarah Larsen:** I took pictures of the capital projects list. I'm going to send that back to the MPO teams because there are definitely some unfunded needs.

Next meeting is scheduled for May 14, 2025, at 2:00 p.m., Lynx Central Station, Administration Building, Open Space Room

Meeting adjourned at 2:20 p.m.



PLEDGE OF ALLEGIANCE

(Please Stand)

I pledge allegiance to the Flag of the United States of America, and to the Republic for which it stands, one Nation under God, indivisible, with liberty and justice for all.

TITLE VI



This meeting, project, or study is being conducted without regard to race, color, national origin, age, sex, religion, disability or family status. Persons wishing to express their concerns relative to FDOT compliance with Title VI may do so by contacting:

Esta reunión, proyecto o estudio se lleva a cabo sin distinción de raza, color, origen nacional, edad, sexo, religión, discapacidad o estado familiar. Las personas que deseen expresar sus inquietudes relativas al cumplimiento del Título VI por parte del FDOT pueden hacerlo comunicándose con:

Reyinyon, pwojè, oswa etid sa a ap fèt san konsiderasyon ras, koulè, orijin nasyonal, laj, sèks, relijyon, andikap oswa sityasyon fanmi an. Moun ki vle eksprime enkyetid yo konsènan konfòmite FDOT ak Tit VI ka fè sa lè yo kontakte:

ROGER MASTEN

SunRail Title VI Coordinator

801 SunRail Drive

Sanford, Florida 32771

Roger.Masten@dot.state.fl.us

STEFAN KULAKOWSKI

State Title VI Coordinator

605 Suwannee Street, MS65

Tallahassee, Florida 32399

Stefan.Kulakowski@dot.state.fl.us



W E L C O M E





CHAIR'S REPORT

TANYA WILDER - CITY OF ORLANDO





APPROVAL

ADOPTION OF APRIL 9, 2025, MEETING MINUTES





PUBLIC COMMENTS





AGENCY UPDATE

DAVID COOKE





ON THE FAST TRACK

Ridership Highlights

- 7 Straight Months of 100,000+ Passengers
- Ridership is 11% Over 2024
- Hosted 34 Group Rides to Date
- **Connectivity Trend** - Nearly 300 Bike Boardings Per Day





SUMMER BUSINESS & LEISURE MARKETING PROGRAMS

- **‘New Worlds Await’** promoting new LYNX 311 to MCO, Universal Epic Universe and others for employee and leisure riders
- Business outreach programs to expand commuter ridership for their employees
- Feature group rides targeting local summer camps
- Media campaign promoting small businesses within walking distance to stations
- Ride SunRail to FIFA Club World Cup coming to Orlando June and July



NEW WORLDS AWAIT

LYNX 311

- ORLANDO INTERNATIONAL AIRPORT
- ORANGE COUNTY CONVENTION CENTER
- EPIC UNIVERSE
- DISNEY SPRINGS





CONVERSION CAMPAIGN

SunRail's Conversion Campaign targets non-registered outdated SunCard holders, whose card has a remaining value, to transfer to the new ticketing system.

Campaign initiatives include:

- Digital marketing asset development - newsletters, digital banners, website sliders
- Outreach to cross promote awareness on public/private sector websites
- Social media campaigns to emphasize the importance of transitioning old SunCard values to the new system

CLAIM YOUR CASH



**Check Your Old
Card Balance
and Get \$\$\$\$**



ON-TIME PERFORMANCE

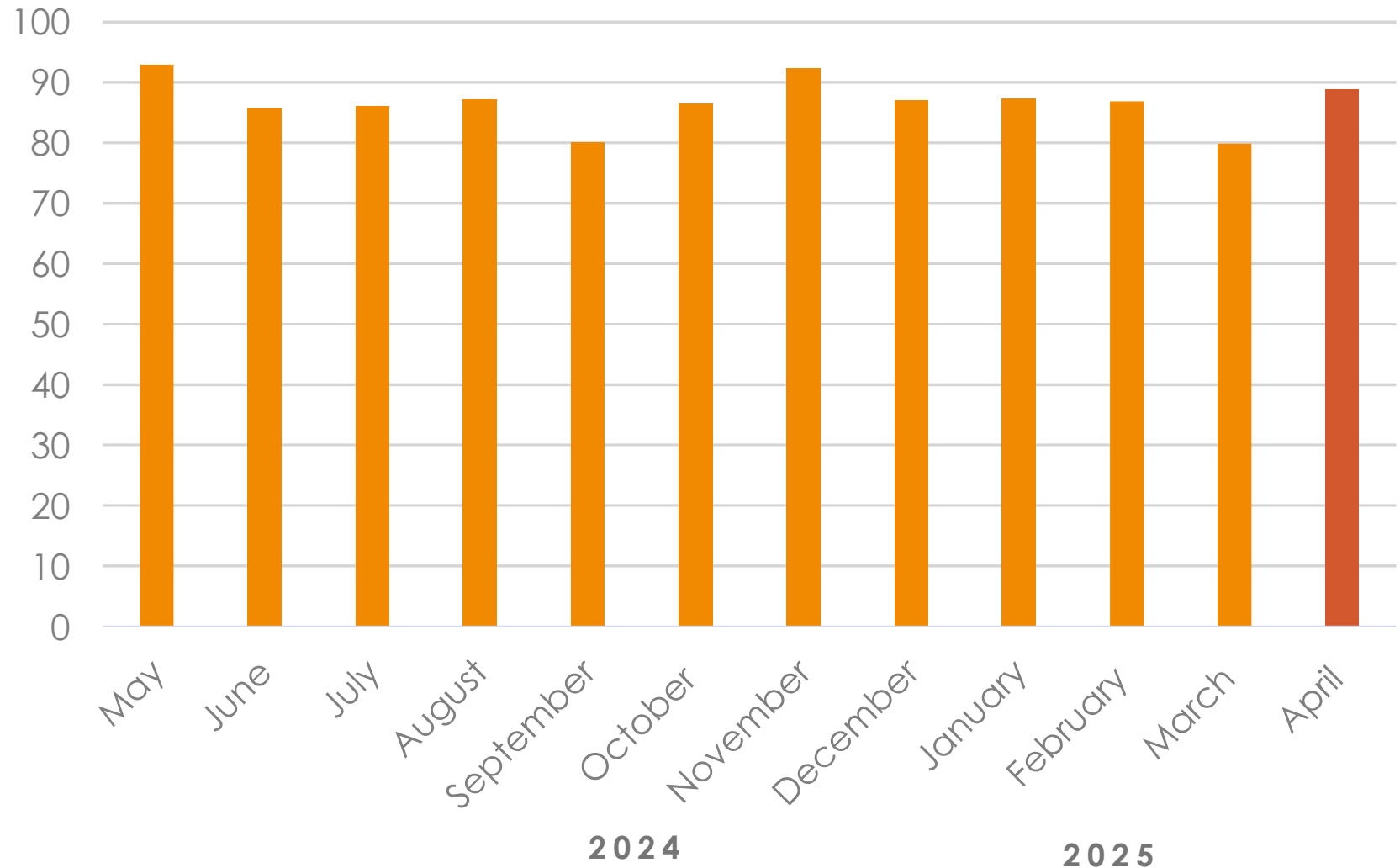
APRIL 2025

CONTRACT GOAL = 95%

CONTRACT = 97.95%

ACTUAL = 88.86%

- 22 Operating Days
- Ran 880 Trains

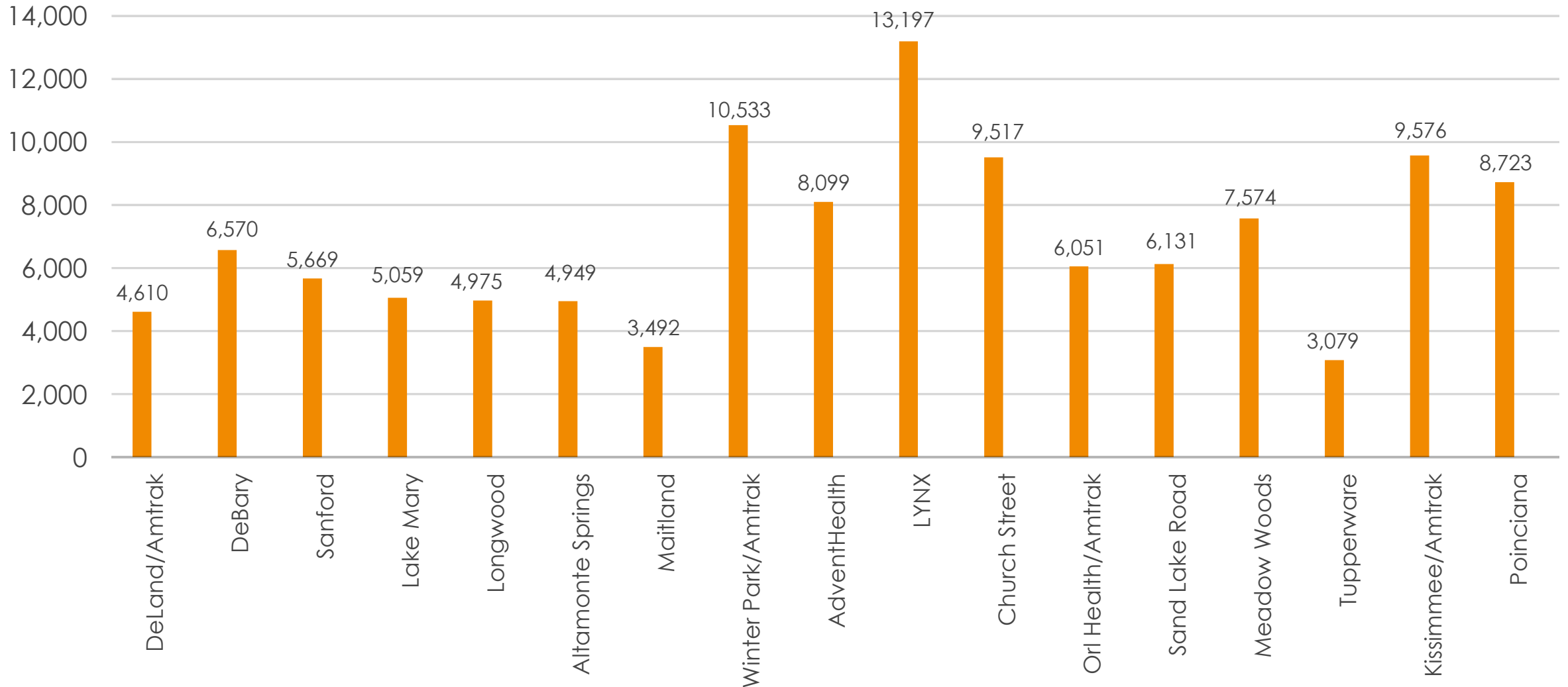




BOARDING BY STATION

RIDERSHIP APRIL 2025

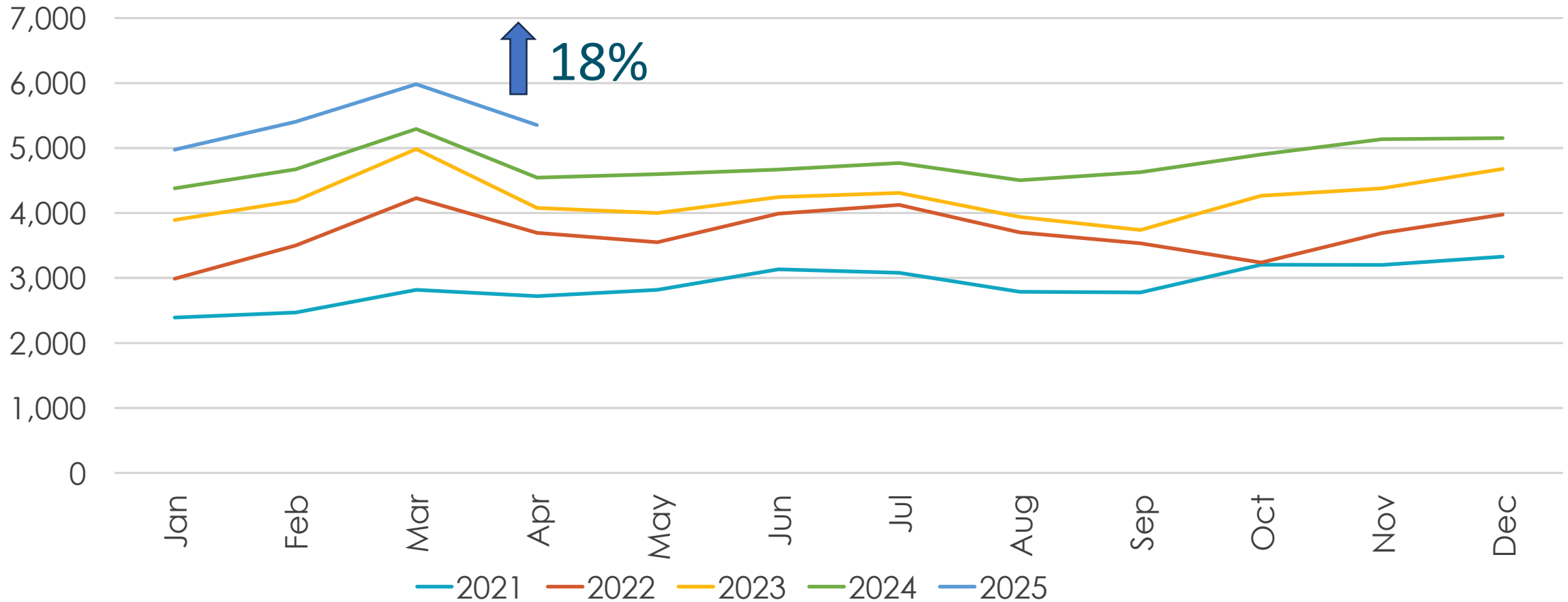
Total Ridership = 117,804





AVERAGE DAILY RIDERSHIP

April 2025 Average – 5,355

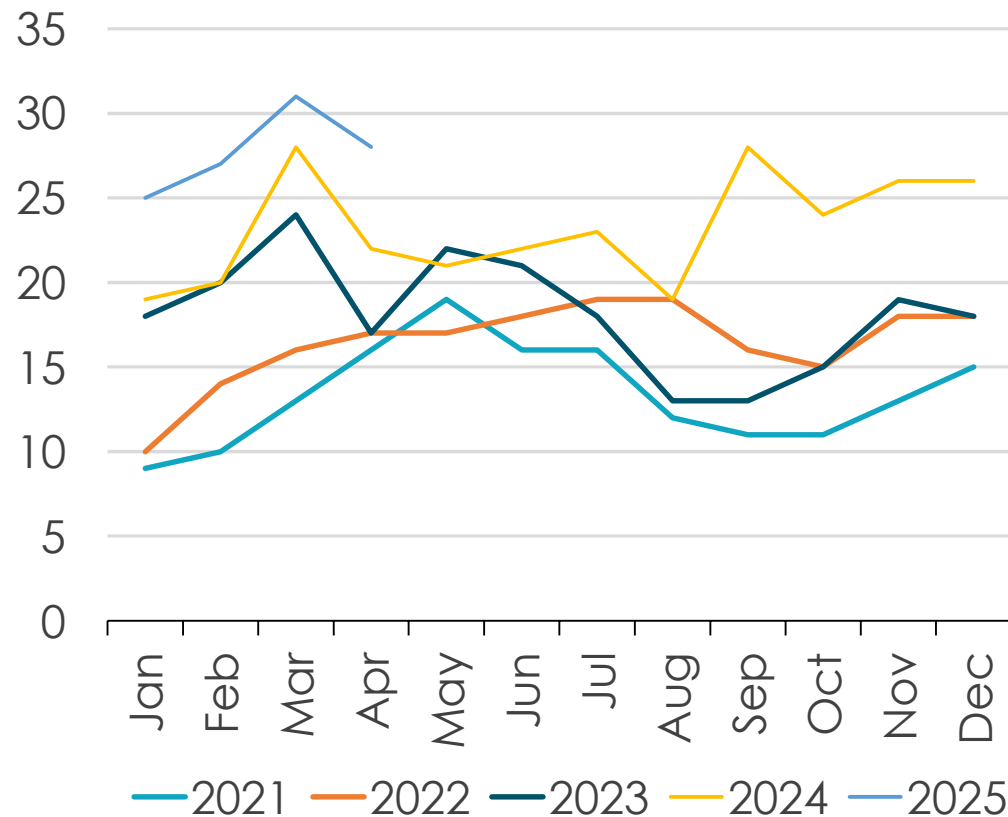




ONBOARD STATS

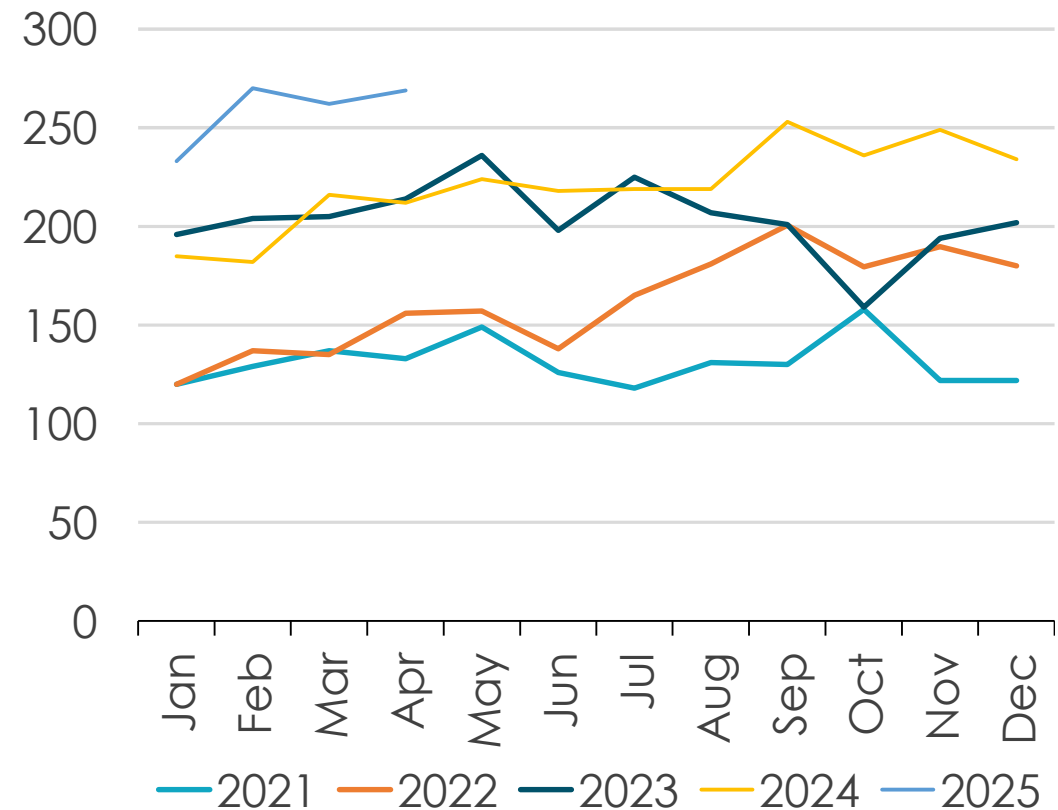
ADA

Apr 2025 Average: 28



BICYCLE

Apr 2025 Average: 269



FY 24/25 OPERATING BUDGET UPDATE



OPERATING COSTS, CAPITAL MAINTENANCE AND CONSULTANT SUPPORT	ANNUAL BUDGET	FISCAL 24/25 YTD Apr 30th, 2025	
		BUDGET	ACTUAL
Alstom - Operations	\$14,218,190	\$11,848,491	\$11,807,175
Alstom - Maintenance	\$17,239,721	\$14,366,434	\$14,300,544
Alstom - Incentive/disincentive	\$1,572,896	\$1,310,746	\$1,057,546
moovel Fare Collection O&M	\$1,541,202	\$1,284,335	\$34,736
Herzog - Signal Maintenance of Way	\$3,958,813	\$3,299,011	\$3,311,554
WiFi and APC O&M, Cellular for Comms	\$315,000	\$262,500	\$51,413
Fleet Management Witronix O&M	\$105,000	\$87,500	\$93,285
Green's Energy - Fuel	\$4,100,000	\$3,416,667	\$2,473,775
Gallagher - Insurance	\$5,000,000	\$5,000,000	\$4,229,667
Amtrak/Alstom/Herzog - Preventative Maintenance	\$2,860,000	\$2,383,333	\$777,736
Alstom/Amtrak SOGR Heavy vehicle Maintenance	\$4,400,000	\$3,666,667	\$1,829,387
Banking, Merchant, and Armored Car Services	\$152,250	\$126,875	\$72,126
Station and Onboard Security	\$1,386,000	\$1,155,000	\$985,924
PTC O&M (Herzog & Alstom)	\$11,000,000	\$9,166,667	\$7,838,262
Subtotal - System operating costs	\$67,849,071	\$57,374,226	\$48,863,130
Consultant Support	\$12,800,000	\$8,533,333	\$10,535,555
TOTAL OPERATING COSTS, CAPITAL MAINTENANCE AND CONSULTANT SUPPORT	\$80,649,071	\$65,907,559	\$59,398,685

FY 24/25 OPERATING BUDGET UPDATE



OPERATING REVENUE	ANNUAL BUDGET	FISCAL 24/25 YTD Apr 30th, 2025	
		BUDGET	ACTUAL
Farebox revenue	\$2,205,000	\$1,837,500	\$1,644,884
CSX usage fees	\$3,525,648	\$2,938,040	\$2,353,061
Amtrak usage fees	\$988,769	\$823,974	\$1,215,835
FCEN usage fees	\$20,000	\$16,667	\$25,486
Right-of-way lease revenue	\$125,000	\$104,167	\$145,043
Ancillary revenue	\$323,580	\$269,650	\$403,358
<i>Subtotal - System revenue</i>	\$7,187,997	\$5,989,998	\$5,787,668
FTA §5307 - Urbanized Area Grant Funds	\$13,500,000	\$5,000,000	\$5,000,000
FDOT PTC Contribution	\$ 5,000,000	\$13,500,000	\$13,500,000
FTA 5337 - State of Good Repair	\$4,600,000	\$4,600,000	\$4,600,000
TOTAL OPERATING REVENUE	\$30,287,997	\$29,089,998	\$28,887,668



LYNX CONNECTIVITY

LYNX Fixed-Route Average Daily Boardings & Alightings by SunRail Station Area

SUNRAIL STATION	Fiscal Year 2025												ANNUAL DAILY AVERAGE
	Oct	Nov	Dec	Jan	Feb	Mar	Apr	May	Jun	Jul	Aug	Sep	
<i>Days of Operation</i>	19	20	21	23	20	21	22						21
Sanford	288	289	259	277	305	298	295						287
Lake Mary	86	90	74	69	80	79	84						80
Longwood	75	79	68	75	97	82	96						82
Altamonte Springs	151	170	139	140	173	168	170						159
Maitland	18	18	14	13	10	8	12						13
Winter Park/Amtrak	357	360	271	306	280	263	326						309
AdventHealth	301	295	300	300	323	280	296						299
LYNX Central Station													
Church Street Station													
Orlando Health/Amtrak	42	44	42	35	41	42	42						41
Sand Lake Road	439	490	455	458	494	492	511						477
Meadow Woods	104	107	95	89	111	113	93						102
Tupperware	16	15	12	0	0	0	0						6
Kissimmee Intermodal													
Poinciana	7	7	6	5	8	7	9						7
Total - All Stations	1,884	1,964	1,735	1,767	1,922	1,832	1,934						1,863
Percent change from FY 24 to FY 25	8%	13%	3%	2%	3%	-1%	6%						3%



LYNX CONNECTIVITY

LYNX Feeder Bus Route Analysis (Phase II Routes)

LINK	April		Change	% Change
	FY24	FY25***		
18	21,805	20,707	(1,098)	-5%
418	5,364	5,641	277	5%
155**	611	0	(611)	-100%
306	2,563	1,889	(674)	-26%
604/804*	434	573	139	32%
831	814	1,466	652	80%

* Link 604 was renumbered to Link 804 in December 2024. ** Link 155 was discontinued after December 31, 2024. *** Fiscal Year 2025 Ridership is Unaudited.

LYNX Sand Lake SunRail to Airport Average Daily Ridership

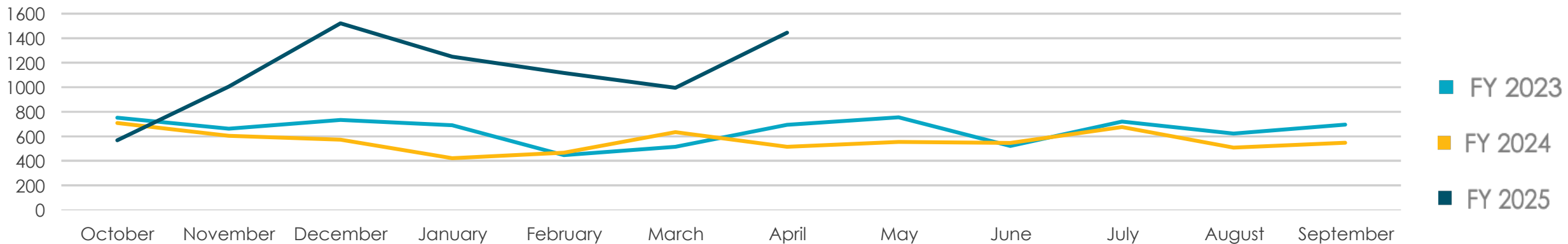
LINK	Average Daily Boardings		Change	% Change
	Apr-24	Apr-25		
11, 42, 111/311	87	114	27	31%



VOTRAN CONNECTIVITY

Activity at DeBary Station	Fiscal year 2024												Annual Daily Average
	Oct-23	Nov-23	Dec-23	Jan-24	Feb-24	Mar-24	Apr-24	May-24	Jun-24	Jul-24	Aug-24	Sep-24	
Days of Operation	22	21	20	22	21	21	22	22	20	22	22	20	255
Total Monthly Ridership	708	604	573	422	467	634	515	555	546	676	508	548	6,756
Avg Daily Ridership	32	29	29	19	22	30	23	25	27	31	23	27	26

Activity at DeBary Station	Fiscal year 2025												Annual Daily Average
	Oct-24	Nov-24	Dec-24	Jan-25	Feb-25	Mar-25	Apr-25	May-25	Jun-25	Jul-25	Aug-25	Sep-25	
Days of Operation	22	20	21	22	20	21	22						148
Total Monthly Ridership	568	1,005	1,521	1,250	1,116	995	1,445						7,900
Avg Daily Ridership	26	50	72	57	56	47	66						53



Note: SunRail service was suspended 10/8/24 through 10/11/24 due to Hurricane Milton and Votran Service was suspended 10/10/24.
YTD: 89.4% increase compared to same period last year.



VORIDE - SUNRAIL CONNECTIVITY

VoRide On-Demand Service - Average Daily Boardings & Alightings at Volusia County Stations

Activity at Stations	Fiscal year 2024												Annual Daily Average
	Oct-23	Nov-23	Dec-23	Jan-24	Feb-24	Mar-24	Apr-24	May-24	Jun-24	Jul-24	Aug-24	Sep-24	
Days of Operation	0	0	0	0	0	0	22	22	20	22	22	20	128
Total Monthly Ridership- DeBary	-	-	-	-	-	-	15	14	12	9	15	6	71
Total Monthly Ridership- DeLand	-	-	-	-	-	-	-	-	-	-	23	58	81
Total Monthly Ridership- Both Stations	-	-	-	-	-	-	15	14	12	9	38	64	152
Avg Daily Ridership	-	-	-	-	-	-	1	1	1	0	2	3	1

Activity at Stations	Fiscal year 2025												Annual Daily Average
	Oct-24	Nov-24	Dec-24	Jan-25	Feb-25	Mar-25	Apr-25	May-25	Jun-25	Jul-25	Aug-25	Sep-25	
Days of Operation	22	20	21	22	20	21	22						148
Total Monthly Ridership- DeBary	11	13	21	20	17	8	20						110
Total Monthly Ridership- DeLand	93	166	249	204	198	180	133						1,223
Total Monthly Ridership- Both Stations	104	179	270	224	215	188	153						1,333
Avg Daily Ridership	5	9	13	10	11	9	7						9

Note: VoRide began service in DeBary on April 8, 2024.

Note: Despite VoRide operating on Saturdays, Days of Operation only includes weekdays as the train only operates weekdays.



DELAND SUNRAIL CIRCULATOR CONNECTIVITY

Votran DeLand SunRail Circulator Average Daily Boardings

Activity at DeLand Station	Fiscal year 2024												Annual Daily Average
	Oct-23	Nov-23	Dec-23	Jan-24	Feb-24	Mar-24	Apr-24	May-24	Jun-24	Jul-24	Aug-24	Sep-24	
Days of Operation	0	0	0	0	0	0	22	22	20	22	15	19	34
Total Monthly Ridership	-	-	-	-	-	-	-	-	-	-	289	328	617
Avg Daily Ridership	-	-	-	-	-	-	-	-	-	-	19	17	18

Activity at DeLand Station	Fiscal year 2025												Annual Daily Average
	Oct-24	Nov-24	Dec-24	Jan-25	Feb-25	Mar-25	Apr-25	May-25	Jun-25	Jul-25	Aug-25	Sep-25	
Days of Operation	21	20	21	22	20	21	22						147
Total Monthly Ridership	341	403	314	403	434	410	548						2,853
Avg Daily Ridership	16	20	15	18	22	20	25						19

Note, this route was suspended Oct. 8 - 11, 2024 due to Hurricane Milton. Note, beginning Mon. Feb. 23 this route operates all day. Prior to that date, the route ran 12:30pm-8pm only.



COMMITTEE MEMBER COMMENTS





NEXT MEETING

JULY 9, 2025, 2:00 PM

LYNX CENTRAL STATION
ADMINISTRATION BUILDING



SUPPORTING CHARTS AND DATA

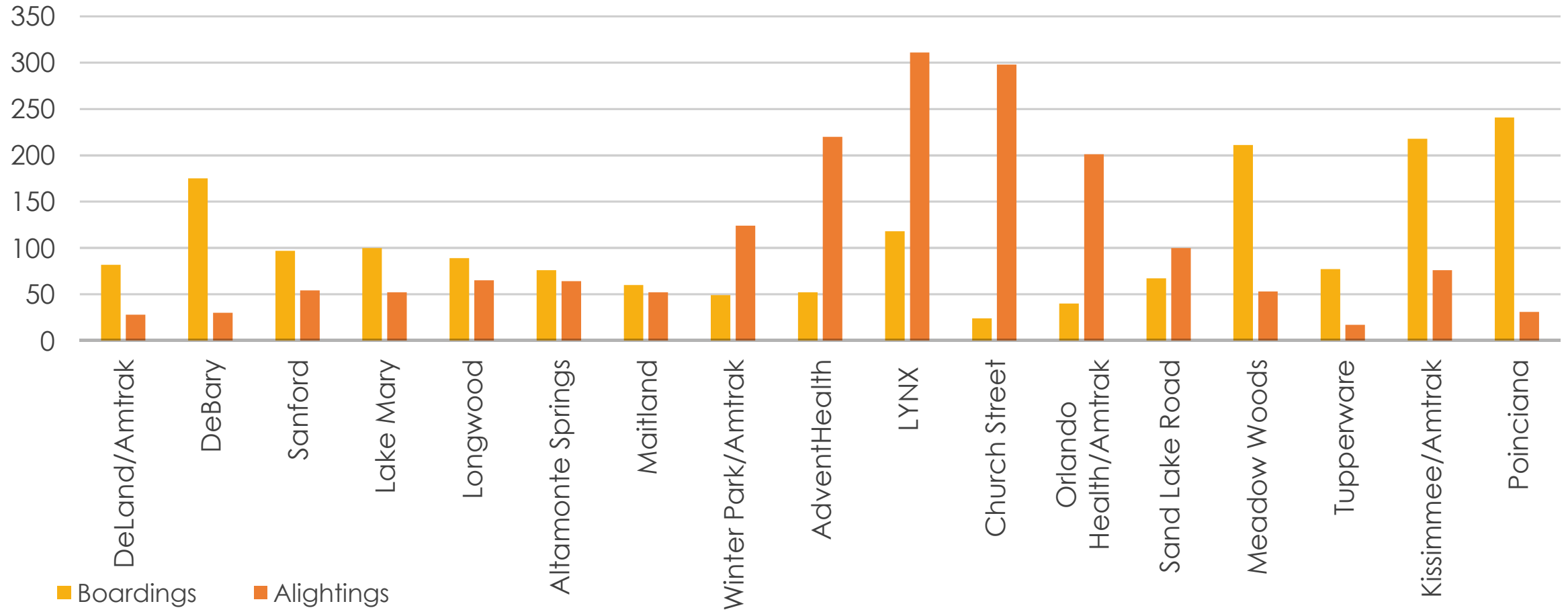




BOARDINGS & ALIGHTINGS

APRIL 2025

AM PEAK
5:45AM - 8:45AM (NB FROM POINCIANA)

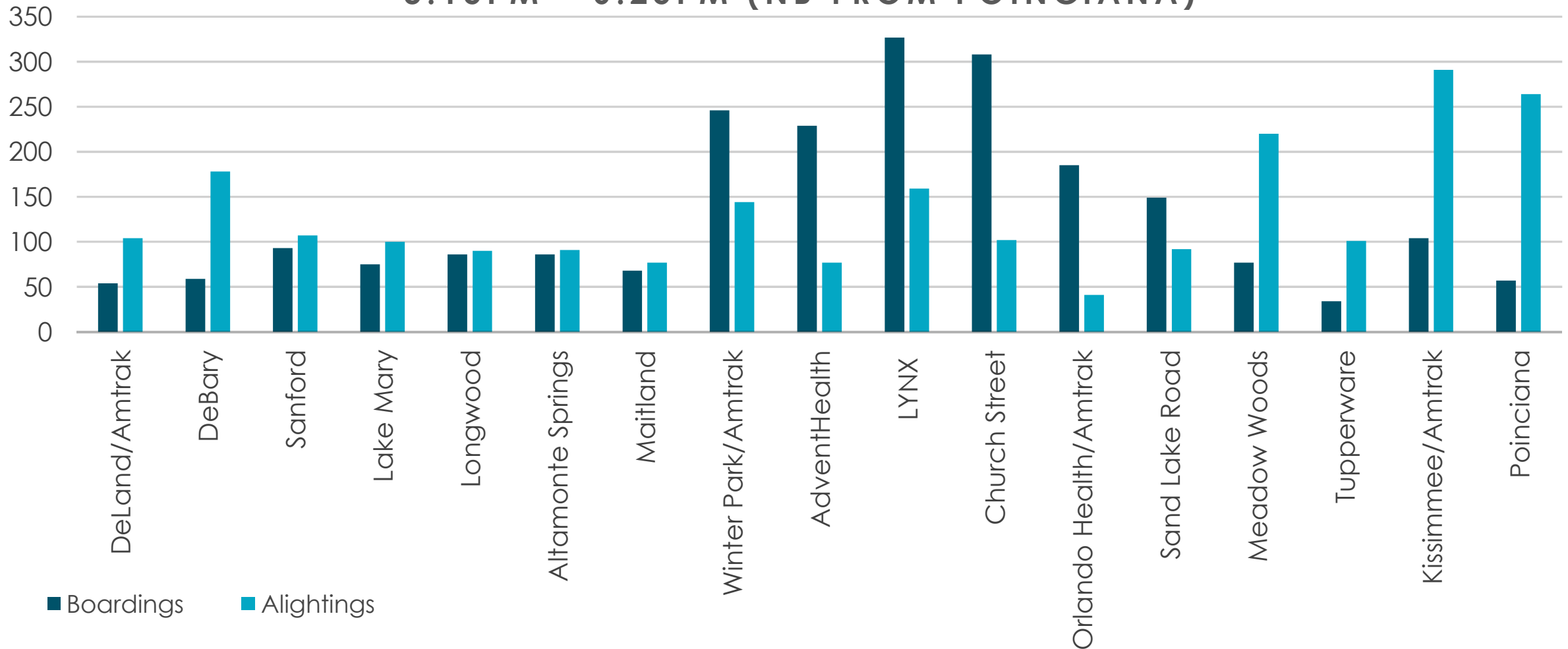




BOARDINGS & ALIGHTINGS

APRIL 2025

PM PEAK
3:15PM – 6:25PM (NB FROM POINCIANA)

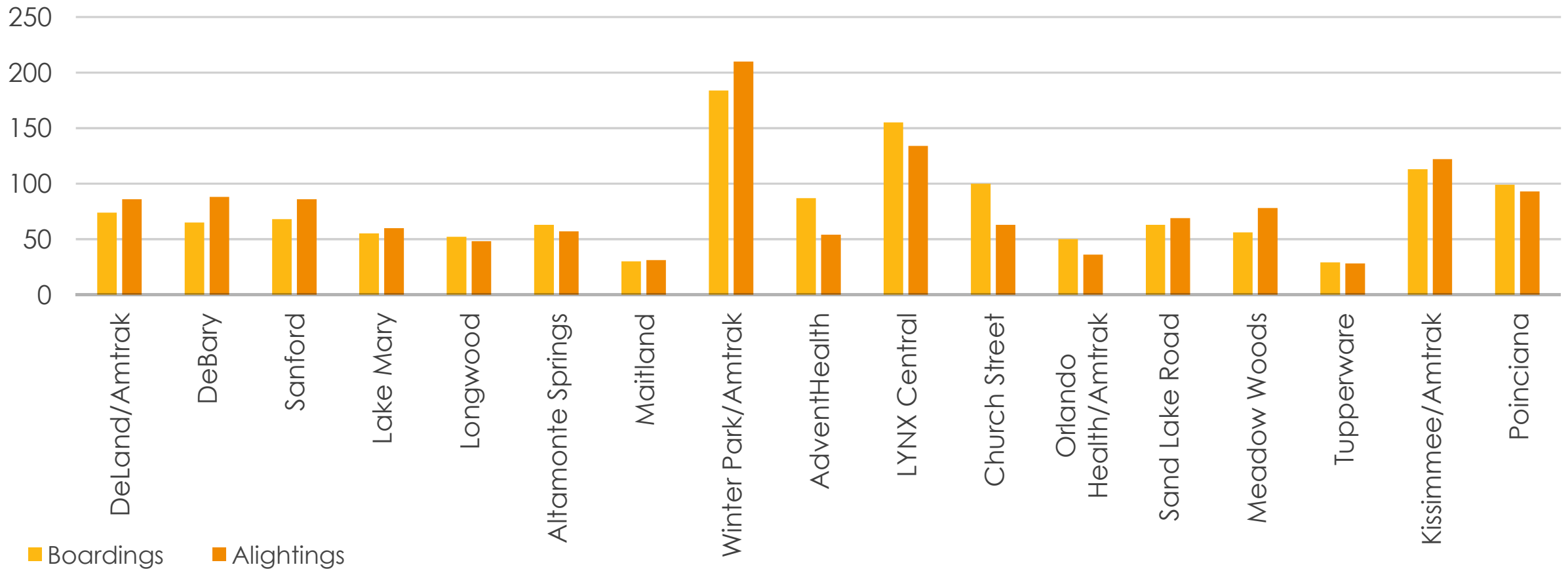




BOARDINGS & ALIGHTINGS

APRIL 2025

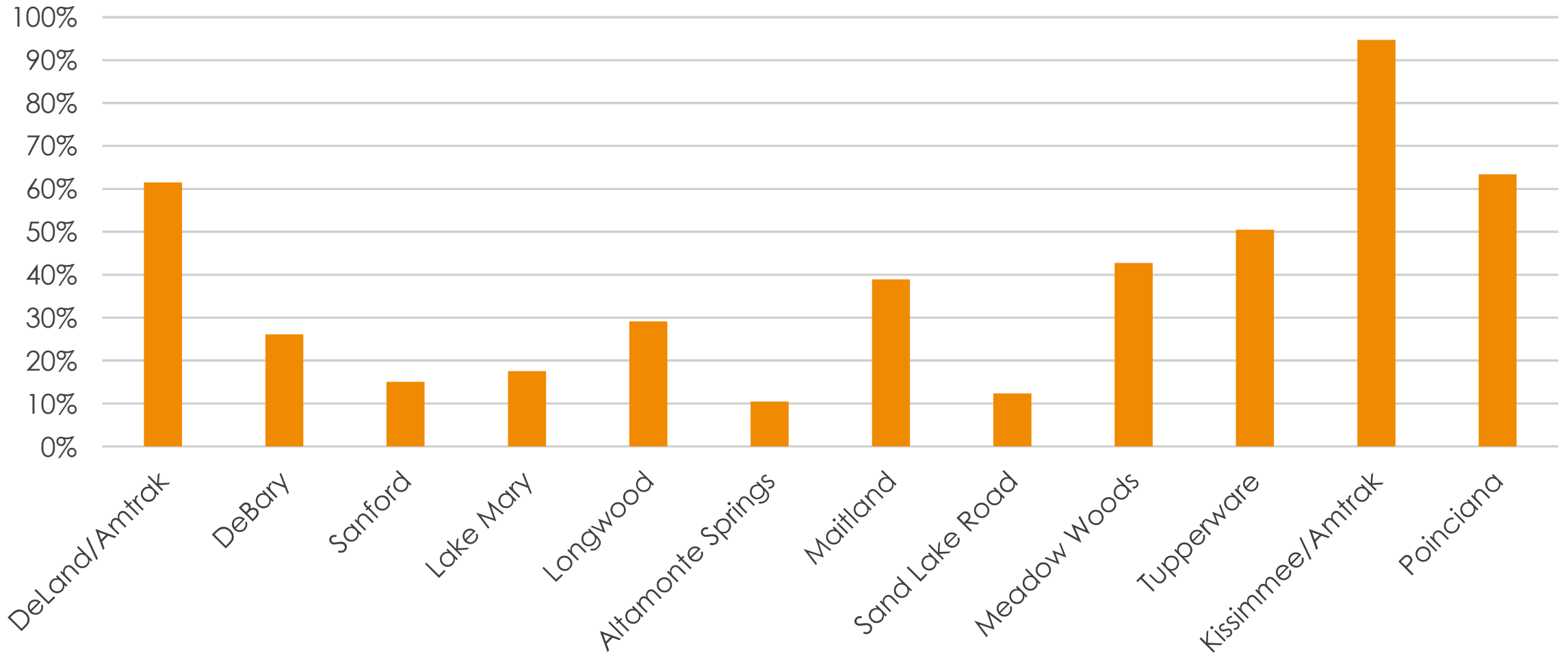
OFF PEAK
10:45AM – 2:45PM; 7:25PM – 9:55PM (NB FROM POINCIANA)





STATION PARKING

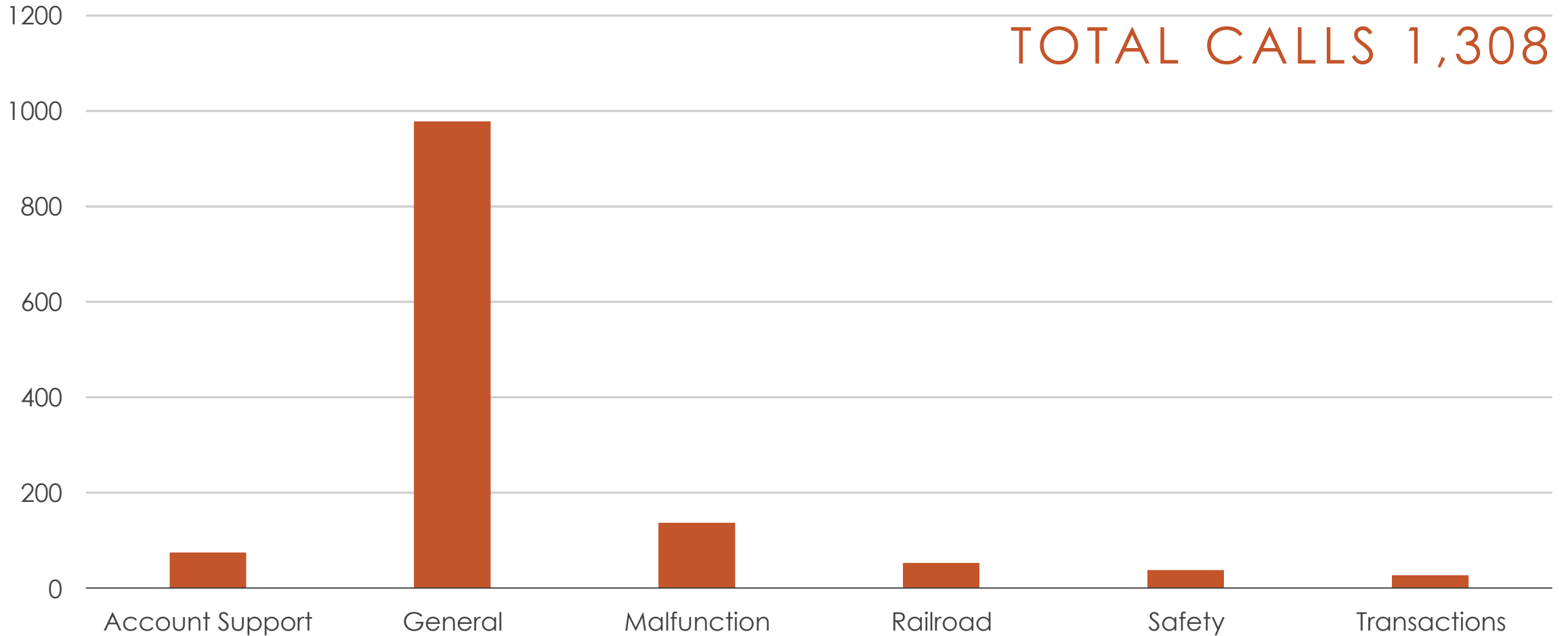
APRIL 2025





CUSTOMER SERVICE CALLS

APRIL 2025





TRAIN PERFORMANCE DETAIL

APRIL 2025

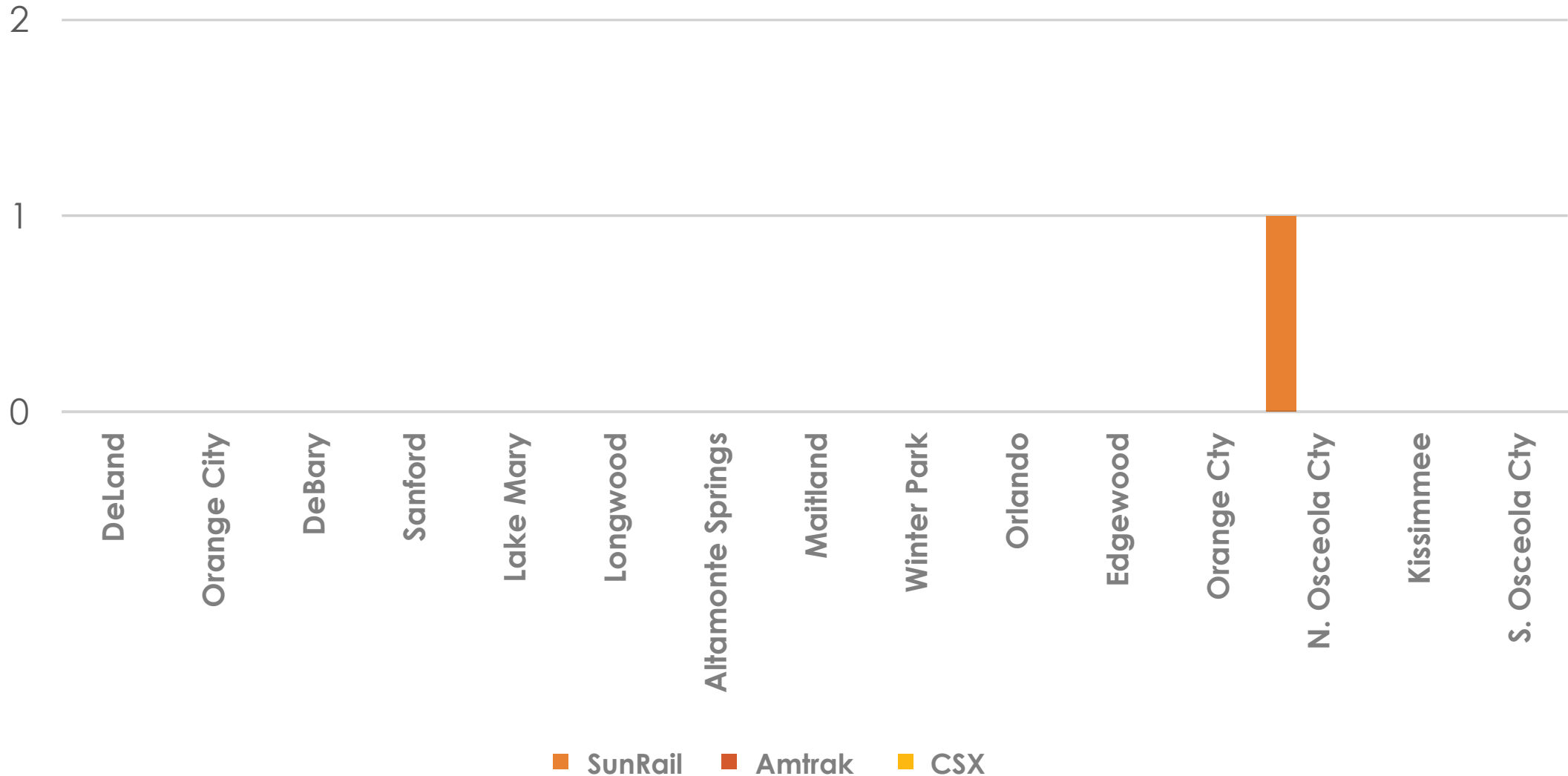
TRAIN PERFORMANCE OVERVIEW	Trains	Percentage
On-Time	782	88.9%
Late	87	9.9%
Annulled	11	1.3%
Total Trains Operated	880	100.0%

PERFORMANCE DETAIL	Days	Trains	Percentage
CFRC Rule Compliance	1	1	0.1%
Communications	1	9	1.0%
Dispatching	2	2	0.2%
Efficiency Testing	2	2	0.2%
Maintenance of Way	8	15	1.7%
Mechanical	3	5	0.6%
Other	3	4	0.5%
Passengers	4	6	0.7%
Signals & Components	10	25	2.8%
Train Interference	12	17	1.9%
Trespasser/Grade Crossing/Near Misses	1	12	1.4%
Total (Rounded)		98	11.1%



REVENUE INCIDENTS BY CITY/COUNTY

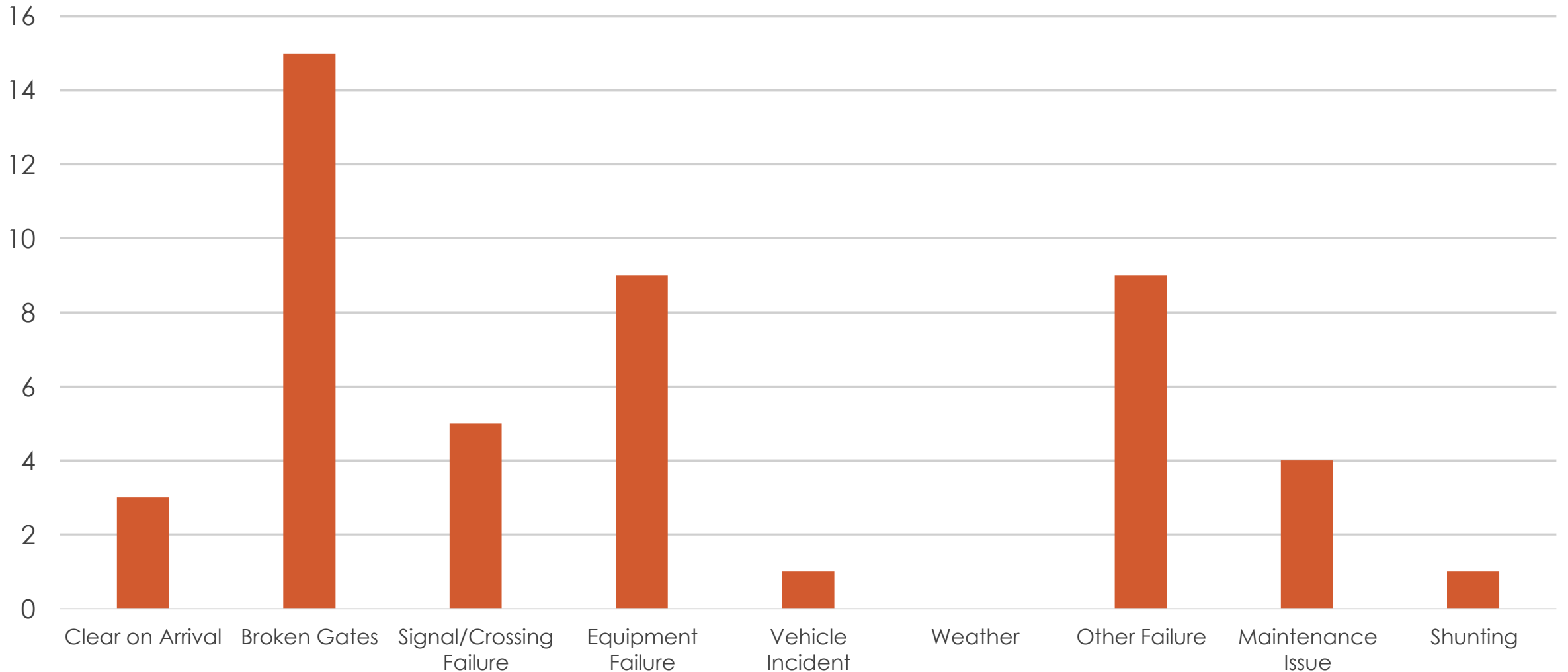
APRIL 2025





CFCRC SIGNAL SYSTEM INCIDENTS

APRIL 2025





QUIET ZONES

JURISDICTION	STATUS
Edgewood	Quiet Zone Established
Orange County	Quiet Zone Established Additional Quiet Zone Locations – Awaiting establishment
Maitland	Quiet Zone Established
Winter Park	Quiet Zone Established
Seminole County	Quiet Zone Established
City of Orlando	Quiet Zone Established
City of Kissimmee	Quiet Zone Established
Volusia County	Awaiting Establishment



QUIET ZONES Periodical Updates

Quiet Zone Periodic Updates Required every 2.5 to 3 years

Location			Next Notification dates		
Seminole County	NOE	April 23, 2023	October 21, 2025	to	October 21, 2025
Maitland	NOE	March 10, 2025	September 8, 2027	to	March 9, 2028
Winter Park	NOE	January 6, 2023	July 6, 2025	to	January 5, 2026
Kissimmee	NOE	February 4, 2021	August 5, 2023	to	February 4, 2024
Orlando	NOE	June 14, 2021	December 13, 2023	to	June 13, 2024

Quiet Zone Periodic Updates Required every 4.5 to 5 years

Location			Next Notification dates		
Edgewood	NOE	October 9, 2019	April 7, 2024	to	October 7, 2024
Orange County	NOE	March 27, 2020	September 24, 2024	to	March 26, 2025

Local communities may apply for quiet zones and information is available on the "About" page at [SunRail.com](https://www.sunrail.com)

