



# TECHNICAL ADVISORY COMMITTEE

SEPTEMBER 10, 2025





# Central Florida Commuter Rail Commission

## Technical Advisory Committee

---

**Date:** September 10, 2025  
**Time:** 2:00 p.m.  
**Location:** LYNX Central Station  
2<sup>nd</sup> Floor Open Space Room  
455 North Garland Avenue  
Orlando, Florida 32801

---

***PLEASE SILENCE CELL PHONES***

---

- I. Call to Order and Pledge of Allegiance**
- II. Confirmation of Quorum**
- III. Chair's Remarks**
- IV. Approvals**
  - a. August 13, 2025, Meeting Minutes Approval
- V. Public Comments**
- VI. Reports**
  - a. Agency Update – David Cooke, Rail Administration Manager
  - b. Bus Connectivity
    - i. LYNX – Bruce Detweiler
    - ii. Votran – Bobbie King



# Central Florida Commuter Rail Commission

## Technical Advisory Committee

---

### **VII. Informational Items**

- a. Train Schedule Update

### **VIII. Committee Member Comments**

### **X. Next Meeting**

- a. Next Meeting – October 8, 2025 at 2:00 p.m. LYNX Open Space Room

### **XI. Adjournment**

*Public participation is solicited without regard to race, color, national origin, age, sex, religion, disability or family status. Persons who require accommodations under the Americans with Disabilities Act or persons who require translation services (free of charge) should contact Roger Masten, FDOT/SunRail Title VI Coordinator 801 SunRail Dr. Sanford, FL 32771, or by phone at 321-257-7161, or by email at [roger.masten@dot.state.fl.us](mailto:roger.masten@dot.state.fl.us) at least three business days prior to the event.*



# Technical Advisory Committee Meeting

August 13, 2025  
2:00 p.m.  
LYNX Central Station

## Attendees

Sarah Larsen, Metroplan Orlando Jacob Lujan, Altamonte Springs Renzo Nastasi, Orange County Sydney Boswell, Lake Mary Arturo Perez, Seminole County Christina Colon, Osceola County (non-voting) Bobbie King, Volusia County	Lou Beato, LYNX Charles M. Heffinger, FDOT David Cooke, FDOT Michael Carman, SunRail Sandra Gutierrez, SunRail Kim Hymes, SunRail Mark Calvert, Evolve
--	--

## Minutes

**The meeting was called to order by Renzo Nastasi at 2:00 p.m.**

**Pledge of Allegiance**

**Quorum was not met.**

**Public Comment:**

- No public comments.

**Agency Update**

**Presenter:** David Cooke

- Group Ride Presentations
  - “We ride SunRail once a month to see our grandchildren.” – AARP Member
    - 30 AARP member Group Ride in July promoting senior-friendly community engagement.
    - Promoted SunRail transit to over 500 attendees at the Osceola County Government Resource Fair.
    - 26 students and teacher Group Ride from the Conklin Davis Center for the Visually Impaired promoting mobility awareness and accessibility on SunRail.
    - Encourage each of the Technical Advisory Committee (TAC) members and their agencies to reach out within their communities to people who would like to do a group ride. Evolve is prepared to handle that for them. However, it should be noted that they do have to pay for the group rides. We've had a lot of success with that this year and are looking forward to doing some more. Most of those occur during the midday. We've had some large groups, and I think it's been a big success. We've gotten a lot of positive comments back from people who have been using the system.
- Average Daily Ridership – June 2025 Average – 5,181 – Up 11% year over year. The line is above where it was last year, which is good. This is typically where we have a little slow down when kids go back to school. So, if we can keep those numbers up close to 5000, I think we're going to have another big year this year.
- Onboard Stats – ADA June 2025 Average – 28; Bicycles June 2025 Average – 243. We've also

seen quite a few bicycles are still using the system as well.

- Boardings by Station – Ridership June 2025 – Total Ridership = 108,796
  - As far as our station performance is concerned, LYNX continues to be our largest station with the transfers that we have there, followed by Winter Park. Kissimmee is pulling up real close as well with those stations. DeLand and DeBary still doing well up in Volusia. DeLand has been a big success up there as well.
- On-Time Performance – June 2025 – Contract Goal=95%; Contract=97.98%; Actual=92.38%
  - 21 Operating Days; Ran 840 Trains
  - We were very fortunate with the weather in June and would like to see that on-time performance stay up high.
- FY 24/25 Operating Budget Update
  - Operating Costs, Capital Maintenance and Consultant Support – Budget \$80,649,071 vs. Actual \$70,420,873
  - As far as our overall budget is concerned, we are going to be looking at a slightly different format including the capital plan as well going forward. This was through the state budget year. As you can see, we stayed within our budget for O&M. There were some items that came in a little under as far as the invoicing period, so a lot of what you see there is actual throughout June. Those invoices still follow into July and August.
  - Operating Revenue – Budget \$30,287,997 vs. Actual \$30,205,741
  - Still consistent with our revenue from farebox all the way down through our system usage fees. A little bit higher on our ancillary revenue and that's due to some of our advertising and wraps that were paid for by some of our supporters.
- **Renzo Nastasi:** I would like to ask you to continue our conversation with Mr. Carman and Mr. Cooke regarding the potential leasing of locomotives. I understand it might be at the item of discussion at the upcoming board meeting. I know it did last time. However, I haven't seen the agenda.
- **David Cooke:** I'm not aware yet of that agenda and going over it with the Commission.

#### LYNX Bus Connectivity

**Presenter:** Lou Beato

- For the month of June, we experienced a 5% increase when compared to last year. Total fiscal year is showing a 3% increase.
- June had a combined decrease of 7% on fixed routes and an 88% increase on Neighbor Link. The Sand Lake to airport corridor had a 20% increase in ridership.
- We attribute this decrease in fixed route ridership to the discontinuance of Link 155 in December of 2024 and the large increase in Neighbor Link ridership to some of those passengers from Link 155 switching over to Neighbor Link 831.

#### Votran Bus Connectivity

**Presenter:** Bobbie King

- DeBary Station Bus Connectivity – for the month of June we had pretty good ridership, little bit lower each month. Mainly because we're seeing some higher numbers in DeLand. So, people are now moving to ride from DeLand.
- VoRide-SunRail Connectivity – We provide VoRide on the west side of the county. It's our micro transit service but we do provide rides to and from the DeBary and DeLand Stations. Those numbers continue to rise. We're seeing increases in that at both stations with an average monthly ridership of about 13.
- DeLand Station Circulator Connectivity – We have a circulator there that is mainly operating from 9:00 a.m. to 5:00 p.m. to downtown DeLand and back with some other bus routes serving the early morning hours and late-night hours. We're seeing steady ridership with over 450 each month and an average daily ridership of about 23 people.

**Informational Items**

**Presenter:** Mike Heffinger

- SunRail is pleased to present a proposed 42-train service design to accommodate late-night riders while leveraging improved system management to help minimize delays. This presentation outlines the proposed schedule of additions and adjustments aimed at delivering the best service possible.
- We first propose a northbound train departing at 8:45 p.m. from Poinciana. Currently there's a 2.5-hour gap – 7:25 p.m. through 9:55 p.m. – between the northbound trains leaving Poinciana. We have a train, the P333, that departs DeLand at 4:40 p.m. and arrives in Poinciana at 6:28 p.m. After finishing its run, this train essentially dead heads to Sanford to prepare for the next day's run. This train has an engineer, a conductor, and a security guard, and can essentially stop at the stations and pick up passengers on their way to Sanford and continue to DeLand where it will then dead head back to the OCC in Sanford with no additional operational cost. We propose that this train dwell at the Poinciana Station from 6:01 to 8:45 p.m., then departs from Poinciana Station at 8:45 p.m., picking up passengers along the way, free of any additional operational cost.
- We also propose adding a southbound train at 9:55 p.m. from DeLand. Currently, the last train leaves out of DeLand southbound at 7:55 p.m. That's kind of early for the late-night riders on Friday. Train P328 departs Poinciana at 4:15 p.m. and arrives in DeLand at 6:01 p.m. After finishing its run, this train, essentially deadheads back to Poinciana to prepare for the next day's schedule. This train has an engineer, a conductor, and a security guard and can essentially stop at the stations and pick up passengers on the way down to Poinciana with no additional operational cost. We propose that this train dwell at DeLand Station from 6:01 to 9:55 p.m., then depart from DeLand Station at 9:55 p.m. picking up passengers along the way, also free of any additional operating cost.
- We also would like to propose changing the departure time of Train P325 from the current 2:45 p.m. to 2:35 p.m. from DeLand. The remaining run scheduled run times would stay the same. This change is proposed due to a very tightly scheduled train meet between the Train P320 coming from northbound DeBary. The current departure time from DeLand for train P325 forces it or train P320 to wait for the other to clear the single main track area between the DeLand and DeBary Stations. This is usually due to one of the two SunRail trains being behind schedule resulting from signal equipment issues and passenger loading and unloading delays. The addition of these two time slots would add late night service to both and give greater flexibility to our patrons. Also, since the corridor was completed basically a year ago in August of 2024 with adding to the trip to DeLand, we have noticed some areas on the corridor could use updated run times. These numerous one and two-minute changes do not change the overall runtime between DeLand and Poinciana but redistributes the timing areas where you have an extra or not enough time. This will allow for a much more accurate schedule instead of trains coming in a minute or two late.
- **Renzo Nastasi:** Thank you, Mr. Heffinger; sorry for not looking at the agenda and noticing you did have this presentation. I think the big take away from this is that there are no additional costs running the extra trains, i.e. operating, personnel.
- **Mike Heffinger:** In these trains, the engineer, the conductor, and the security guard are already on the trains. What happened a year ago when we added the DeLand Station, to keep the exact same times and minimize scheduled impacts, we were able to add this train that dead heads back and forth. We have two trains going from DeLand to Poinciana and then they don't have another run until the next day. They run back to the other station. We have two of those. One dead head from DeLand down to Poinciana and one dead head from Poinciana to DeLand. There's no additional fuel; the cost of fuel has already been spent. The conductors are already on board. The engineer is running the train, and the security guard rides the train at the same time. Essentially, there's no additional cost to add an extra train for that run. Plus, we have a 2.5-hour

break in service from Poinciana going northbound in the evening. It's a long time, so we put that 8:45 p.m. departure there. We also have extended the two hours to leave DeLand a little bit earlier in the evening.


- **Renzo Nastasi:** More service, no additional cost.
- **Mike Heffinger:** More service, no cost.
- **Lou Beato:** When is the schedule going to become effective?
- **Mike Heffinger:** Currently, we don't have time. We're looking maybe around August. That's the only time they would do. So right now, we're not taking away any time, we're only changing one 10 minutes in DeLand, which we will work with Bobbie King. Then the other times a minute here or there. Normal stations wouldn't have any difference. The only thing is we would have an extra train at 8:45 p.m. northbound departing Poinciana and an extra southbound train at 9:55 p.m. departing DeLand.
- **Lou Beato:** The reason I ask is because we typically print the schedule. Is this going to take effect in August 2026?
- **Mike Carman:** No, it will likely be October 2025.
- **Lou Beato:** So, we won't be able to publish an updated schedule until January with the links.
- **Mike Heffinger:** We've got our marketing group that does a fantastic job. We will go above and beyond to be able to market those. It's an advantage to leave early. It may not leave too early out of Poinciana. In Kissimmee and DeLand, that's a busy time to wait 2.5 hours for a train.
- **Lou Beato:** You mentioned Train P325 specifically leaving earlier at DeLand but having no effect on the schedule as it travels south. That's my train, so can you confirm that?
- **Mike Heffinger:** No, Sir. We don't want to mess with that.
- **Bobbie King:** Obviously, the hours impact bus connectivity. I know in our case we would not be able to meet those times. LYNX may have the same scenario. Adding the later times, there may not be bus connectivity for our stations.
- **Arturo Perez:** The southbound train that leaves DeLand at 8:45 p.m. arrives at the Poinciana station at what time?
- **Mike Heffinger:** The northbound train leaves Poinciana at 8:45 p.m. and that train arrives in DeLand roughly at 9:55 p.m., but that's not the train that would be used to go southbound.
- **Mike Carman:** The 9:55 p.m. train southbound out of DeLand gets into Poinciana at 11:38 p.m. That's essentially the last train.

#### Committee Member Comments

- No comments.

Next meeting is scheduled for September 10, 2025, at 2:00 p.m., Lynx Central Station, Administration Building, Open Space Room

**Meeting adjourned at 2:18 p.m.**



# PLEDGE OF ALLEGIANCE

## (Please Stand)

I pledge allegiance to the Flag of the United States of America, and to the Republic for which it stands, one Nation under God, indivisible, with liberty and justice for all.



# TITLE VI



This meeting, project, or study is being conducted without regard to race, color, national origin, age, sex, religion, disability or family status. Persons wishing to express their concerns relative to FDOT compliance with Title VI may do so by contacting:

Esta reunión, proyecto o estudio se lleva a cabo sin distinción de raza, color, origen nacional, edad, sexo, religión, discapacidad o estado familiar. Las personas que deseen expresar sus inquietudes relativas al cumplimiento del Título VI por parte del FDOT pueden hacerlo comunicándose con:

Reyinyon, pwojè, oswa etid sa a ap fèt san konsiderasyon ras, koulè, orijin nasyonal, laj, sèks, relijyon, andikap oswa sityasyon fanmi an. Moun ki vle eksprime enkyetid yo konsènan konfòmite FDOT ak Tit VI ka fè sa lè yo kontakte:

## **ROGER MASTEN**

SunRail Title VI Coordinator

801 SunRail Drive

Sanford, Florida 32771

[Roger.Masten@dot.state.fl.us](mailto:Roger.Masten@dot.state.fl.us)

## **ALDRIN SANDERS**

State Title VI Coordinator

605 Suwannee Street, MS65


Tallahassee, Florida 32399

[Aldrin.Sanders@dot.state.fl.us](mailto:Aldrin.Sanders@dot.state.fl.us)





W E L C O M E








# CHAIR'S REPORT

TANYA WILDER - CITY OF ORLANDO







# APPROVAL

ADOPTION OF AUGUST 13, 2025 MEETING MINUTES







# PUBLIC COMMENTS







# A G E N C Y   U P D A T E

DAVID COOKE








# CORPORATE ENGAGEMENT

## Commuter benefits drive ridership and add value for businesses

- New initiative to increase ridership through outreach to businesses
- Promotes information on cost savings and convenience of SunRail
- Meeting with employers and employees with presentations, digital messaging, informational videos, and more







- SunRail joins the America 250 celebration with a vibrant and historic train wrap
- Station banners and onboard poster display continues the historic theme
- Design highlights Florida's cultural heritage and creates a moving tribute connecting the past to the present, carrying riders into the future

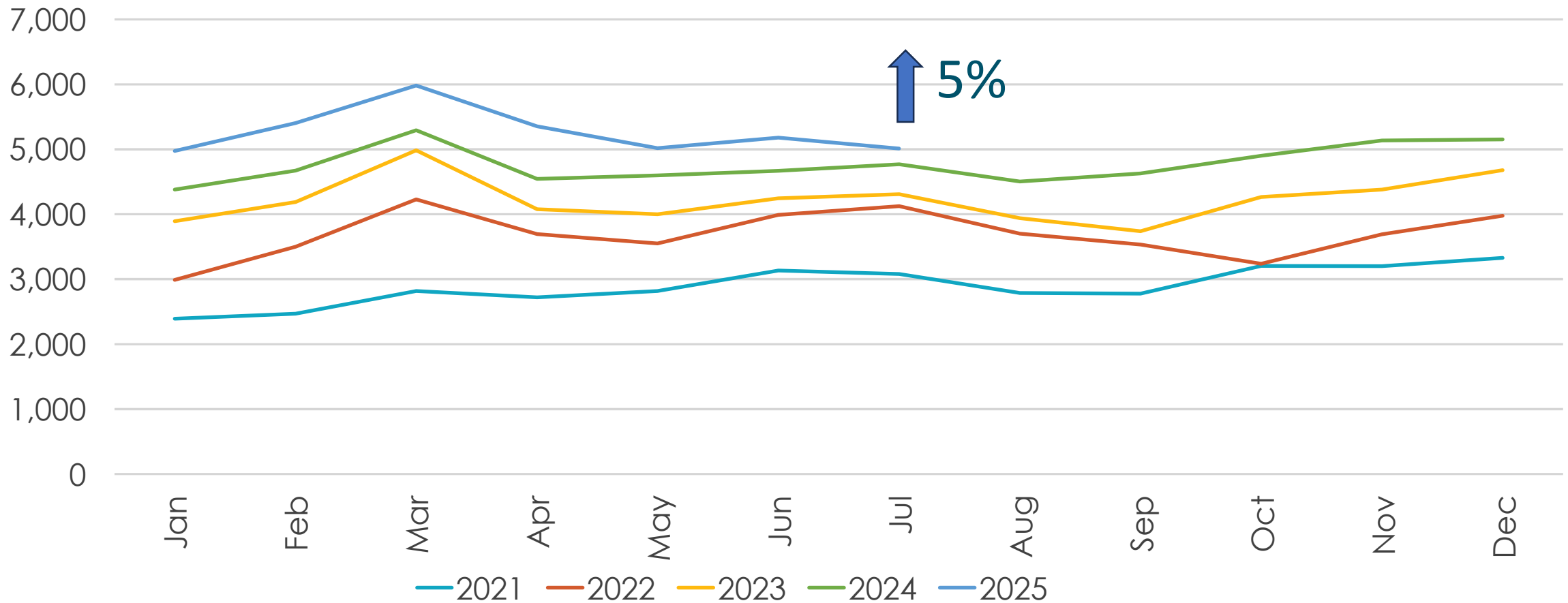






# AVERAGE DAILY RIDERSHIP

**July 2025 Average – 5,010**

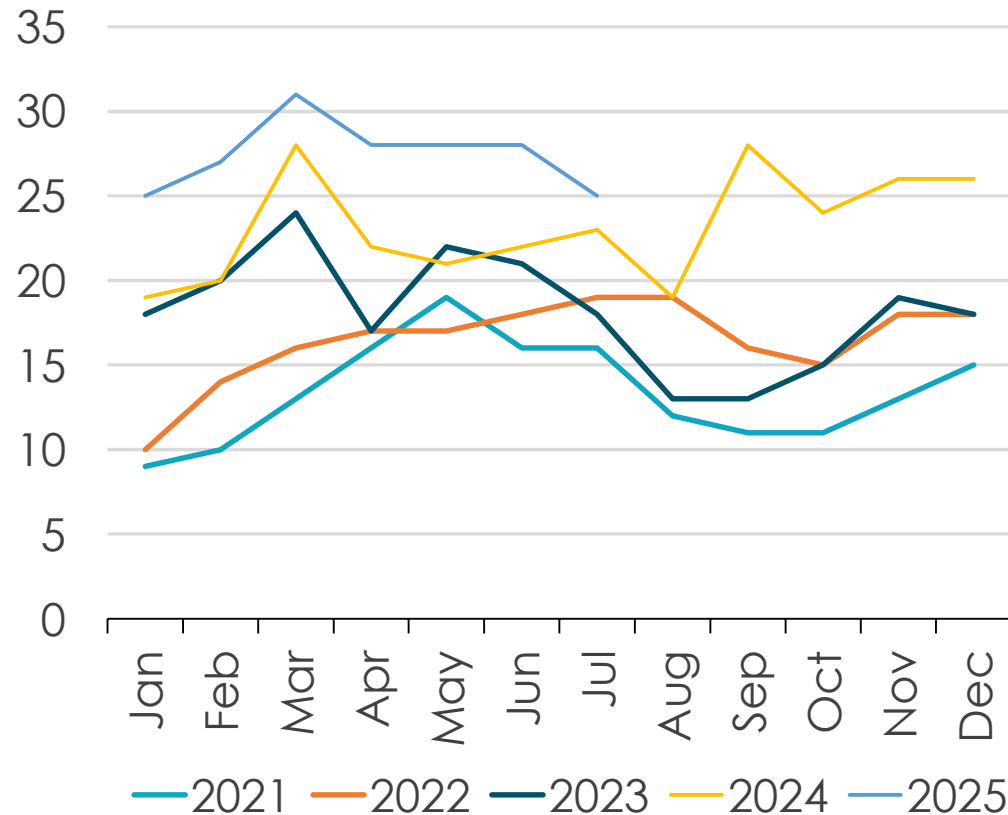




# ONBOARD STATS

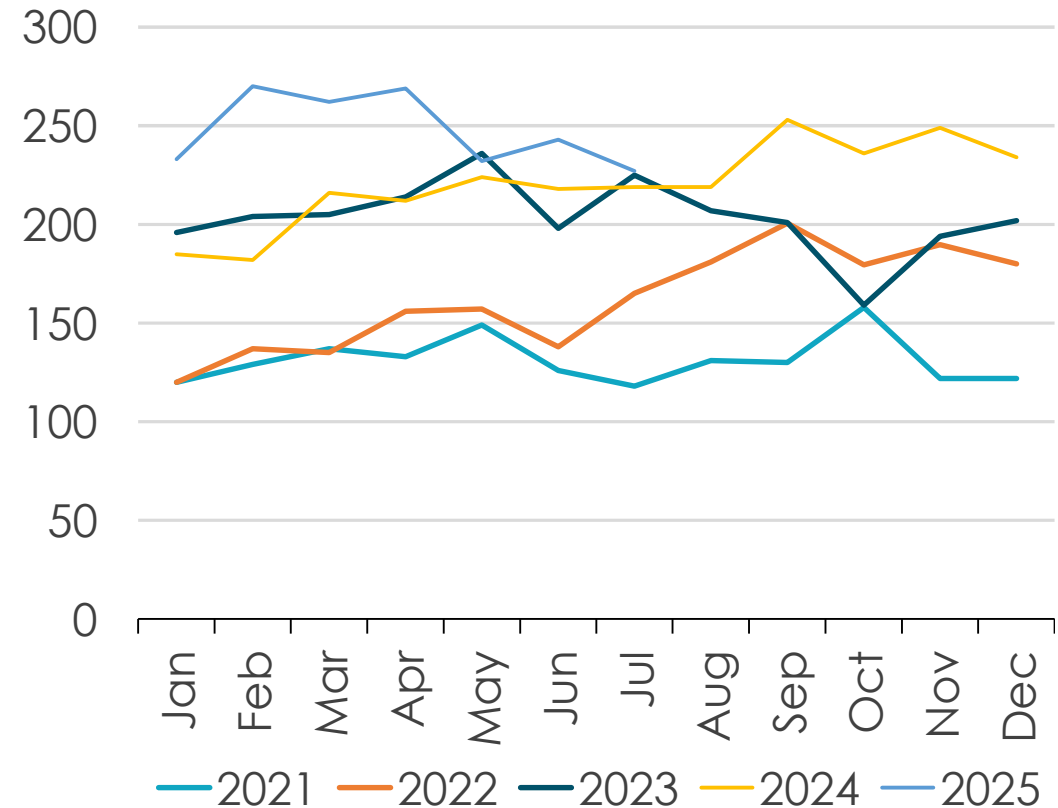
## ADA

Jul 2025 Average: 25



## BICYCLE

Jul 2025 Average: 227



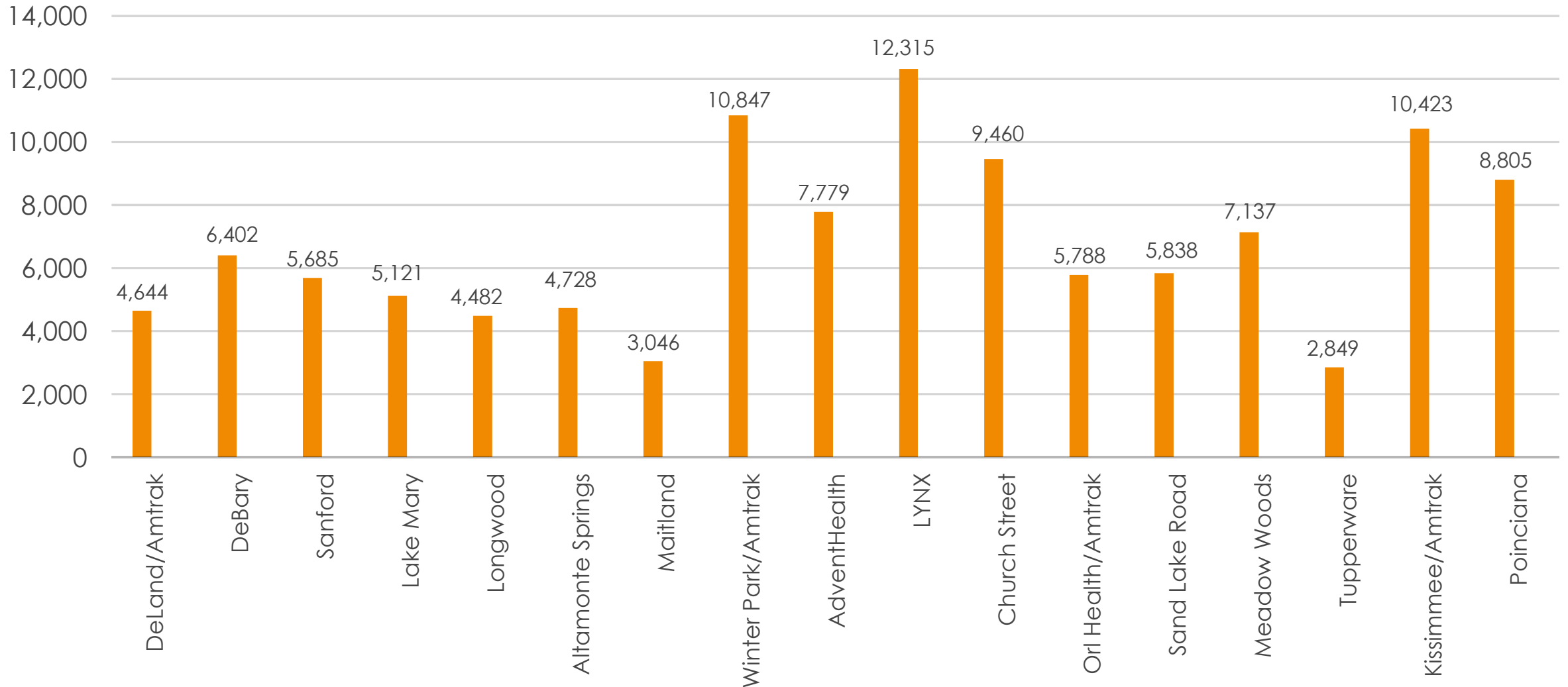




# BOARDING BY STATION

## RIDERSHIP JULY 2025

Total Ridership = 115,349





# ON-TIME PERFORMANCE

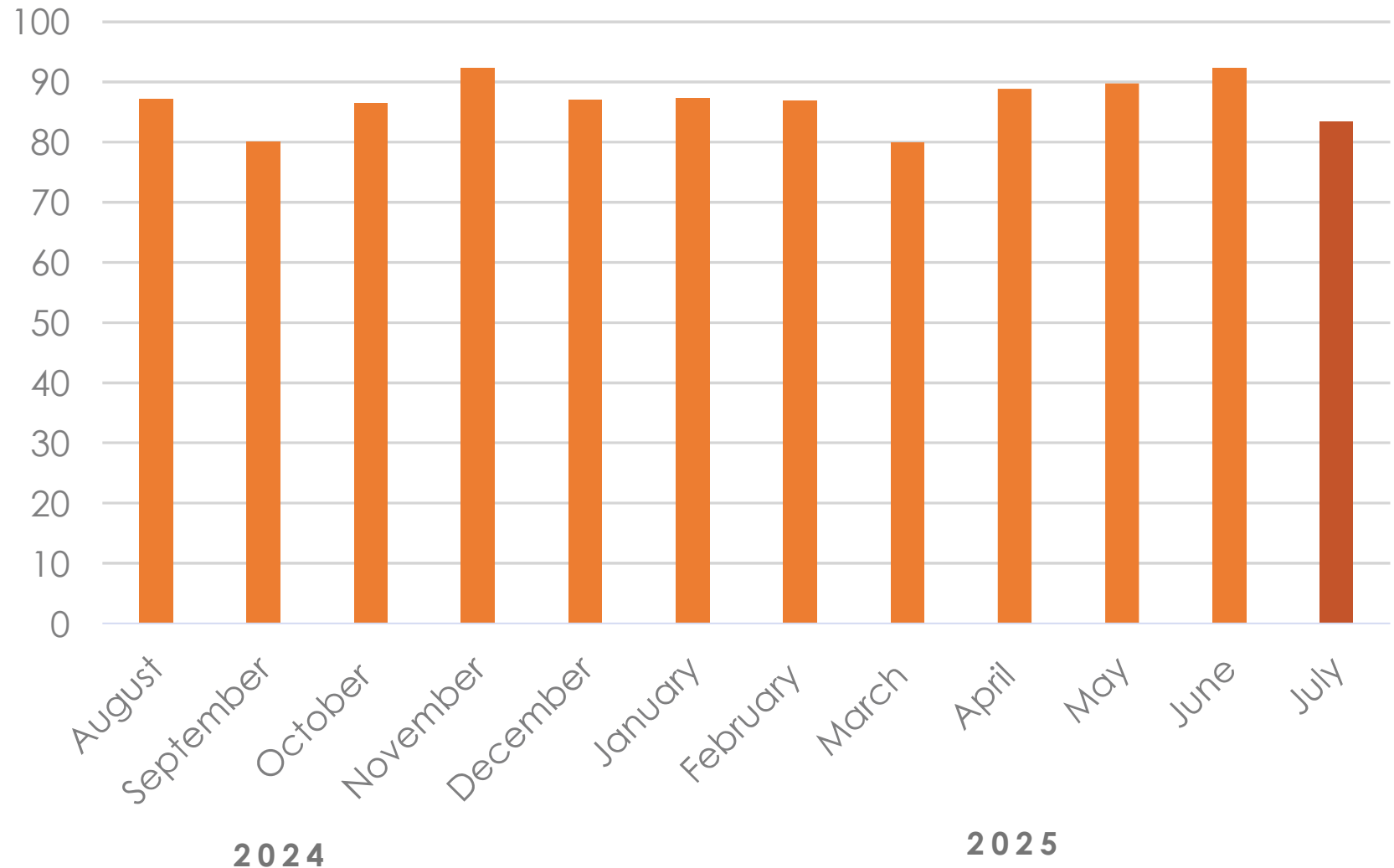
July 2025

CONTRACT GOAL = 95%

CONTRACT = 97.73%

ACTUAL = 83.41%

- 22 Operating Days
- Ran 880 Trains





# LYNX CONNECTIVITY

LYNX Fixed-Route Average Daily Boardings & Alightings by SunRail Station Area

SUNRAIL STATION	Fiscal Year 2025												ANNUAL DAILY AVERAGE
	Oct	Nov	Dec	Jan	Feb	Mar	Apr	May	Jun	Jul	Aug	Sep	
<i>Days of Operation</i>	<b>19</b>	<b>20</b>	<b>21</b>	<b>23</b>	<b>20</b>	<b>21</b>	<b>22</b>	<b>21</b>	<b>21</b>	<b>22</b>			<b>21</b>
Sanford	288	289	259	277	305	298	295	275	268	259			<b>281</b>
Lake Mary	86	90	74	69	80	79	84	74	79	74			<b>79</b>
Longwood	75	79	68	75	97	82	96	79	78	71			<b>80</b>
Altamonte Springs	151	170	139	140	173	168	170	167	154	150			<b>158</b>
Maitland	18	18	14	13	10	8	12	12	15	16			<b>14</b>
Winter Park/Amtrak	357	360	271	306	280	263	326	332	341	334			<b>317</b>
AdventHealth	301	295	300	300	323	280	296	318	324	328			<b>307</b>
LYNX Central Station													
Church Street Station													
Orlando Health/Amtrak	42	44	42	35	41	42	42	39	39	42			<b>41</b>
Sand Lake Road	439	490	455	458	494	492	511	490	479	458			<b>477</b>
Meadow Woods	104	107	95	89	111	113	93	85	84	90			<b>97</b>
Tupperware	16	15	12	0	0	0	0	0	0	0			<b>4</b>
Kissimmee Intermodal													
Poinciana	7	7	6	5	8	7	9	13	10	10			<b>8</b>
<b>Total - All Stations</b>	<b>1,884</b>	<b>1,964</b>	<b>1,735</b>	<b>1,767</b>	<b>1,922</b>	<b>1,832</b>	<b>1,934</b>	<b>1,884</b>	<b>1,871</b>	<b>1,832</b>			<b>1,863</b>
Percent change from FY 24 to FY 25	8%	13%	3%	2%	3%	-1%	6%	-2%	5%	1%			3%



# LYNX CONNECTIVITY

## LYNX Feeder Bus Route Analysis (Phase II Routes)

LINK	July		Change	% Change
	FY24	FY25***		
18	20,242	16,661	(3,581)	-18%
418	4,702	4,632	(70)	-1%
155**	834	0	(834)	-100%
306	2,410	1,531	(879)	-36%
604/804*	241	336	95	39%
831	689	1,579	890	129%

\* Link 604 was renumbered to Link 804 in December 2024. \*\* Link 155 was discontinued after December 31, 2024. \*\*\* Fiscal Year 2025 Ridership is Unaudited.

## LYNX Sand Lake SunRail to Airport Average Daily Ridership

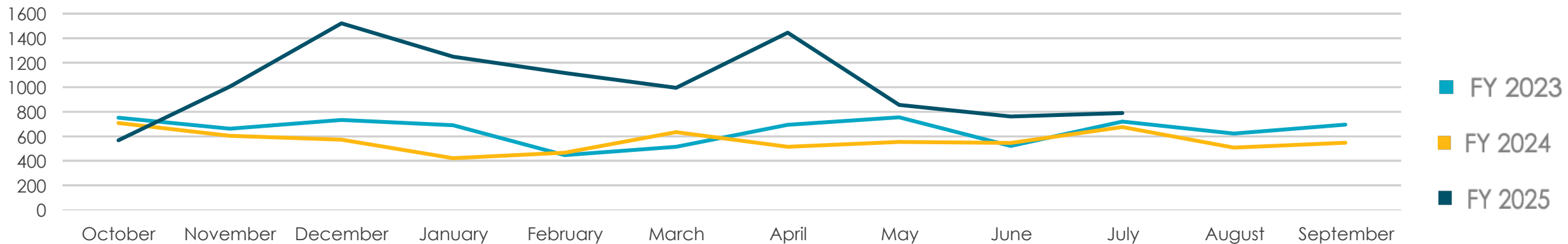
LINK	Average Daily Boardings		Change	% Change
	Jul-24	Jul-25		
11, 42, 111/311	93	115	22	24%



# VOTRAN CONNECTIVITY

Activity at DeBary Station	Fiscal year 2024												Annual Daily Average
	Oct-23	Nov-23	Dec-23	Jan-24	Feb-24	Mar-24	Apr-24	May-24	Jun-24	Jul-24	Aug-24	Sep-24	
Days of Operation	22	21	20	22	21	21	22	22	20	22	22	20	255
Total Monthly Ridership	708	604	573	422	467	634	515	555	546	676	508	548	6,756
Avg Daily Ridership	32	29	29	19	22	30	23	25	27	31	23	27	26

Activity at DeBary Station	Fiscal year 2025												Annual Daily Average
	Oct-24	Nov-24	Dec-24	Jan-25	Feb-25	Mar-25	Apr-25	May-25	Jun-25	Jul-25	Aug-25	Sep-25	
Days of Operation	22	20	21	22	20	21	22	21	21	23			213
Total Monthly Ridership	568	1,005	1,521	1,250	1,116	995	1,445	856	761	790			10,307
Avg Daily Ridership	26	50	72	57	56	47	66	41	36	35			48



Note: SunRail service was suspended 10/8/24 through 10/11/24 due to Hurricane Milton and Votran Service was suspended 10/10/24.  
YTD: 89.4% increase compared to same period last year.





# VORIDE - SUNRAIL CONNECTIVITY

## VoRide On-Demand Service - Average Daily Boardings & Alightings at Volusia County Stations

Activity at Stations	Fiscal year 2024												Annual Daily Average
	Oct-23	Nov-23	Dec-23	Jan-24	Feb-24	Mar-24	Apr-24	May-24	Jun-24	Jul-24	Aug-24	Sep-24	
Days of Operation	0	0	0	0	0	0	22	22	20	22	22	20	128
Total Monthly Ridership- DeBary	-	-	-	-	-	-	15	14	12	9	15	6	71
Total Monthly Ridership- DeLand	-	-	-	-	-	-	-	-	-	-	23	58	81
Total Monthly Ridership- Both Stations	-	-	-	-	-	-	15	14	12	9	38	64	152
Avg Daily Ridership	-	-	-	-	-	-	1	1	1	0	2	3	1

Activity at Stations	Fiscal year 2025												Annual Daily Average
	Oct-24	Nov-24	Dec-24	Jan-25	Feb-25	Mar-25	Apr-25	May-25	Jun-25	Jul-25	Aug-25	Sep-25	
Days of Operation	22	20	21	22	20	21	22	21	21	23			213
Total Monthly Ridership- DeBary	11	13	21	20	17	8	20	28	46	86			270
Total Monthly Ridership- DeLand	93	166	249	204	198	180	133	168	235	203			1,829
Total Monthly Ridership- Both Stations	104	179	270	224	215	188	153	196	281	289			2,099
Avg Daily Ridership	5	9	13	10	11	9	7	9	13	13			10

Note: VoRide began service in DeBary on April 8, 2024.

Note: Despite VoRide operating on Saturdays, Days of Operation only includes weekdays as the train only operates weekdays.



# DELAND SUNRAIL CIRCULATOR CONNECTIVITY

Votran DeLand SunRail Circulator Average Daily Boardings

Activity at DeLand Station	Fiscal year 2024												Annual Daily Average
	Oct-23	Nov-23	Dec-23	Jan-24	Feb-24	Mar-24	Apr-24	May-24	Jun-24	Jul-24	Aug-24	Sep-24	
Days of Operation	0	0	0	0	0	0	22	22	20	22	15	19	34
Total Monthly Ridership	-	-	-	-	-	-	-	-	-	-	289	328	617
Avg Daily Ridership	-	-	-	-	-	-	-	-	-	-	19	17	18

Activity at DeLand Station	Fiscal year 2025												Annual Daily Average
	Oct-24	Nov-24	Dec-24	Jan-25	Feb-25	Mar-25	Apr-25	May-25	Jun-25	Jul-25	Aug-25	Sep-25	
Days of Operation	21	20	21	22	20	21	22	21	21	23			212
Total Monthly Ridership	341	403	314	403	434	410	548	482	475	428			4,238
Avg Daily Ridership	16	20	15	18	22	20	25	23	23	19			20

Note, this route was suspended Oct. 8 - 11, 2024 due to Hurricane Milton. Note, beginning Mon. Feb. 23 this route operates all day. Prior to that date, the route ran 12:30pm-8pm only.



# INFORMATIONAL ITEMS

SCHEDULE UPDATE



# SUNRAIL

## Proposed 42-Train Schedule

August 13, 2025



# INTRODUCTION

SunRail is pleased to propose a 42-train service designed to accommodate later-night riders while leveraging improved system management to help minimize delays.

This presentation outlines the proposed schedule additions and adjustments aimed at delivering the best service possible.







# PROPOSED 42 TRAIN SCHEDULE

NORTHBOUND

TRAIN NUMBER	P302	P304	P306	P308	P310	P312	P314	P316	P318	P320	P322	P324	P326	P328	P330	P332	P334	P336	P338	P340	P342
Poinciana	5:45 AM	6:15 AM	6:45 AM	7:15 AM	7:45 AM	8:15 AM	8:45 AM	10:45 AM	12:15 PM	1:15 PM	2:15 PM	3:15 PM	3:45 PM	4:15 PM	4:45 PM	5:25 PM	5:55 PM	6:25 PM	7:25 PM	8:45 PM	9:55 PM
Kissimmee/Amtrak	5:53 AM	6:23 AM	6:53 AM	7:23 AM	7:53 AM	8:23 AM	8:53 AM	10:53 AM	12:23 PM	1:23 PM	2:23 PM	3:23 PM	3:53 PM	4:23 PM	4:53 PM	5:33 PM	6:03 PM	6:33 PM	7:33 PM	8:53 PM	10:03 PM
Tupperware	5:59 AM	6:29 AM	6:59 AM	7:29 AM	7:59 AM	8:29 AM	8:59 AM	10:59 AM	12:29 PM	1:29 PM	2:29 PM	3:29 PM	3:59 PM	4:29 PM	4:59 PM	5:39 PM	6:09 PM	6:39 PM	7:39 PM	8:59 PM	10:09 PM
Meadow Woods	6:04 AM	6:34 AM	7:04 AM	7:34 AM	8:04 AM	8:34 AM	9:04 AM	11:04 AM	12:34 PM	1:34 PM	2:34 PM	3:34 PM	4:04 PM	4:34 PM	5:04 PM	5:44 PM	6:14 PM	6:44 PM	7:44 PM	9:04 PM	10:14 PM
Sand Lake Road	6:11 AM	6:41 AM	7:11 AM	7:41 AM	8:11 AM	8:41 AM	9:11 AM	11:11 AM	12:40 PM	1:40 PM	2:41 PM	3:41 PM	4:11 PM	4:41 PM	5:11 PM	5:50 PM	6:20 PM	6:50 PM	7:50 PM	9:10 PM	10:20 PM
Orlando Health/Amtrak	6:20 AM	6:50 AM	7:20 AM	7:50 AM	8:20 AM	8:50 AM	9:20 AM	11:20 AM	12:49 PM	1:49 PM	2:50 PM	3:50 PM	4:20 PM	4:50 PM	5:20 PM	5:59 PM	6:29 PM	6:59 PM	7:59 PM	9:17 PM	10:29 PM
Church Street	6:23 AM	6:53 AM	7:23 AM	7:53 AM	8:23 AM	8:53 AM	9:23 AM	11:23 AM	12:52 PM	1:52 PM	2:53 PM	3:53 PM	4:23 PM	4:53 PM	5:23 PM	6:02 PM	6:32 PM	7:02 PM	8:02 PM	9:20 PM	10:32 PM
LYNX Central Station	6:26 AM	6:56 AM	7:26 AM	7:56 AM	8:26 AM	8:56 AM	9:26 AM	11:26 AM	12:55 PM	1:55 PM	2:56 PM	3:56 PM	4:26 PM	4:56 PM	5:26 PM	6:05 PM	6:35 PM	7:05 PM	8:05 PM	9:23 PM	10:35 PM
AdventHealth	6:32 AM	7:02 AM	7:32 AM	8:02 AM	8:32 AM	9:02 AM	9:32 AM	11:32 AM	1:00 PM	2:00 PM	3:02 PM	4:02 PM	4:32 PM	5:02 PM	5:32 PM	6:10 PM	6:40 PM	7:10 PM	8:10 PM	9:29 PM	10:40 PM
Winter Park/Amtrak	6:39 AM	7:09 AM	7:39 AM	8:09 AM	8:39 AM	9:09 AM	9:39 AM	11:39 AM	1:06 PM	2:06 PM	3:09 PM	4:09 PM	4:39 PM	5:09 PM	5:39 PM	6:16 PM	6:46 PM	7:16 PM	8:16 PM	9:36 PM	10:46 PM
Maitland	6:47 AM	7:17 AM	7:47 AM	8:17 AM	8:47 AM	9:17 AM	9:47 AM	11:47 AM	1:13 PM	2:13 PM	3:17 PM	4:17 PM	4:47 PM	5:17 PM	5:47 PM	6:23 PM	6:53 PM	7:23 PM	8:23 PM	9:43 PM	10:53 PM
Altamonte Springs	6:53 AM	7:23 AM	7:53 AM	8:23 AM	8:53 AM	9:23 AM	9:53 AM	11:53 AM	1:18 PM	2:18 PM	3:23 PM	4:23 PM	4:53 PM	5:23 PM	5:53 PM	6:28 PM	6:58 PM	7:28 PM	8:28 PM	9:48 PM	10:58 PM
Longwood	6:57 AM	7:27 AM	7:57 AM	8:27 AM	8:57 AM	9:27 AM	9:57 AM	11:57 AM	1:22 PM	2:22 PM	3:27 PM	4:27 PM	4:57 PM	5:27 PM	5:57 PM	6:32 PM	7:02 PM	7:32 PM	8:32 PM	9:52 PM	11:02 PM
Lake Mary	7:03 AM	7:33 AM	8:03 AM	8:33 AM	9:03 AM	9:33 AM	10:03 AM	12:03 PM	1:28 PM	2:28 PM	3:33 PM	4:33 PM	5:03 PM	5:33 PM	6:03 PM	6:38 PM	7:08 PM	7:38 PM	8:38 PM	9:58 PM	11:08 PM
Sanford	7:10 AM	7:40 AM	8:10 AM	8:40 AM	9:10 AM	9:40 AM	10:10 AM	12:10 PM	1:35 PM	2:35 PM	3:40 PM	4:40 PM	5:10 PM	5:40 PM	6:10 PM	6:45 PM	7:15 PM	7:45 PM	8:45 PM	10:05 PM	11:15 PM
DeBary	7:18 AM	7:48 AM	8:18 AM	8:48 AM	9:18 AM	9:48 AM	10:18 AM	12:18 PM	1:43 PM	2:43 PM	3:48 PM	4:48 PM	5:18 PM	5:48 PM	6:18 PM	6:53 PM	7:23 PM	7:53 PM	8:53 PM	10:13 PM	11:23 PM
DeLand/Amtrak	7:30 AM*	8:00 AM*	8:30 AM*	9:00 AM*	9:30 AM*	10:00 AM*	10:30 AM*	12:30 PM*	1:56 PM*	2:56 PM*	4:00 PM*	5:00 PM*	5:30 PM*	6:00 PM*	6:30 PM*	7:06 PM*	7:36 PM*	8:06 PM*	9:06 PM*	10:26 PM*	11:36 PM*

## Proposed Additional Trains - *Highlighted in Green*

- Add 8:45 PM departure from Poinciana
- Rider Benefit - Expands northbound return service for sporting events

## Operational Adjustment

- Train P333 arrives at Poinciana 6:28 PM and holds until 8:45 PM departure
  - No additional crews needed (trains already run empty on these segments)





# PROPOSED 42 TRAIN SCHEDULE

SOUTHBOUND

TRAIN NUMBER	P301	P303	P305	P307	P309	P311	P313	P315	P317	P319	P321	P323	P325	P327	P329	P331	P333	P335	P337	P339	P341
DeLand/Amtrak		5:15 AM	5:45 AM	6:15 AM	6:45 AM	7:10 AM	7:40 AM	8:40 AM	9:40 AM	11:15 AM	12:10 PM	1:10 PM	2:35 PM	3:10 PM	3:40 PM	4:15 PM	4:40 PM	5:10 PM	6:30 PM	7:55 PM	9:55 PM
DeBary		5:30 AM	6:00 AM	6:30 AM	7:00 AM	7:30 AM	8:00 AM	9:00 AM	10:00 AM	11:30 AM	12:30 PM	1:30 PM	3:00 PM	3:30 PM	4:00 PM	4:30 PM	5:00 PM	5:30 PM	6:50 PM	8:10 PM	10:10 PM
Sanford	5:06 AM	5:36 AM	6:06 AM	6:36 AM	7:06 AM	7:36 AM	8:06 AM	9:06 AM	10:06 AM	11:36 AM	12:36 PM	1:36 PM	3:06 PM	3:36 PM	4:06 PM	4:36 PM	5:06 PM	5:36 PM	6:56 PM	8:16 PM	10:16 PM
Lake Mary	5:13 AM	5:43 AM	6:13 AM	6:43 AM	7:13 AM	7:43 AM	8:13 AM	9:13 AM	10:13 AM	11:43 AM	12:43 PM	1:43 PM	3:13 PM	3:43 PM	4:13 PM	4:43 PM	5:13 PM	5:43 PM	7:03 PM	8:23 PM	10:23 PM
Longwood	5:20 AM	5:50 AM	6:20 AM	6:50 AM	7:20 AM	7:50 AM	8:20 AM	9:20 AM	10:20 AM	11:50 AM	12:50 PM	1:50 PM	3:20 PM	3:50 PM	4:20 PM	4:50 PM	5:20 PM	5:50 PM	7:10 PM	8:30 PM	10:30 PM
Altamonte Springs	5:24 AM	5:54 AM	6:24 AM	6:54 AM	7:24 AM	7:54 AM	8:24 AM	9:24 AM	10:24 AM	11:54 AM	12:54 PM	1:54 PM	3:24 PM	3:54 PM	4:24 PM	4:54 PM	5:24 PM	5:54 PM	7:14 PM	8:34 PM	10:34 PM
Maitland	5:29 AM	5:59 AM	6:29 AM	6:59 AM	7:29 AM	7:59 AM	8:29 AM	9:29 AM	10:29 AM	11:59 AM	12:59 PM	1:59 PM	3:29 PM	3:59 PM	4:29 PM	4:59 PM	5:29 PM	5:59 PM	7:19 PM	8:39 PM	10:39 PM
Winter Park/Amtrak	5:36 AM	6:06 AM	6:36 AM	7:06 AM	7:36 AM	8:06 AM	8:36 AM	9:36 AM	10:36 AM	12:06 PM	1:06 PM	2:06 PM	3:36 PM	4:06 PM	4:36 PM	5:06 PM	5:36 PM	6:06 PM	7:26 PM	8:46 PM	10:46 PM
AdventHealth	5:43 AM	6:13 AM	6:43 AM	7:13 AM	7:43 AM	8:13 AM	8:43 AM	9:43 AM	10:43 AM	12:13 PM	1:13 PM	2:13 PM	3:43 PM	4:13 PM	4:43 PM	5:13 PM	5:43 PM	6:13 PM	7:33 PM	8:53 PM	10:53 PM
LYNX Central Station	5:48 AM	6:18 AM	6:48 AM	7:18 AM	7:48 AM	8:18 AM	8:48 AM	9:48 AM	10:48 AM	12:18 PM	1:18 PM	2:18 PM	3:48 PM	4:18 PM	4:48 PM	5:18 PM	5:48 PM	6:18 PM	7:38 PM	8:58 PM	10:58 PM
Church Street	5:51 AM	6:21 AM	6:51 AM	7:21 AM	7:51 AM	8:21 AM	8:51 AM	9:51 AM	10:51 AM	12:21 PM	1:21 PM	2:21 PM	3:51 PM	4:21 PM	4:51 PM	5:21 PM	5:51 PM	6:21 PM	7:41 PM	9:01 PM	11:01 PM
Orlando Health/Amtrak	5:54 AM	6:24 AM	6:54 AM	7:24 AM	7:54 AM	8:24 AM	8:54 AM	9:54 AM	10:54 AM	12:24 PM	1:24 PM	2:24 PM	3:54 PM	4:24 PM	4:54 PM	5:24 PM	5:54 PM	6:24 PM	7:44 PM	9:04 PM	11:04 PM
Sand Lake Road	6:03 AM	6:33 AM	7:03 AM	7:33 AM	8:03 AM	8:33 AM	9:03 AM	10:03 AM	11:03 AM	12:33 PM	1:33 PM	2:33 PM	4:03 PM	4:33 PM	5:03 PM	5:33 PM	6:03 PM	6:33 PM	7:53 PM	9:13 PM	11:13 PM
Meadow Woods	6:09 AM	6:39 AM	7:09 AM	7:39 AM	8:09 AM	8:39 AM	9:09 AM	10:09 AM	11:09 AM	12:39 PM	1:39 PM	2:39 PM	4:09 PM	4:39 PM	5:09 PM	5:39 PM	6:09 PM	6:39 PM	7:59 PM	9:19 PM	11:19 PM
Tupperware	6:14 AM	6:44 AM	7:14 AM	7:44 AM	8:14 AM	8:44 AM	9:14 AM	10:14 AM	11:14 AM	12:44 PM	1:44 PM	2:44 PM	4:14 PM	4:44 PM	5:14 PM	5:44 PM	6:14 PM	6:44 PM	8:04 PM	9:24 PM	11:24 PM
Kissimmee/Amtrak	6:20 AM	6:50 AM	7:20 AM	7:50 AM	8:20 AM	8:50 AM	9:20 AM	10:20 AM	11:20 AM	12:50 PM	1:50 PM	2:50 PM	4:20 PM	4:50 PM	5:20 PM	5:50 PM	6:20 PM	6:50 PM	8:10 PM	9:30 PM	11:30 PM
Polkclana	6:28 AM*	6:58 AM*	7:28 AM*	7:58 AM*	8:28 AM*	8:58 AM*	9:28 AM*	10:28 AM*	11:28 AM*	12:58 PM*	1:58 PM*	2:58 PM*	4:28 PM*	4:58 PM*	5:28 PM*	5:58 PM*	6:28 PM*	6:58 PM*	8:18 PM*	9:38 PM*	11:38 PM*

## Proposed Additional Southbound Train - *Highlighted in Green*

- Add 9:55 PM departure from DeLand – No additional crews
- Rider Benefit - Allows for greater promotion of DeLand's evening venues

## Run-Time Adjustments

- Only minor 1–2 minute changes along corridor which redistributes time to allow recovery in problem areas

## Schedule Change

- Shift train P325 departure from DeLand 2:45 PM to 2:35 PM - *Highlighted in Orange*
  - Resolves tight meet with train P320 on single-track section between DeLand and DeBary
  - Current delays often caused by Signal and/or passenger boarding delays/issues

# SUNRAIL

## QUESTIONS?







# COMMITTEE MEMBER COMMENTS







# NEXT MEETING

OCTOBER 8, 2025, 2:00 PM

LYNX CENTRAL STATION  
ADMINISTRATION BUILDING







# SUPPORTING CHARTS AND DATA





# FY 24/25 OPERATING BUDGET UPDATE



OPERATING COSTS, AND CONSULTANT SUPPORT	ANNUAL BUDGET	FISCAL 24/25 YTD June 30th, 2025	
		BUDGET	ACTUAL
Alstom - Operations	\$14,218,190	\$14,218,190	\$14,218,188
Alstom - Maintenance	\$17,239,721	\$17,239,721	\$17,238,782
Alstom - Incentive/disincentive	\$1,572,896	\$1,572,896	\$1,216,239
moovel Fare Collection O&M	\$1,541,202	\$1,541,202	\$42,737
Herzog - Signal Maintenance of Way	\$3,958,813	\$3,958,813	\$3,985,797
WiFi and APC O&M, Cellular for Comms	\$315,000	\$315,000	\$107,111
Fleet Management Witronix O&M	\$105,000	\$105,000	\$113,647
Green's Energy - Fuel	\$4,100,000	\$4,100,000	\$2,642,048
Gallagher - Insurance	\$5,000,000	\$5,000,000	\$4,229,667
Amtrak/Alstom/Herzog - Preventative Maintenance	\$2,860,000	\$2,860,000	\$979,392
Alstom/Amtrak SOGR Heavy vehicle Maintenance	\$4,400,000	\$4,400,000	\$1,664,392
Banking, Merchant, and Armored Car Services	\$152,250	\$152,250	\$87,180
Station and Onboard Security	\$1,386,000	\$1,386,000	\$1,310,413
PTC O&M (Herzog & Alstom)	\$11,000,000	\$11,000,000	\$9,528,969
<b>Subtotal - System operating costs</b>	<b>\$67,849,071</b>	<b>\$67,849,071</b>	<b>\$57,871,057</b>
Consultant Support	\$12,800,000	\$12,800,000	\$12,979,094
<b>TOTAL OPERATING COSTS, AND CONSULTANT SUPPORT</b>	<b>\$80,649,071</b>	<b>\$80,649,071</b>	<b>\$70,343,656</b>

# FY 24/25 OPERATING BUDGET UPDATE



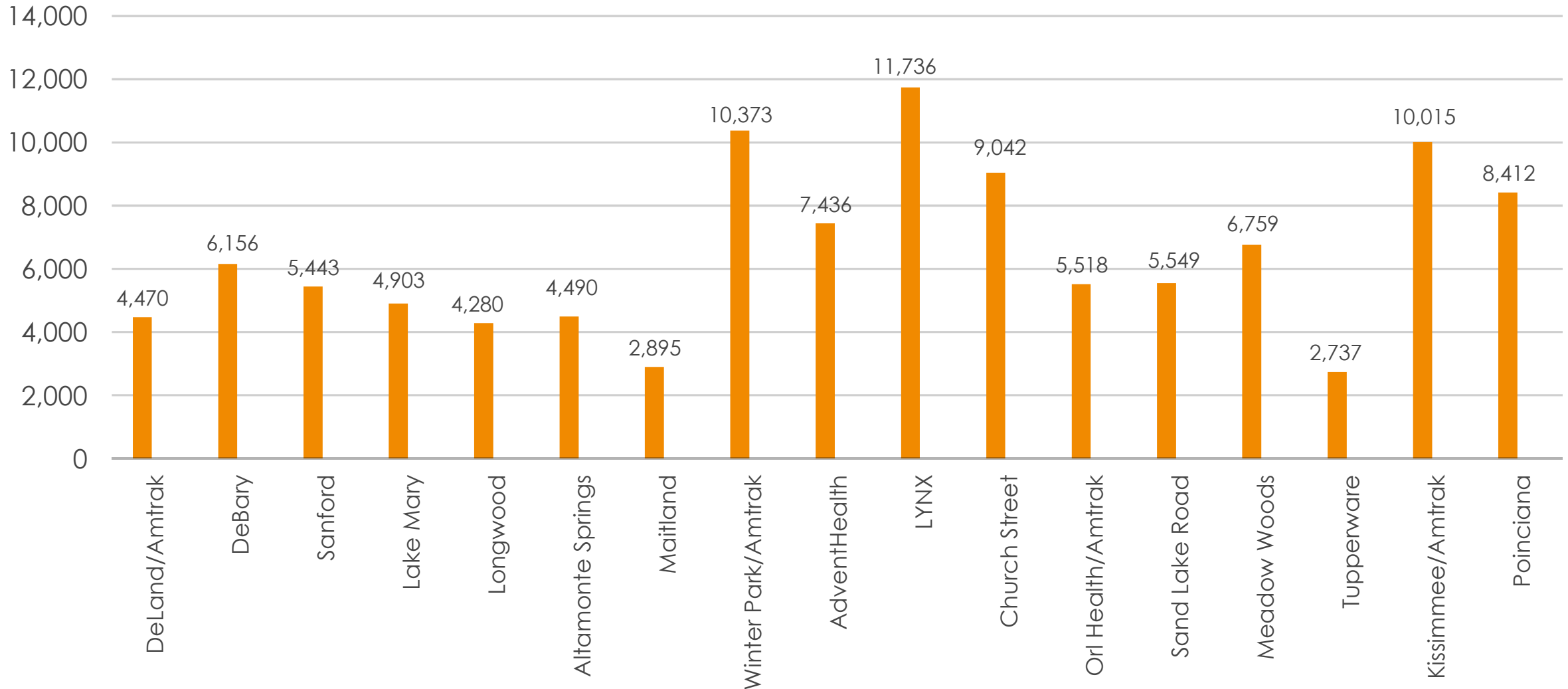
OPERATING REVENUE	ANNUAL BUDGET	FISCAL 24/25 YTD June 30th, 2025	
		BUDGET	ACTUAL
Farebox revenue	\$2,205,000	\$2,205,000	\$2,008,041
CSX usage fees	\$3,525,648	\$3,525,648	\$2,983,373
Amtrak usage fees	\$988,769	\$988,769	\$1,333,184
FCEN usage fees	\$20,000	\$20,000	\$25,486
Right-of-way lease revenue	\$125,000	\$125,000	\$155,708
Ancillary revenue	\$323,580	\$323,580	\$599,949
<i>Subtotal - System revenue</i>	<b>\$7,187,997</b>	<b>\$7,187,997</b>	<b>\$7,105,741</b>
FTA §5307 - Urbanized Area Grant Funds	\$5,000,000	\$5,000,000	\$5,000,000
FDOT PTC Contribution	\$13,500,000	\$13,500,000	\$13,500,000
FTA 5337 - State of Good Repair	\$4,600,000	\$4,600,000	\$4,600,000
<b>TOTAL OPERATING REVENUE</b>	<b>\$30,287,997</b>	<b>\$30,287,997</b>	<b>\$30,205,741</b>



# BOARDING BY STATION

## RIDERSHIP JULY 2025

Total Ridership = 110,214



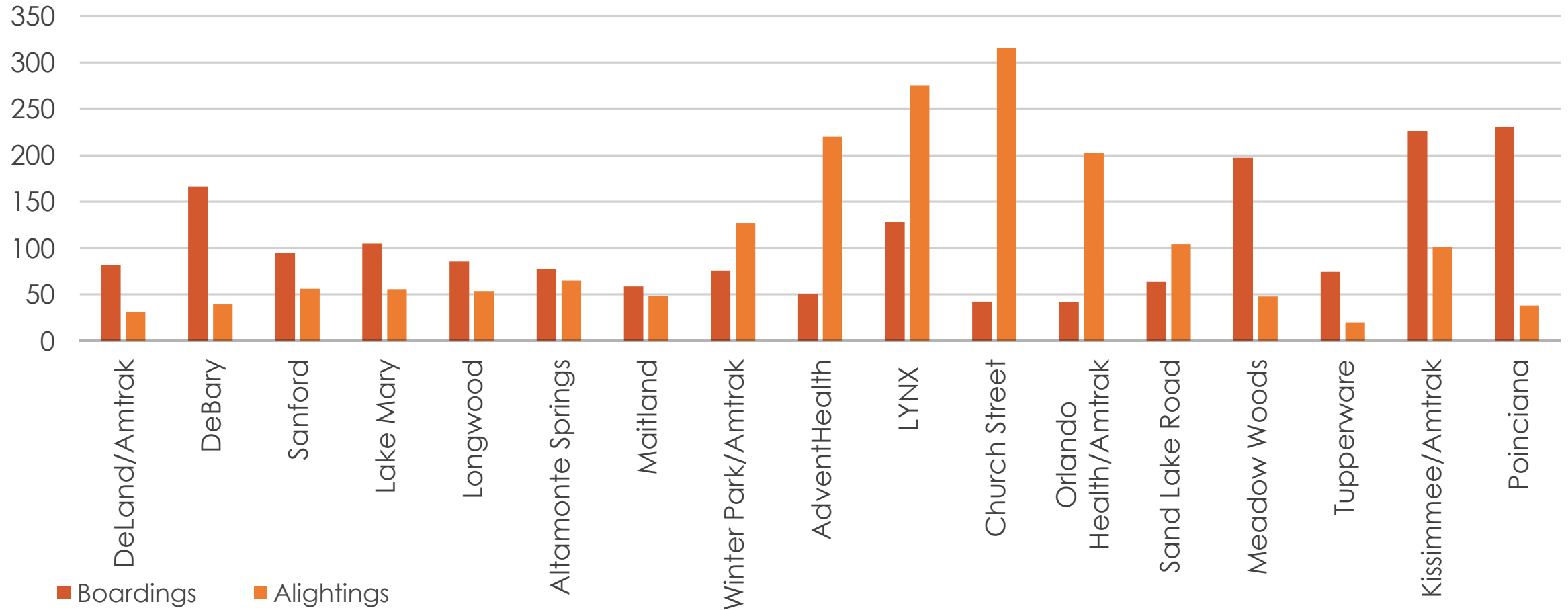




# BOARDINGS & ALIGHTINGS

JULY 2025

AM PEAK  
5:45AM - 8:45AM (NB FROM POINCIANA)

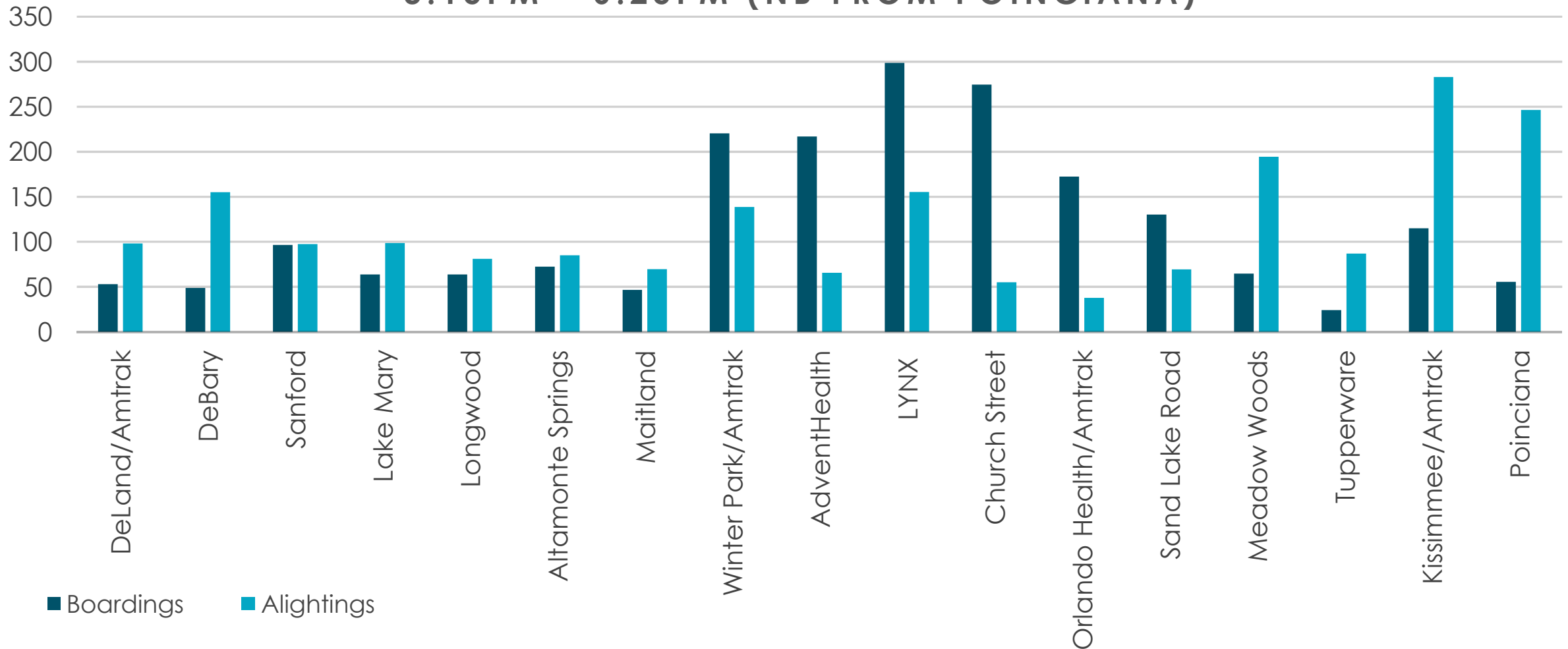




# BOARDINGS & ALIGHTINGS

JULY 2025

PM PEAK  
3:15PM – 6:25PM (NB FROM POINCIANA)

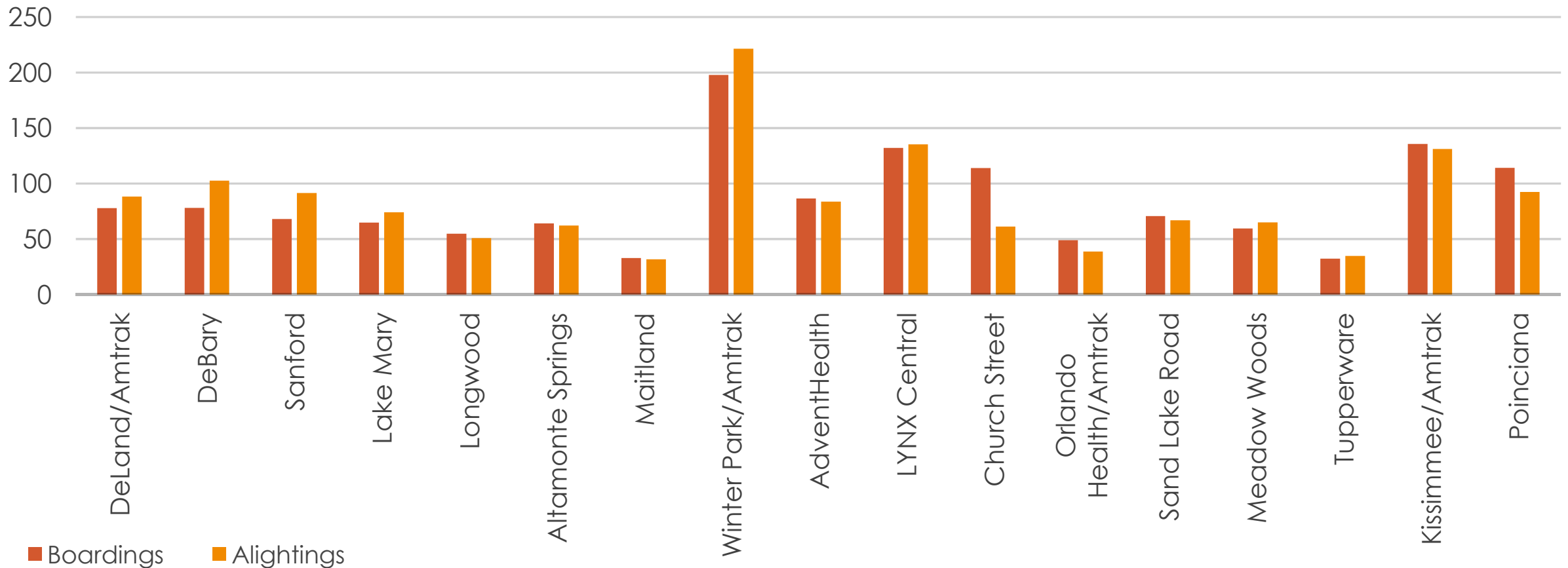




# BOARDINGS & ALIGHTINGS

JULY 2025

OFF PEAK  
10:45AM – 2:45PM; 7:25PM – 9:55PM (NB FROM POINCIANA)

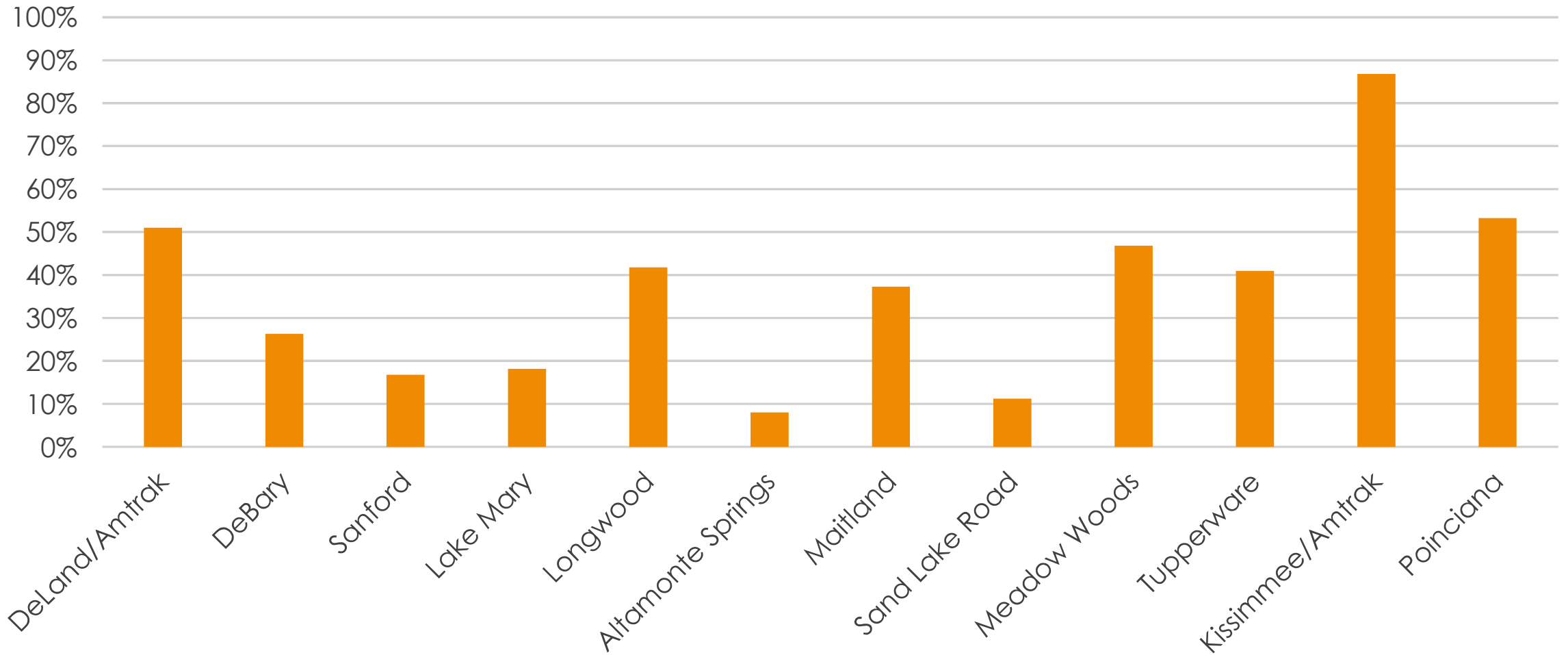






# STATION PARKING

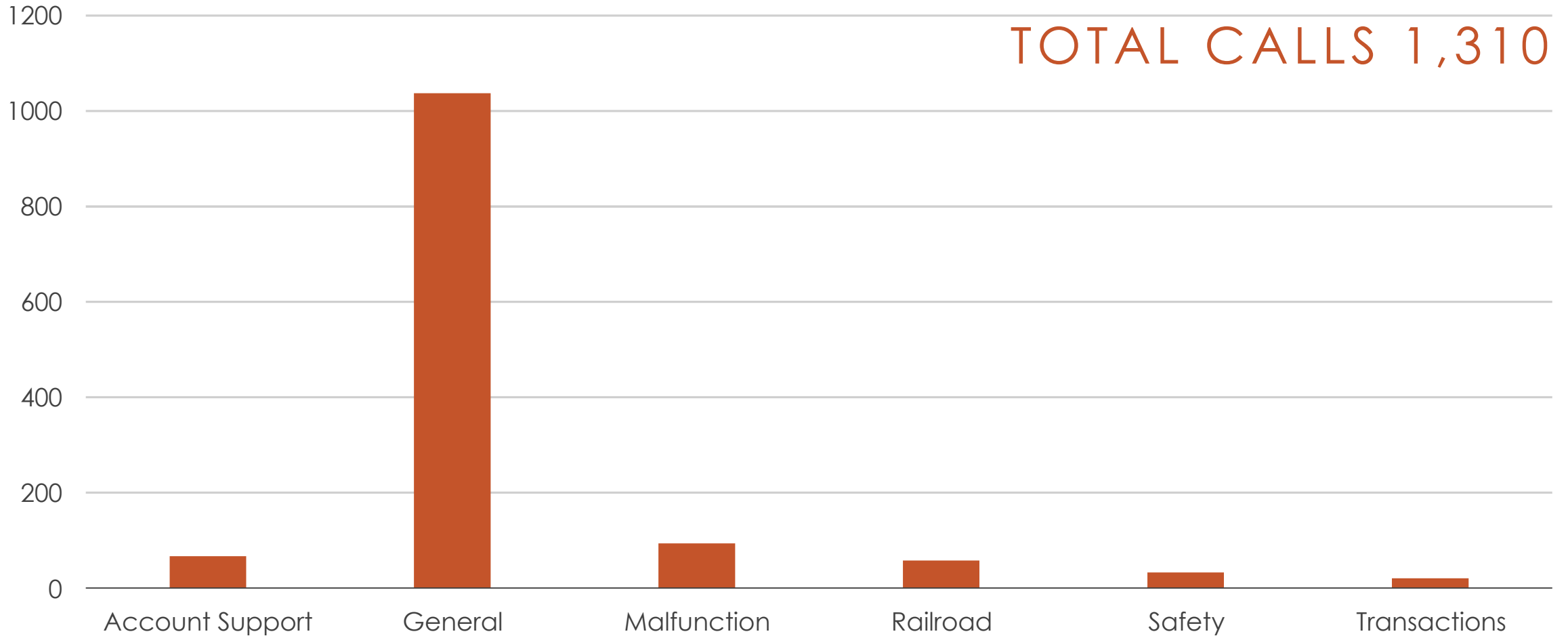
JULY 2025





# CUSTOMER SERVICE CALLS

JULY 2025





# TRAIN PERFORMANCE DETAIL

JULY 2025

TRAIN PERFORMANCE OVERVIEW	Trains	Percentage
On-Time	734	83.4%
Late	133	15.1%
Annulled	13	1.5%
Total Trains Operated	880	100.0%

PERFORMANCE DETAIL	Days	Trains	Percentage
CFRC Rule Compliance	1	1	0.1%
Maintenance of Way	2	3	0.3%
Mechanical	8	20	2.3%
Other	2	9	1.0%
Passengers	2	2	0.2%
Signals & Components	10	32	3.6%
Train Interference	8	15	1.7%
Trespasser/Grade Crossing/Near Misses	3	15	1.7%
Weather	3	49	5.6%
Total (Rounded)		146	16.6%

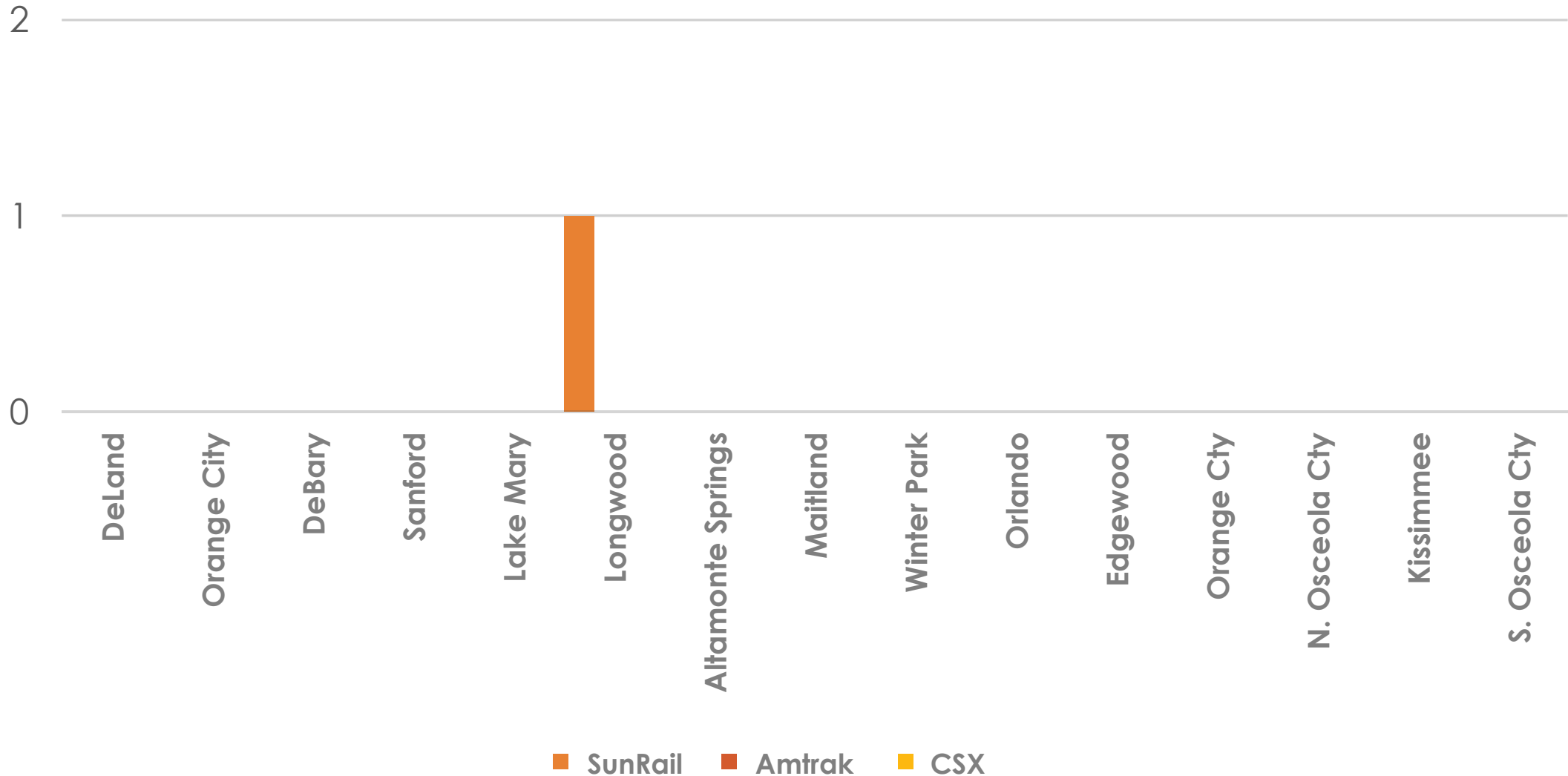
Note: Only categories with a value greater than zero are displayed and rounded to one decimal.





# REVENUE INCIDENTS BY CITY/COUNTY

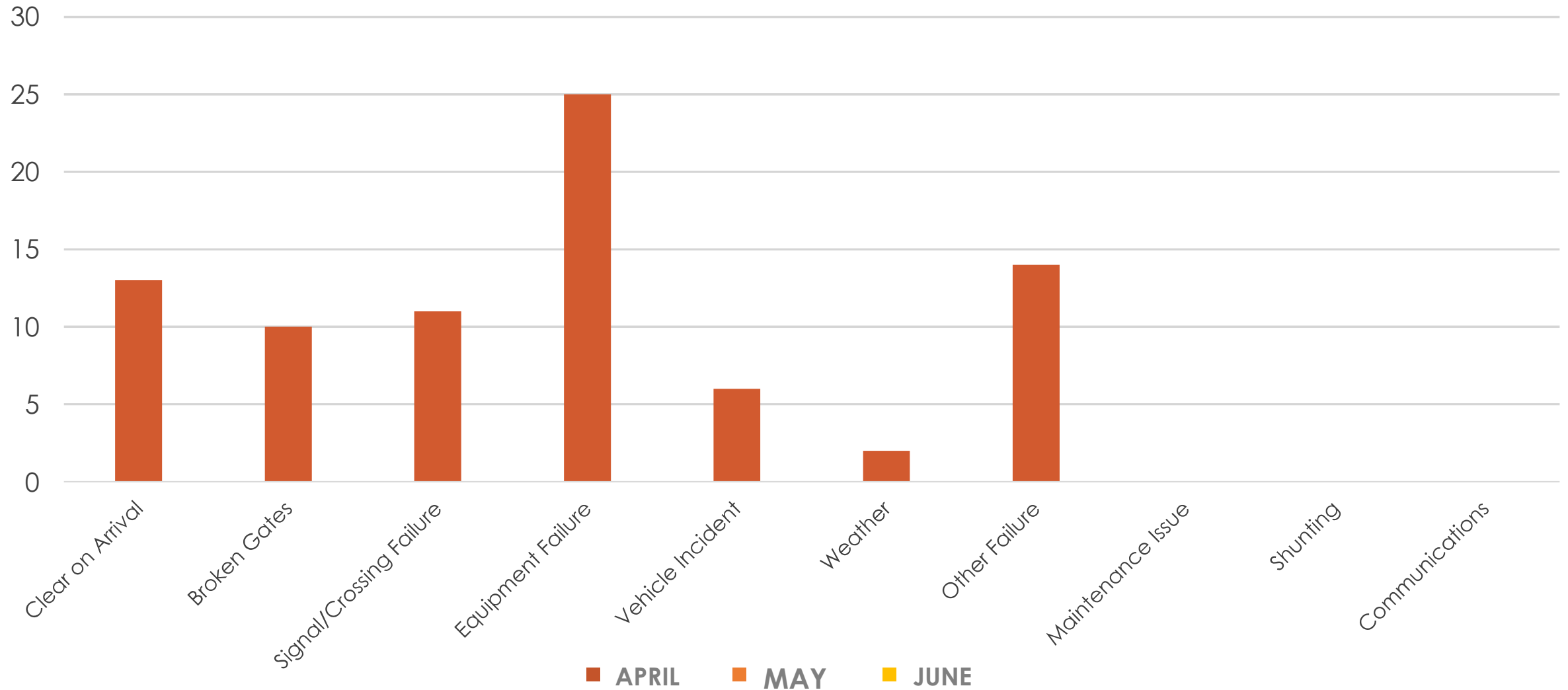
JULY 2025





# CFCRC SIGNAL SYSTEM INCIDENTS

JULY 2025





# QUIET ZONES

JURISDICTION	STATUS
Edgewood	Quiet Zone Established
Orange County	Quiet Zone Established Additional Quiet Zone Locations – Awaiting establishment
Maitland	Quiet Zone Established
Winter Park	Quiet Zone Established
Seminole County	Quiet Zone Established
City of Orlando	Quiet Zone Established
City of Kissimmee	Quiet Zone Established
Volusia County	Awaiting Establishment





# QUIET ZONES Periodical Updates

## Quiet Zone Periodic Updates Required every 2.5 to 3 years

Location			Next Notification dates		
Seminole County	NOE	April 23, 2023	October 21, 2025	to	October 21, 2025
Maitland	NOE	March 10, 2025	September 8, 2027	to	March 9, 2028
Winter Park	NOE	January 6, 2023	July 6, 2025	to	January 5, 2026
Kissimmee	NOE	February 4, 2021	August 5, 2023	to	February 4, 2024
Orlando	NOE	June 14, 2021	December 13, 2023	to	June 13, 2024

## Quiet Zone Periodic Updates Required every 4.5 to 5 years

Location			Next Notification dates		
Edgewood	NOE	October 9, 2019	April 7, 2024	to	October 7, 2024
Orange County	NOE	March 27, 2020	September 24, 2024	to	March 26, 2025

Local communities may apply for quiet zones and information is available on the "About" page at [SunRail.com](https://www.sunrail.com)

